

PA Health Care Cost Containment Council



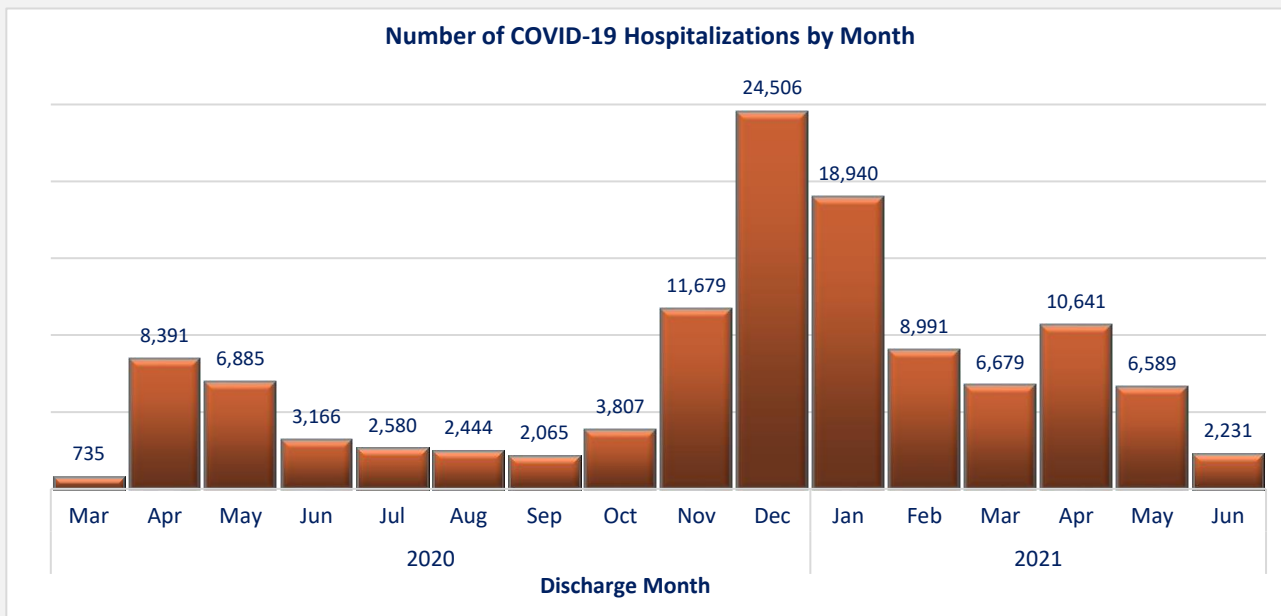
COVID-19 Analyses

COVID-19 Hospitalizations – March 2020 to June 2021

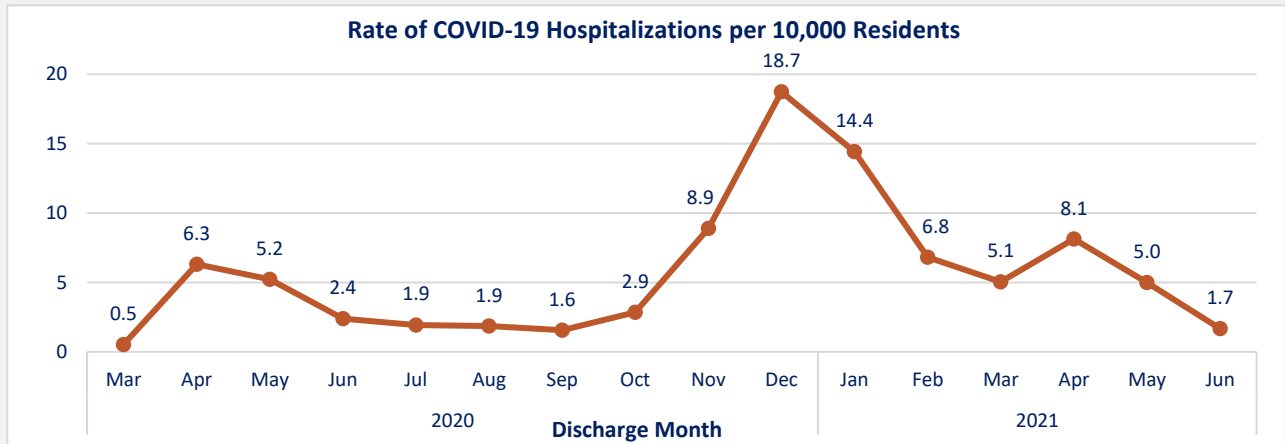
This research brief examines patients who were hospitalized with COVID-19 and discharged from a Pennsylvania acute care hospital from March 2020 through June 2021. Rates of hospitalization and in-hospital mortality are examined by month as well as for the entire time period, with a closer look at differences by age and race/ethnicity. The findings in this report were not adjusted for age or other patient characteristics to avoid masking important sociodemographic differences.

- There were **120,329** hospitalizations with COVID-19 from March 2020 through June 2021 in Pennsylvania hospitals. Pennsylvania residents were hospitalized at a rate of **91.5** hospitalizations per 10,000 residents during this time period.
- The average length of stay was **8.1** days.
- **12.3%** of the patients died during their hospitalization.
- **10.2%** of the patients required mechanical ventilation.
- **14.9%** of the patients were readmitted to a Pennsylvania hospital within 30 days.

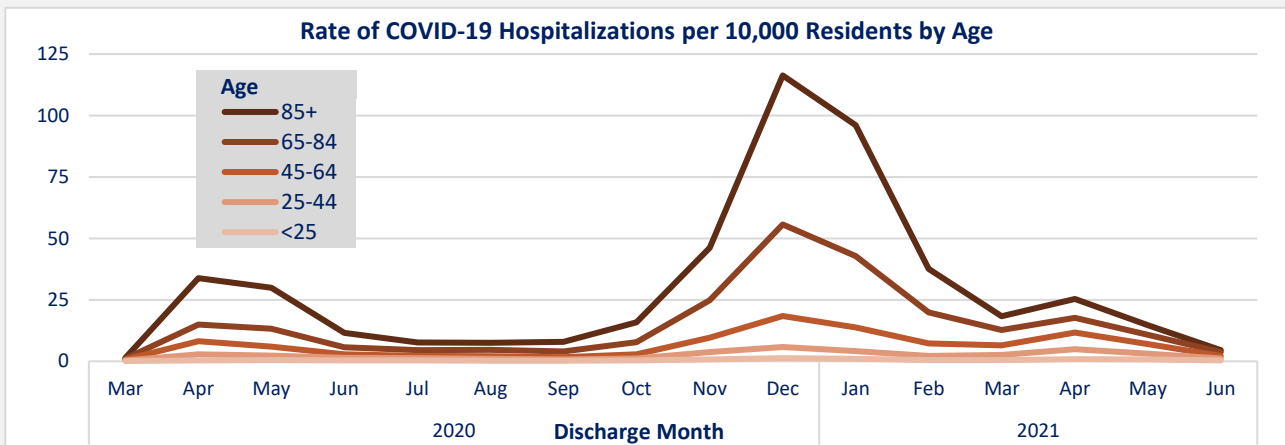
After the initial peak of 8,391 in April 2020, the number of monthly COVID-19 hospitalizations decreased through September 2020, but then increased to a second, much higher peak of 24,506 in December 2020. This was followed by a third peak of 10,641 hospitalizations in April 2021. More than half (53%) of all the COVID-19 hospitalizations during this time frame occurred in the period from November 2020 through February 2021.



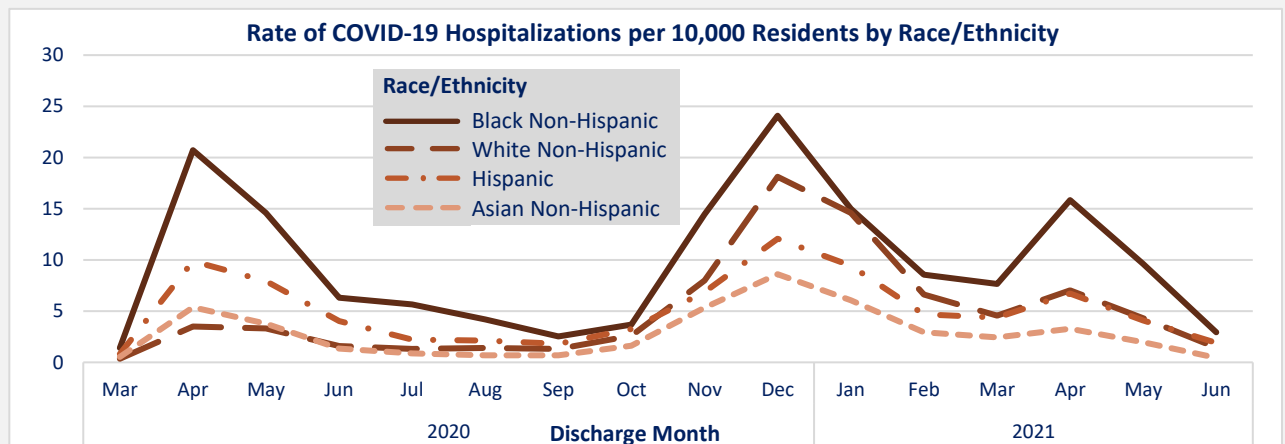
The monthly hospitalization rate per 10,000 Pennsylvania residents followed a pattern similar to the number of hospitalizations, with an initial peak developing in April 2020, followed by a much higher peak in December 2020, and a third peak occurring in April 2021.



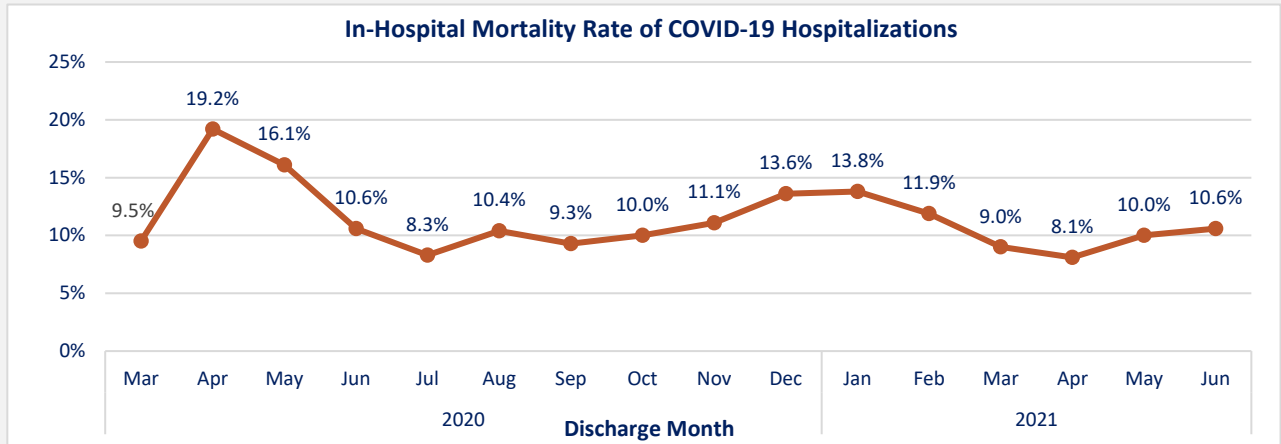
Hospitalization rates varied by age during this time period. In any given month, older residents consistently had higher hospitalization rates.



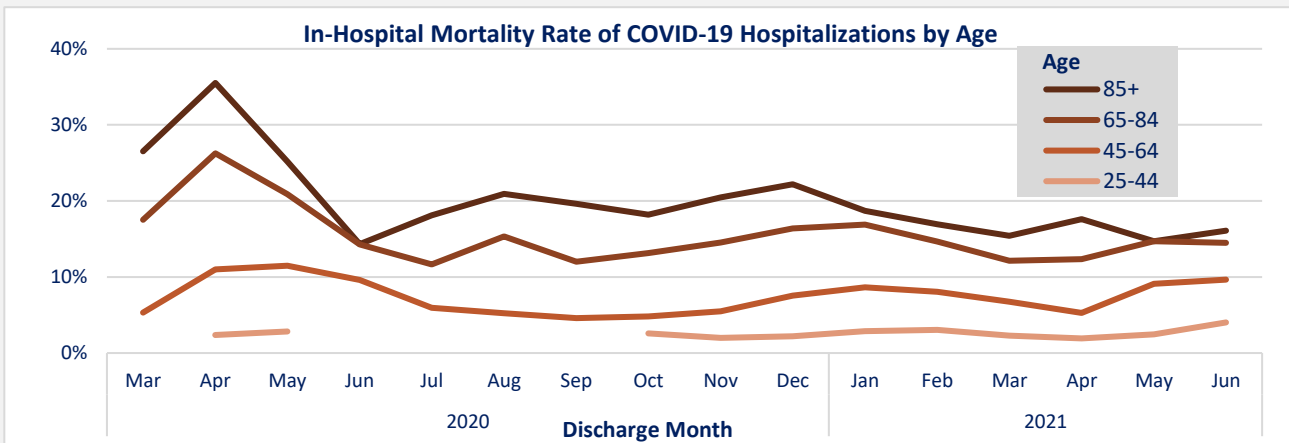
Hospitalization rates were consistently highest for Black Non-Hispanic residents.



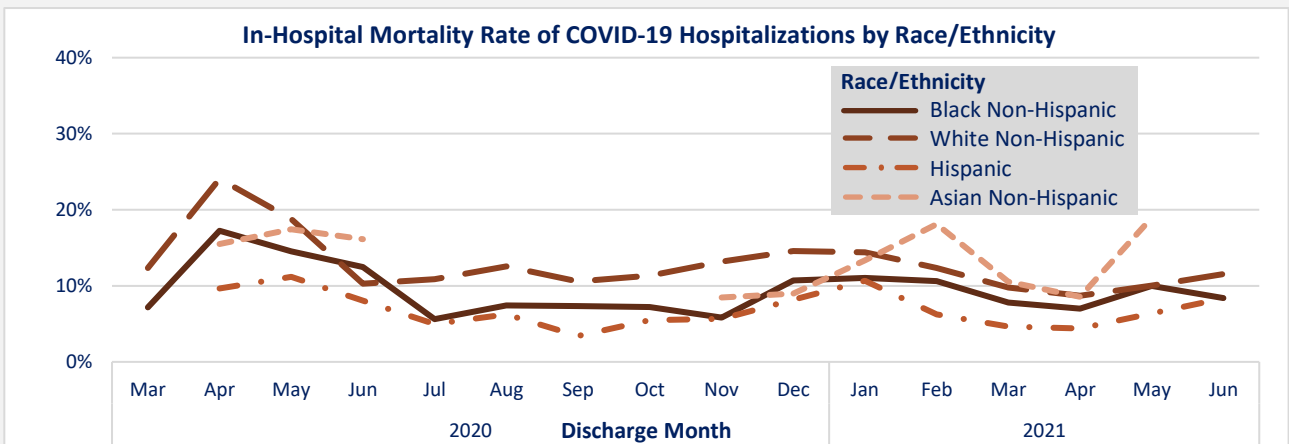
In-hospital mortality rates were highest in April 2020 through May 2020.



In-hospital mortality rates varied by age category; rates were generally highest among the oldest patients—ages 85 and older (exceptions noted in June 2020 and May 2021 when rates were equivalent for the 65-84 and 85+ groups). In this chart, some values for age 25-44 and all values for age less than 25 were suppressed due to low volume.



In-hospital mortality rates varied by race/ethnicity, and these differences changed over time. In this chart, some values for Hispanic and Asian Non-Hispanic were suppressed due to low volume.



About PHC4

Created by the PA General Assembly in 1986, the PA Health Care Cost Containment Council (PHC4) is an independent state agency charged with collecting, analyzing and reporting information that can be used to improve the quality and restrain the cost of health care in the state. Today, PHC4 is a recognized national leader in public health care reporting. PHC4 is governed by a board of directors representing business, labor, consumers, health care providers, insurers, health economists, and state government.

Barry D. Buckingham, Executive Director
225 Market Street, Suite 400, Harrisburg, PA 17101
717-232-6787 · www.phc4.org

