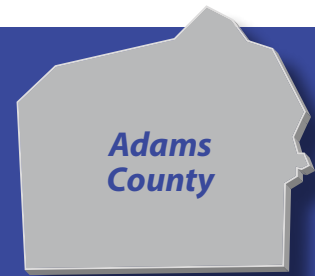


Adams County

Common Outpatient Procedures for Adams County Residents in FY 2013



1 in 9. In FY 2013, 1 in 9 Adams County residents (11,445) underwent an outpatient procedure in a Pennsylvania (PA) facility. Some of these residents had multiple outpatient procedure visits, for a total of 17,254 visits.

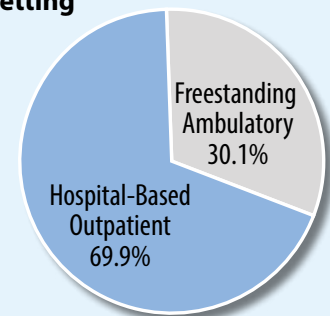
1.9 million. Statewide, 1.9 million PA residents had an outpatient procedure in a PA facility and about 27% of these had several outpatient procedure visits, for a total of 2.9 million visits in FY 2013.

PA Health Care Cost Containment Council



3.1 million. Overall, PHC4 collected 3.1 million outpatient procedure records (for PA and non-PA residents) from 174 hospital-based outpatient departments and 275 freestanding ambulatory surgery centers in FY 2013.

Outpatient Procedure Records by Setting



This report focuses on 10 outpatient procedures commonly performed in PA, with specific data shown for Adams Co.

Common Outpatient Procedures	Total for County Residents	% Freestanding Ambulatory Center	% Hospital Outpatient Department	Procedure Rate per 10,000 Residents	
				County Rate	State Rate
Colonoscopy with/without Biopsy	3,003	57.7%	42.3%	295.9	325.4
Incision and Drainage of Ear Drum	162	16.7%	83.3%	16.0	17.4
Release of Carpal Tunnel and Other Nerves in Arms/Legs	358	61.2%	38.8%	35.3	28.2
Removal of Breast Tumor or Partial Mastectomy	150	24.0%	76.0%	14.8	14.2
Removal of Bunion and Repair of Toe Deformity	135	51.1%	48.9%	13.3	12.1
Removal of Cataract and Insertion of Lens	1,384	96.5%	3.5%	136.4	146.2
Removal of Gallbladder and/or Gallstones	281	0.4%	99.6%	27.7	19.8
Removal of Tonsils and Adenoids	220	14.1%	85.9%	21.7	19.1
Repair of Hernia in Groin	204	22.1%	77.9%	20.1	18.2
Repair of Torn Knee Cartilage	243	49.8%	50.2%	23.9	30.1

Notes: These procedures were defined using the Agency for Healthcare Research and Quality's Clinical Classifications Software. Outpatient procedures that were incorporated into inpatient records (e.g., outpatient diagnostic services for patients admitted to the hospital within 3 days of their outpatient visit) were not included here.

PHC4's outpatient procedure data, available through its special request program, is an important resource for health care facilities and providers, insurers, researchers, and consultants in studying issues such as access to care, cost and reimbursements, community need, and strategic planning.

Where did Adams County residents have these outpatient procedures?

(Top 3 facilities by number of procedures)

	Top 3 Facilities	Number (%)		Top 3 Facilities	Number (%)
• Colonoscopy with/ without Biopsy	Wellspring SC	1,093 (36.4%)	• Removal of Cataract and Insertion of Lens	Wellspring SC	506 (36.6%)
	Hanover	769 (25.6%)		Hanover SC	493 (35.6%)
	Gettysburg	298 (9.9%)		Ophthalmology & Surgical	156 (11.3%)
• Incision and Drainage of Ear Drum	Gettysburg	62 (38.3%)	• Removal of Gallbladder and/or Gallstones	Gettysburg	154 (54.8%)
	Hanover	49 (30.2%)		Hanover	83 (29.5%)
	Hanover SC	10 (6.2%)		York	19 (6.8%)
• Release of Carpal Tunnel and Other Nerves in Arms/Legs	Hanover SC	124 (34.6%)	• Removal of Tonsils and Adenoids	Hanover	101 (45.9%)
	Gettysburg	92 (25.7%)		Gettysburg	59 (26.8%)
	OSS Ambulatory SC	33 (9.2%)		Hanover SC	15 (6.8%)
• Removal of Breast Tumor or Partial Mastectomy	Gettysburg	61 (40.7%)	• Repair of Hernia in Groin	Gettysburg	85 (41.7%)
	Hanover	31 (20.7%)		Hanover	35 (17.2%)
	Apple Hill SC	21 (14.0%)		Hanover SC	21 (10.3%)
• Removal of Bunion and Repair of Toe Deformity	Gettysburg	23 (17.0%)	• Repair of Torn Knee Cartilage	Gettysburg	80 (32.9%)
	Hanover	22 (16.3%)		OSS Ambulatory SC	56 (23.0%)
	Foot and Ankle SC	21 (15.6%)		Hanover SC	28 (11.5%)

NR = Not reported due to volume limitations
 NA = Not applicable
 SC = Surgical/surgery center
 When ties occur, facilities are listed alphabetically.

Common outpatient procedures by payer breakdown

	Medicare	Medicaid	Commercial	Other*
Colonoscopy with/without Biopsy	34.5%	2.5%	56.9%	6.0%
Incision and Drainage of Ear Drum	3.1%	33.3%	59.9%	3.7%
Release of Carpal Tunnel and Other Nerves in Arms/Legs	35.2%	2.8%	57.8%	4.2%
Removal of Breast Tumor or Partial Mastectomy	30.7%	1.3%	62.7%	5.3%
Removal of Bunion and Repair of Toe Deformity	37.8%	5.2%	52.6%	4.4%
Removal of Cataract and Insertion of Lens	68.0%	1.2%	28.4%	2.4%
Removal of Gallbladder and/or Gallstones	16.0%	10.7%	61.9%	11.4%
Removal of Tonsils and Adenoids	0.5%	22.7%	74.1%	2.7%
Repair of Hernia in Groin	28.9%	4.9%	58.3%	7.8%
Repair of Torn Knee Cartilage	19.8%	1.2%	74.5%	4.5%

* Includes other government, self-pay and unknown payer.

Want to know what Medicare pays health care facilities in PA for common outpatient services such as cataract surgery, MRIs or biopsies? Then visit PHC4's website at www.phc4.org and click on the interactive database of Medicare Payment Information for Common Outpatient Services.

About PHC4

Created by the PA General Assembly in 1986, the PA Health Care Cost Containment Council (PHC4) is an independent state agency that collects, analyzes and reports information used to improve the quality and restrain the cost of health care in the state. Each year, more than 840,000 reports are downloaded from the PHC4 website and nearly 100 organizations and individuals access and use PHC4 data through special requests. PHC4 is governed by a 25-member board of directors, representing business, labor, consumers, health care providers, insurers and state government.

Joe Martin, Executive Director
 225 Market Street, Suite 400, Harrisburg, PA 17101
 717-232-6787 • www.phc4.org



Allegheny County

Allegheny
County

Common Outpatient Procedures for Allegheny County Residents in FY 2013

1 in 7. In FY 2013, 1 in 7 Allegheny County residents (178,039) underwent an outpatient procedure in a Pennsylvania (PA) facility. Some of these residents had multiple outpatient procedure visits, for a total of 277,022 visits.

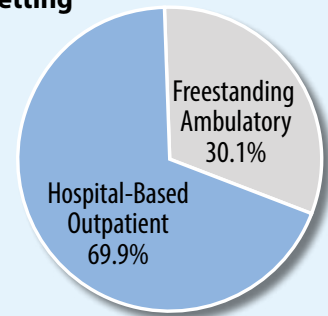
1.9 million. Statewide, 1.9 million PA residents had an outpatient procedure in a PA facility and about 27% of these had several outpatient procedure visits, for a total of 2.9 million visits in FY 2013.

PA Health Care Cost Containment Council



3.1 million. Overall, PHC4 collected 3.1 million outpatient procedure records (for PA and non-PA residents) from 174 hospital-based outpatient departments and 275 freestanding ambulatory surgery centers in FY 2013.

Outpatient Procedure Records by Setting



This report focuses on 10 outpatient procedures commonly performed in PA, with specific data shown for Allegheny Co.

Common Outpatient Procedures	Total for County Residents	% Freestanding Ambulatory Center	% Hospital Outpatient Department	Procedure Rate per 10,000 Residents	
				County Rate	State Rate
Colonoscopy with/without Biopsy	39,068	45.3%	54.7%	317.8	325.4
Incision and Drainage of Ear Drum	2,157	57.8%	42.2%	17.5	17.4
Release of Carpal Tunnel and Other Nerves in Arms/Legs	3,488	47.6%	52.4%	28.4	28.2
Removal of Breast Tumor or Partial Mastectomy	1,754	18.3%	81.7%	14.3	14.2
Removal of Bunion and Repair of Toe Deformity	1,341	39.5%	60.5%	10.9	12.1
Removal of Cataract and Insertion of Lens	17,423	68.0%	32.0%	141.7	146.2
Removal of Gallbladder and/or Gallstones	2,253	0.1%	99.9%	18.3	19.8
Removal of Tonsils and Adenoids	2,453	33.3%	66.7%	20.0	19.1
Repair of Hernia in Groin	2,197	9.3%	90.7%	17.9	18.2
Repair of Torn Knee Cartilage	3,664	31.4%	68.6%	29.8	30.1

Notes: These procedures were defined using the Agency for Healthcare Research and Quality's Clinical Classifications Software. Outpatient procedures that were incorporated into inpatient records (e.g., outpatient diagnostic services for patients admitted to the hospital within 3 days of their outpatient visit) were not included here.

PHC4's outpatient procedure data, available through its special request program, is an important resource for health care facilities and providers, insurers, researchers, and consultants in studying issues such as access to care, cost and reimbursements, community need, and strategic planning.

Where did Allegheny County residents have these outpatient procedures?

(Top 3 facilities by number of procedures)

	Top 3 Facilities	Number (%)		Top 3 Facilities	Number (%)
• Colonoscopy with/ without Biopsy	UPMC Presby Shadyside	4,494 (11.5%)	• Removal of Cataract and Insertion of Lens	Associates SC	2,126 (12.2%)
	UPMC Passavant	3,319 (8.5%)		Mt Lebanon SC	1,862 (10.7%)
	St Clair Memorial	3,137 (8.0%)		UPMC Presby Shadyside	1,315 (7.5%)
• Incision and Drainage of Ear Drum	CHP North SC	1,120 (51.9%)	• Removal of Gallbladder and/or Gallstones	Jefferson Regional	354 (15.7%)
	Children's Hosp Pgh/UPMC	462 (21.4%)		St Clair Memorial	295 (13.1%)
	UPMC Mercy	88 (4.1%)		UPMC Passavant	258 (11.5%)
• Release of Carpal Tunnel and Other Nerves in Arms/Legs	UPMC St. Margaret OP Ctr	659 (18.9%)	• Removal of Tonsils and Adenoids	Children's Hosp Pgh/UPMC	675 (27.5%)
	UPMC Presby Shadyside	431 (12.4%)		CHP North SC	655 (26.7%)
	Western PA SC	267 (7.7%)		UPMC Mercy	228 (9.3%)
• Removal of Breast Tumor or Partial Mastectomy	Magee Womens/UPMC	504 (28.7%)	• Repair of Hernia in Groin	UPMC Presby Shadyside	255 (11.6%)
	UPMC Monroeville SC	201 (11.5%)		UPMC Passavant	237 (10.8%)
	St Clair Memorial	165 (9.4%)		St Clair Memorial	236 (10.7%)
• Removal of Bunion and Repair of Toe Deformity	UPMC St. Margaret OP Ctr	185 (13.8%)	• Repair of Torn Knee Cartilage	Allegheny General	461 (12.6%)
	UPMC Mercy	151 (11.3%)		UPMC Mercy South Side SC	350 (9.6%)
	Waterfront SC	121 (9.0%)		UPMC Passavant	349 (9.5%)

NR = Not reported due to volume limitations
 NA = Not applicable
 SC = Surgical/surgery center
 When ties occur, facilities are listed alphabetically.

Common outpatient procedures by payer breakdown

	Medicare	Medicaid	Commercial	Other*
Colonoscopy with/without Biopsy	30.5%	4.7%	50.4%	14.4%
Incision and Drainage of Ear Drum	1.9%	26.3%	49.3%	22.5%
Release of Carpal Tunnel and Other Nerves in Arms/Legs	28.8%	7.1%	48.2%	15.9%
Removal of Breast Tumor or Partial Mastectomy	30.7%	5.3%	45.0%	19.0%
Removal of Bunion and Repair of Toe Deformity	22.3%	7.1%	52.6%	18.0%
Removal of Cataract and Insertion of Lens	67.8%	2.9%	23.6%	5.7%
Removal of Gallbladder and/or Gallstones	18.1%	10.3%	54.9%	16.7%
Removal of Tonsils and Adenoids	0.3%	25.3%	55.0%	19.4%
Repair of Hernia in Groin	28.0%	8.2%	47.4%	16.3%
Repair of Torn Knee Cartilage	13.0%	6.6%	63.5%	16.9%

Want to know what Medicare pays health care facilities in PA for common outpatient services such as cataract surgery, MRIs or biopsies? Then visit PHC4's website at www.phc4.org and click on the interactive database of Medicare Payment Information for Common Outpatient Services.

* Includes other government, self-pay and unknown payer.

About PHC4

Created by the PA General Assembly in 1986, the PA Health Care Cost Containment Council (PHC4) is an independent state agency that collects, analyzes and reports information used to improve the quality and restrain the cost of health care in the state. Each year, more than 840,000 reports are downloaded from the PHC4 website and nearly 100 organizations and individuals access and use PHC4 data through special requests. PHC4 is governed by a 25-member board of directors, representing business, labor, consumers, health care providers, insurers and state government.

Joe Martin, Executive Director
 225 Market Street, Suite 400, Harrisburg, PA 17101
 717-232-6787 • www.phc4.org



Armstrong County

Common Outpatient Procedures for Armstrong County Residents in FY 2013



1 in 8. In FY 2013, 1 in 8 Armstrong County residents (8,653) underwent an outpatient procedure in a Pennsylvania (PA) facility. Some of these residents had multiple outpatient procedure visits, for a total of 15,347 visits.

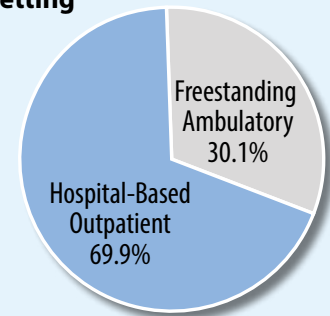
1.9 million. Statewide, 1.9 million PA residents had an outpatient procedure in a PA facility and about 27% of these had several outpatient procedure visits, for a total of 2.9 million visits in FY 2013.

PA Health Care Cost Containment Council



3.1 million. Overall, PHC4 collected 3.1 million outpatient procedure records (for PA and non-PA residents) from 174 hospital-based outpatient departments and 275 freestanding ambulatory surgery centers in FY 2013.

Outpatient Procedure Records by Setting



This report focuses on 10 outpatient procedures commonly performed in PA, with specific data shown for Armstrong Co.

Common Outpatient Procedures	Total for County Residents	% Freestanding Ambulatory Center	% Hospital Outpatient Department	Procedure Rate per 10,000 Residents	
				County Rate	State Rate
Colonoscopy with/without Biopsy	1,005	31.7%	68.3%	146.9	325.4
Incision and Drainage of Ear Drum	137	56.2%	43.8%	20.0	17.4
Release of Carpal Tunnel and Other Nerves in Arms/Legs	325	44.6%	55.4%	47.5	28.2
Removal of Breast Tumor or Partial Mastectomy	68	11.8%	88.2%	9.9	14.2
Removal of Bunion and Repair of Toe Deformity	74	47.3%	52.7%	10.8	12.1
Removal of Cataract and Insertion of Lens	965	38.4%	61.6%	141.1	146.2
Removal of Gallbladder and/or Gallstones	131	1.5%	98.5%	19.1	19.8
Removal of Tonsils and Adenoids	156	34.6%	65.4%	22.8	19.1
Repair of Hernia in Groin	121	7.4%	92.6%	17.7	18.2
Repair of Torn Knee Cartilage	217	17.5%	82.5%	31.7	30.1

Notes: These procedures were defined using the Agency for Healthcare Research and Quality's Clinical Classifications Software. Outpatient procedures that were incorporated into inpatient records (e.g., outpatient diagnostic services for patients admitted to the hospital within 3 days of their outpatient visit) were not included here.

PHC4's outpatient procedure data, available through its special request program, is an important resource for health care facilities and providers, insurers, researchers, and consultants in studying issues such as access to care, cost and reimbursements, community need, and strategic planning.

Where did Armstrong County residents have these outpatient procedures?

(Top 3 facilities by number of procedures)

	Top 3 Facilities	Number (%)		Top 3 Facilities	Number (%)
• Colonoscopy with/ without Biopsy	Allegheny Valley	377 (37.5%)	• Removal of Cataract and Insertion of Lens	ACMH	300 (31.1%)
	UPMC St. Margaret OP Ctr	131 (13.0%)		Allegheny Valley	235 (24.4%)
	SC at Benbrook	85 (8.5%)		Laurel Laser/Brookville	158 (16.4%)
• Incision and Drainage of Ear Drum	CHP North SC	67 (48.9%)	• Removal of Gallbladder and/or Gallstones	Allegheny Valley	32 (24.4%)
	Children's Hosp Pgh/UPMC	30 (21.9%)		Butler Memorial	27 (20.6%)
	ACMH	18 (13.1%)		UPMC St Margaret	23 (17.6%)
• Release of Carpal Tunnel and Other Nerves in Arms/Legs	UPMC St. Margaret OP Ctr	90 (27.7%)	• Removal of Tonsils and Adenoids	Children's Hosp Pgh/UPMC	45 (28.8%)
	ACMH	86 (26.5%)		CHP North SC	45 (28.8%)
	Allegheny Valley	37 (11.4%)		ACMH	28 (17.9%)
• Removal of Breast Tumor or Partial Mastectomy	Allegheny Valley	12 (17.6%)	• Repair of Hernia in Groin	ACMH	59 (48.8%)
	Magee Womens/UPMC	12 (17.6%)		Allegheny Valley	20 (16.5%)
	ACMH	11 (16.2%)		Indiana Regional	8 (6.6%)
• Removal of Bunion and Repair of Toe Deformity	ACMH	22 (29.7%)	• Repair of Torn Knee Cartilage	ACMH	89 (41.0%)
	SC at Benbrook	20 (27.0%)		Allegheny Valley	41 (18.9%)
	Allegheny Valley	8 (10.8%)		UPMC St Margaret	21 (9.7%)

NR = Not reported due to volume limitations
 NA = Not applicable
 SC = Surgical/surgery center
 When ties occur, facilities are listed alphabetically.

Common outpatient procedures by payer breakdown

	Medicare	Medicaid	Commercial	Other*
Colonoscopy with/without Biopsy	33.4%	5.2%	51.8%	9.6%
Incision and Drainage of Ear Drum	5.1%	32.1%	58.4%	4.4%
Release of Carpal Tunnel and Other Nerves in Arms/Legs	27.7%	10.5%	55.4%	6.5%
Removal of Breast Tumor or Partial Mastectomy	41.2%	1.5%	44.1%	13.2%
Removal of Bunion and Repair of Toe Deformity	27.0%	9.5%	59.5%	4.1%
Removal of Cataract and Insertion of Lens	74.7%	2.6%	19.5%	3.2%
Removal of Gallbladder and/or Gallstones	19.1%	11.5%	58.8%	10.7%
Removal of Tonsils and Adenoids	0.0%	28.8%	63.5%	7.7%
Repair of Hernia in Groin	36.4%	8.3%	48.8%	6.6%
Repair of Torn Knee Cartilage	12.0%	8.3%	73.7%	6.0%

Want to know what Medicare pays health care facilities in PA for common outpatient services such as cataract surgery, MRIs or biopsies? Then visit PHC4's website at www.phc4.org and click on the interactive database of Medicare Payment Information for Common Outpatient Services.

* Includes other government, self-pay and unknown payer.

About PHC4

Created by the PA General Assembly in 1986, the PA Health Care Cost Containment Council (PHC4) is an independent state agency that collects, analyzes and reports information used to improve the quality and restrain the cost of health care in the state. Each year, more than 840,000 reports are downloaded from the PHC4 website and nearly 100 organizations and individuals access and use PHC4 data through special requests. PHC4 is governed by a 25-member board of directors, representing business, labor, consumers, health care providers, insurers and state government.

Joe Martin, Executive Director
 225 Market Street, Suite 400, Harrisburg, PA 17101
 717-232-6787 • www.phc4.org



Beaver County

Beaver
County

Common Outpatient Procedures for Beaver County Residents in FY 2013

1 in 9. In FY 2013, 1 in 9 Beaver County residents (19,814) underwent an outpatient procedure in a Pennsylvania (PA) facility. Some of these residents had multiple outpatient procedure visits, for a total of 27,178 visits.

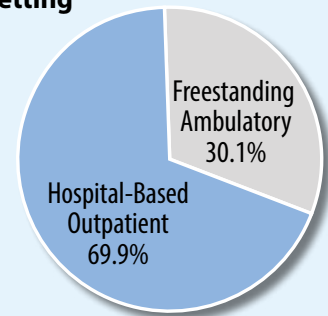
1.9 million. Statewide, 1.9 million PA residents had an outpatient procedure in a PA facility and about 27% of these had several outpatient procedure visits, for a total of 2.9 million visits in FY 2013.

PA Health Care Cost Containment Council



3.1 million. Overall, PHC4 collected 3.1 million outpatient procedure records (for PA and non-PA residents) from 174 hospital-based outpatient departments and 275 freestanding ambulatory surgery centers in FY 2013.

Outpatient Procedure Records by Setting



This report focuses on 10 outpatient procedures commonly performed in PA, with specific data shown for Beaver Co.

Common Outpatient Procedures	Total for County Residents	% Freestanding Ambulatory Center	% Hospital Outpatient Department	Procedure Rate per 10,000 Residents	
				County Rate	State Rate
Colonoscopy with/without Biopsy	5,000	85.1%	14.9%	293.7	325.4
Incision and Drainage of Ear Drum	338	47.0%	53.0%	19.9	17.4
Release of Carpal Tunnel and Other Nerves in Arms/Legs	662	56.0%	44.0%	38.9	28.2
Removal of Breast Tumor or Partial Mastectomy	234	7.3%	92.7%	13.7	14.2
Removal of Bunion and Repair of Toe Deformity	161	29.2%	70.8%	9.5	12.1
Removal of Cataract and Insertion of Lens	2,883	45.2%	54.8%	169.3	146.2
Removal of Gallbladder and/or Gallstones	554	0.0%	100.0%	32.5	19.8
Removal of Tonsils and Adenoids	369	31.2%	68.8%	21.7	19.1
Repair of Hernia in Groin	325	6.2%	93.8%	19.1	18.2
Repair of Torn Knee Cartilage	588	51.0%	49.0%	34.5	30.1

Notes: These procedures were defined using the Agency for Healthcare Research and Quality's Clinical Classifications Software. Outpatient procedures that were incorporated into inpatient records (e.g., outpatient diagnostic services for patients admitted to the hospital within 3 days of their outpatient visit) were not included here.

PHC4's outpatient procedure data, available through its special request program, is an important resource for health care facilities and providers, insurers, researchers, and consultants in studying issues such as access to care, cost and reimbursements, community need, and strategic planning.

Where did Beaver County residents have these outpatient procedures?

(Top 3 facilities by number of procedures)

	Top 3 Facilities	Number (%)		Top 3 Facilities	Number (%)
• Colonoscopy with/without Biopsy	Four Seasons Endoscopy	2,524 (50.5%)	• Removal of Cataract and Insertion of Lens	Heritage Valley Beaver	1,317 (45.7%)
	Three Rivers Endoscopy	1,448 (29.0%)		Heritage Valley SC	952 (33.0%)
	UPMC Passavant	308 (6.2%)		SC Cranberry	196 (6.8%)
• Incision and Drainage of Ear Drum	CHP North SC	144 (42.6%)	• Removal of Gallbladder and/or Gallstones	Heritage Valley Beaver	354 (63.9%)
	Heritage Valley Beaver	80 (23.7%)		Heritage Valley Sewickley	108 (19.5%)
	Children's Hosp Pgh/UPMC	51 (15.1%)		UPMC Passavant	40 (7.2%)
• Release of Carpal Tunnel and Other Nerves in Arms/Legs	Heritage Valley Beaver	199 (30.1%)	• Removal of Tonsils and Adenoids	Heritage Valley Beaver	109 (29.5%)
	SC Edgeworth Commons	199 (30.1%)		CHP North SC	106 (28.7%)
	UPMC St. Margaret OP Ctr	88 (13.3%)		Children's Hosp Pgh/UPMC	66 (17.9%)
• Removal of Breast Tumor or Partial Mastectomy	Heritage Valley Beaver	116 (49.6%)	• Repair of Hernia in Groin	Heritage Valley Beaver	183 (56.3%)
	Magee Womens/UPMC	31 (13.2%)		Heritage Valley Sewickley	42 (12.9%)
	Heritage Valley Sewickley	27 (11.5%)		UPMC Passavant	35 (10.8%)
• Removal of Bunion and Repair of Toe Deformity	Heritage Valley Beaver	65 (40.4%)	• Repair of Torn Knee Cartilage	SC Edgeworth Commons	268 (45.6%)
	Heritage Valley SC	28 (17.4%)		Heritage Valley Beaver	158 (26.9%)
	Ellwood City	24 (14.9%)		UPMC Passavant	56 (9.5%)

NR = Not reported due to volume limitations
 NA = Not applicable
 SC = Surgical/surgery center
 When ties occur, facilities are listed alphabetically.

Common outpatient procedures by payer breakdown

	Medicare	Medicaid	Commercial	Other*
Colonoscopy with/without Biopsy	21.6%	2.2%	69.5%	6.7%
Incision and Drainage of Ear Drum	1.5%	33.1%	51.5%	13.9%
Release of Carpal Tunnel and Other Nerves in Arms/Legs	31.7%	8.9%	52.4%	6.9%
Removal of Breast Tumor or Partial Mastectomy	37.2%	5.1%	51.7%	6.0%
Removal of Bunion and Repair of Toe Deformity	29.2%	8.1%	55.3%	7.5%
Removal of Cataract and Insertion of Lens	74.0%	2.2%	22.0%	1.8%
Removal of Gallbladder and/or Gallstones	20.0%	10.3%	62.6%	7.0%
Removal of Tonsils and Adenoids	0.8%	30.6%	55.3%	13.3%
Repair of Hernia in Groin	28.0%	8.0%	56.0%	8.0%
Repair of Torn Knee Cartilage	17.0%	4.3%	66.7%	12.1%

Want to know what Medicare pays health care facilities in PA for common outpatient services such as cataract surgery, MRIs or biopsies? Then visit PHC4's website at www.phc4.org and click on the interactive database of Medicare Payment Information for Common Outpatient Services.

* Includes other government, self-pay and unknown payer.

About PHC4

Created by the PA General Assembly in 1986, the PA Health Care Cost Containment Council (PHC4) is an independent state agency that collects, analyzes and reports information used to improve the quality and restrain the cost of health care in the state. Each year, more than 840,000 reports are downloaded from the PHC4 website and nearly 100 organizations and individuals access and use PHC4 data through special requests. PHC4 is governed by a 25-member board of directors, representing business, labor, consumers, health care providers, insurers and state government.

Joe Martin, Executive Director
 225 Market Street, Suite 400, Harrisburg, PA 17101
 717-232-6787 • www.phc4.org



Bedford County

Common Outpatient Procedures for Bedford County Residents in FY 2013

Bedford
County

1 in 6. In FY 2013, 1 in 6 Bedford County residents (7,616) underwent an outpatient procedure in a Pennsylvania (PA) facility. Some of these residents had multiple outpatient procedure visits, for a total of 10,840 visits.

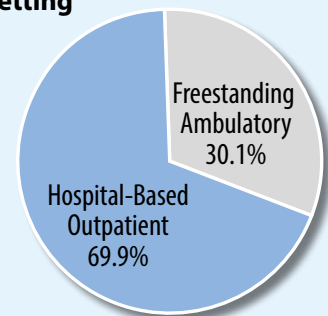
1.9 million. Statewide, 1.9 million PA residents had an outpatient procedure in a PA facility and about 27% of these had several outpatient procedure visits, for a total of 2.9 million visits in FY 2013.

PA Health Care Cost Containment Council



3.1 million. Overall, PHC4 collected 3.1 million outpatient procedure records (for PA and non-PA residents) from 174 hospital-based outpatient departments and 275 freestanding ambulatory surgery centers in FY 2013.

Outpatient Procedure Records by Setting



This report focuses on 10 outpatient procedures commonly performed in PA, with specific data shown for Bedford Co.

Common Outpatient Procedures	Total for County Residents	% Freestanding Ambulatory Center	% Hospital Outpatient Department	Procedure Rate per 10,000 Residents	
				County Rate	State Rate
Colonoscopy with/without Biopsy	1,587	23.9%	76.1%	321.8	325.4
Incision and Drainage of Ear Drum	106	26.4%	73.6%	21.5	17.4
Release of Carpal Tunnel and Other Nerves in Arms/Legs	174	54.6%	45.4%	35.3	28.2
Removal of Breast Tumor or Partial Mastectomy	59	1.7%	98.3%	12.0	14.2
Removal of Bunion and Repair of Toe Deformity	58	24.1%	75.9%	11.8	12.1
Removal of Cataract and Insertion of Lens	729	41.2%	58.8%	147.8	146.2
Removal of Gallbladder and/or Gallstones	225	0.0%	100.0%	45.6	19.8
Removal of Tonsils and Adenoids	164	12.8%	87.2%	33.2	19.1
Repair of Hernia in Groin	99	7.1%	92.9%	20.1	18.2
Repair of Torn Knee Cartilage	129	48.8%	51.2%	26.2	30.1

Notes: These procedures were defined using the Agency for Healthcare Research and Quality's Clinical Classifications Software. Outpatient procedures that were incorporated into inpatient records (e.g., outpatient diagnostic services for patients admitted to the hospital within 3 days of their outpatient visit) were not included here.

PHC4's outpatient procedure data, available through its special request program, is an important resource for health care facilities and providers, insurers, researchers, and consultants in studying issues such as access to care, cost and reimbursements, community need, and strategic planning.

Where did Bedford County residents have these outpatient procedures?

(Top 3 facilities by number of procedures)

	Top 3 Facilities	Number (%)		Top 3 Facilities	Number (%)
• Colonoscopy with/ without Biopsy	UPMC Bedford	698 (44.0%)	• Removal of Cataract and Insertion of Lens	UPMC Bedford	290 (39.8%)
	Allegheny Reg Endoscopy	363 (22.9%)		Laurel Laser/Altoona	252 (34.6%)
	Nason	244 (15.4%)		Nason	127 (17.4%)
• Incision and Drainage of Ear Drum	UPMC Bedford	57 (53.8%)	• Removal of Gallbladder and/or Gallstones	UPMC Bedford	94 (41.8%)
	Altoona Regional SC	16 (15.1%)		Nason	72 (32.0%)
	Altoona Regional	8 (7.5%)		Altoona Regional	29 (12.9%)
• Release of Carpal Tunnel and Other Nerves in Arms/Legs	Altoona Regional SC	56 (32.2%)	• Removal of Tonsils and Adenoids	UPMC Bedford	100 (61.0%)
	Nason	33 (19.0%)		Altoona Regional	25 (15.2%)
	Advanced Center Surgery	29 (16.7%)		* See footnote	9 (5.5%)
• Removal of Breast Tumor or Partial Mastectomy	Windber	23 (39.0%)	• Repair of Hernia in Groin	UPMC Bedford	43 (43.4%)
	UPMC Bedford	16 (27.1%)		Nason	27 (27.3%)
	Nason	11 (18.6%)		Altoona Regional	7 (7.1%)
• Removal of Bunion and Repair of Toe Deformity	UPMC Bedford	28 (48.3%)	• Repair of Torn Knee Cartilage	Altoona Regional SC	40 (31.0%)
	Nason	12 (20.7%)		UPMC Bedford	23 (17.8%)
	Altoona Regional SC	8 (13.8%)		Nason	20 (15.5%)

NR = Not reported due to volume limitations

NA = Not applicable

SC = Surgical/surgery center

When ties occur, facilities are listed alphabetically.

* Conemaugh Valley Memorial and Lee ASC were tied at 9.

Common outpatient procedures by payer breakdown

	Medicare	Medicaid	Commercial	Other*
Colonoscopy with/without Biopsy	41.0%	8.4%	40.9%	9.8%
Incision and Drainage of Ear Drum	5.7%	47.2%	40.6%	6.6%
Release of Carpal Tunnel and Other Nerves in Arms/Legs	28.7%	8.6%	59.8%	2.9%
Removal of Breast Tumor or Partial Mastectomy	37.3%	11.9%	44.1%	6.8%
Removal of Bunion and Repair of Toe Deformity	36.2%	3.4%	44.8%	15.5%
Removal of Cataract and Insertion of Lens	78.5%	0.7%	18.2%	2.6%
Removal of Gallbladder and/or Gallstones	22.7%	15.6%	50.2%	11.6%
Removal of Tonsils and Adenoids	1.2%	37.2%	50.6%	11.0%
Repair of Hernia in Groin	41.4%	9.1%	44.4%	5.1%
Repair of Torn Knee Cartilage	22.5%	8.5%	62.8%	6.2%

* Includes other government, self-pay and unknown payer.

Want to know what Medicare pays health care facilities in PA for common outpatient services such as cataract surgery, MRIs or biopsies? Then visit PHC4's website at www.phc4.org and click on the interactive database of Medicare Payment Information for Common Outpatient Services.

About PHC4

Created by the PA General Assembly in 1986, the PA Health Care Cost Containment Council (PHC4) is an independent state agency that collects, analyzes and reports information used to improve the quality and restrain the cost of health care in the state. Each year, more than 840,000 reports are downloaded from the PHC4 website and nearly 100 organizations and individuals access and use PHC4 data through special requests. PHC4 is governed by a 25-member board of directors, representing business, labor, consumers, health care providers, insurers and state government.

Joe Martin, Executive Director
225 Market Street, Suite 400, Harrisburg, PA 17101
717-232-6787 • www.phc4.org



Berks County

Common Outpatient Procedures for Berks County Residents in FY 2013



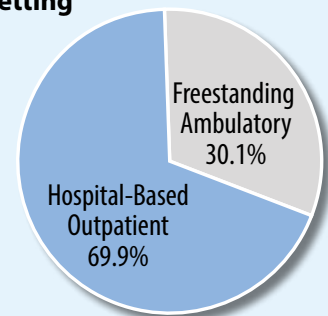
1 in 6. In FY 2013, 1 in 6 Berks County residents (65,324) underwent an outpatient procedure in a Pennsylvania (PA) facility. Some of these residents had multiple outpatient procedure visits, for a total of 102,388 visits.

1.9 million. Statewide, 1.9 million PA residents had an outpatient procedure in a PA facility and about 27% of these had several outpatient procedure visits, for a total of 2.9 million visits in FY 2013.



3.1 million. Overall, PHC4 collected 3.1 million outpatient procedure records (for PA and non-PA residents) from 174 hospital-based outpatient departments and 275 freestanding ambulatory surgery centers in FY 2013.

Outpatient Procedure Records by Setting



This report focuses on 10 outpatient procedures commonly performed in PA, with specific data shown for Berks Co.

Common Outpatient Procedures	Total for County Residents	% Freestanding Ambulatory Center	% Hospital Outpatient Department	Procedure Rate per 10,000 Residents	
				County Rate	State Rate
Colonoscopy with/without Biopsy	14,369	85.9%	14.1%	347.5	325.4
Incision and Drainage of Ear Drum	822	56.9%	43.1%	19.9	17.4
Release of Carpal Tunnel and Other Nerves in Arms/Legs	1,269	74.5%	25.5%	30.7	28.2
Removal of Breast Tumor or Partial Mastectomy	693	25.0%	75.0%	16.8	14.2
Removal of Bunion and Repair of Toe Deformity	826	80.5%	19.5%	20.0	12.1
Removal of Cataract and Insertion of Lens	7,406	94.6%	5.4%	179.1	146.2
Removal of Gallbladder and/or Gallstones	648	1.4%	98.6%	15.7	19.8
Removal of Tonsils and Adenoids	1,027	43.8%	56.2%	24.8	19.1
Repair of Hernia in Groin	788	21.6%	78.4%	19.1	18.2
Repair of Torn Knee Cartilage	1,124	40.8%	59.2%	27.2	30.1

Notes: These procedures were defined using the Agency for Healthcare Research and Quality's Clinical Classifications Software. Outpatient procedures that were incorporated into inpatient records (e.g., outpatient diagnostic services for patients admitted to the hospital within 3 days of their outpatient visit) were not included here.

PHC4's outpatient procedure data, available through its special request program, is an important resource for health care facilities and providers, insurers, researchers, and consultants in studying issues such as access to care, cost and reimbursements, community need, and strategic planning.

Where did Berks County residents have these outpatient procedures?

(Top 3 facilities by number of procedures)

	Top 3 Facilities	Number (%)		Top 3 Facilities	Number (%)
• Colonoscopy with/without Biopsy	Berks Digestive Health	7,408 (51.6%)	• Removal of Cataract and Insertion of Lens	Berkshire Eye SC	2,665 (36.0%)
	Reading Endoscopy Center	1,933 (13.5%)		PA Eye & Ear SC	1,819 (24.6%)
	Reading SC/Spring Ridge	1,040 (7.2%)		State Hill SC	945 (12.8%)
• Incision and Drainage of Ear Drum	PA Eye & Ear SC	283 (34.4%)	• Removal of Gallbladder and/or Gallstones	Reading	278 (42.9%)
	Surg Institute of Reading	227 (27.6%)		St Joseph/Reading	127 (19.6%)
	Reading SC/Spring Ridge	124 (15.1%)		Surg Institute of Reading	72 (11.1%)
• Release of Carpal Tunnel and Other Nerves in Arms/Legs	Reading ASC	424 (33.4%)	• Removal of Tonsils and Adenoids	Surg Institute of Reading	416 (40.5%)
	Reading SC/Spring Ridge	346 (27.3%)		PA Eye & Ear SC	263 (25.6%)
	SC of Allentown	63 (5.0%)		Reading SC/Spring Ridge	136 (13.2%)
• Removal of Breast Tumor or Partial Mastectomy	Reading	246 (35.5%)	• Repair of Hernia in Groin	Surg Institute of Reading	185 (23.5%)
	Reading SC/Spring Ridge	163 (23.5%)		Reading	169 (21.4%)
	St Joseph/Reading	94 (13.6%)		St Joseph/Reading	114 (14.5%)
• Removal of Bunion and Repair of Toe Deformity	Reading SC/Spring Ridge	332 (40.2%)	• Repair of Torn Knee Cartilage	Reading ASC	212 (18.9%)
	Reading ASC	204 (24.7%)		Surg Institute of Reading	208 (18.5%)
	Premier Podiatric SC	81 (9.8%)		Reading	158 (14.1%)

NR = Not reported due to volume limitations
 NA = Not applicable
 SC = Surgical/surgery center
 When ties occur, facilities are listed alphabetically.

Common outpatient procedures by payer breakdown

	Medicare	Medicaid	Commercial	Other*
Colonoscopy with/without Biopsy	31.1%	4.5%	62.1%	2.4%
Incision and Drainage of Ear Drum	8.2%	14.7%	74.6%	2.6%
Release of Carpal Tunnel and Other Nerves in Arms/Legs	32.4%	4.7%	61.6%	1.3%
Removal of Breast Tumor or Partial Mastectomy	31.0%	4.9%	62.5%	1.6%
Removal of Bunion and Repair of Toe Deformity	29.3%	4.1%	65.5%	1.1%
Removal of Cataract and Insertion of Lens	65.6%	2.3%	29.9%	2.2%
Removal of Gallbladder and/or Gallstones	19.9%	17.4%	59.9%	2.8%
Removal of Tonsils and Adenoids	1.2%	14.4%	81.7%	2.7%
Repair of Hernia in Groin	28.2%	10.0%	58.8%	3.0%
Repair of Torn Knee Cartilage	14.6%	4.5%	78.4%	2.5%

Want to know what Medicare pays health care facilities in PA for common outpatient services such as cataract surgery, MRIs or biopsies? Then visit PHC4's website at www.phc4.org and click on the interactive database of Medicare Payment Information for Common Outpatient Services.

* Includes other government, self-pay and unknown payer.

About PHC4

Created by the PA General Assembly in 1986, the PA Health Care Cost Containment Council (PHC4) is an independent state agency that collects, analyzes and reports information used to improve the quality and restrain the cost of health care in the state. Each year, more than 840,000 reports are downloaded from the PHC4 website and nearly 100 organizations and individuals access and use PHC4 data through special requests. PHC4 is governed by a 25-member board of directors, representing business, labor, consumers, health care providers, insurers and state government.

Joe Martin, Executive Director
 225 Market Street, Suite 400, Harrisburg, PA 17101
 717-232-6787 • www.phc4.org



Blair County

Common Outpatient Procedures for Blair County Residents in FY 2013



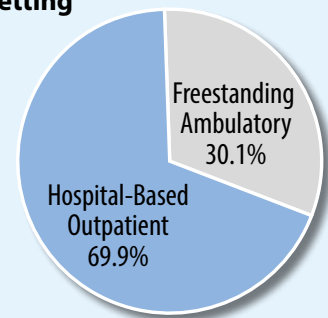
1 in 7. In FY 2013, 1 in 7 Blair County residents (19,146) underwent an outpatient procedure in a Pennsylvania (PA) facility. Some of these residents had multiple outpatient procedure visits, for a total of 27,204 visits.

1.9 million. Statewide, 1.9 million PA residents had an outpatient procedure in a PA facility and about 27% of these had several outpatient procedure visits, for a total of 2.9 million visits in FY 2013.



3.1 million. Overall, PHC4 collected 3.1 million outpatient procedure records (for PA and non-PA residents) from 174 hospital-based outpatient departments and 275 freestanding ambulatory surgery centers in FY 2013.

Outpatient Procedure Records by Setting



This report focuses on 10 outpatient procedures commonly performed in PA, with specific data shown for Blair Co.

Common Outpatient Procedures	Total for County Residents	% Freestanding Ambulatory Center	% Hospital Outpatient Department	Procedure Rate per 10,000 Residents	
				County Rate	State Rate
Colonoscopy with/without Biopsy	4,250	57.4%	42.6%	334.3	325.4
Incision and Drainage of Ear Drum	292	47.3%	52.7%	23.0	17.4
Release of Carpal Tunnel and Other Nerves in Arms/Legs	404	73.3%	26.7%	31.8	28.2
Removal of Breast Tumor or Partial Mastectomy	182	5.5%	94.5%	14.3	14.2
Removal of Bunion and Repair of Toe Deformity	160	60.0%	40.0%	12.6	12.1
Removal of Cataract and Insertion of Lens	2,218	86.4%	13.6%	174.5	146.2
Removal of Gallbladder and/or Gallstones	561	0.0%	100.0%	44.1	19.8
Removal of Tonsils and Adenoids	499	26.1%	73.9%	39.3	19.1
Repair of Hernia in Groin	286	3.8%	96.2%	22.5	18.2
Repair of Torn Knee Cartilage	439	81.8%	18.2%	34.5	30.1

Notes: These procedures were defined using the Agency for Healthcare Research and Quality's Clinical Classifications Software. Outpatient procedures that were incorporated into inpatient records (e.g., outpatient diagnostic services for patients admitted to the hospital within 3 days of their outpatient visit) were not included here.

PHC4's outpatient procedure data, available through its special request program, is an important resource for health care facilities and providers, insurers, researchers, and consultants in studying issues such as access to care, cost and reimbursements, community need, and strategic planning.

Where did Blair County residents have these outpatient procedures?

(Top 3 facilities by number of procedures)

	Top 3 Facilities	Number (%)		Top 3 Facilities	Number (%)
• Colonoscopy with/ without Biopsy	Allegheny Reg Endoscopy	2,364 (55.6%)	• Removal of Cataract and Insertion of Lens	Laurel Laser/Altoona	1,230 (55.5%)
	Nason	797 (18.8%)		Altoona Regional SC	605 (27.3%)
	Altoona Regional	743 (17.5%)		Nason	152 (6.9%)
• Incision and Drainage of Ear Drum	Altoona Regional	113 (38.7%)	• Removal of Gallbladder and/or Gallstones	Altoona Regional	395 (70.4%)
	Altoona Regional SC	76 (26.0%)		Nason	141 (25.1%)
	Advanced Center Surgery	39 (13.4%)		Tyrone	11 (2.0%)
• Release of Carpal Tunnel and Other Nerves in Arms/Legs	Altoona Regional SC	195 (48.3%)	• Removal of Tonsils and Adenoids	Altoona Regional	308 (61.7%)
	Advanced Center Surgery	61 (15.1%)		Advanced Center Surgery	65 (13.0%)
	Nason	45 (11.1%)		Altoona Regional SC	50 (10.0%)
• Removal of Breast Tumor or Partial Mastectomy	Altoona Regional	89 (48.9%)	• Repair of Hernia in Groin	Altoona Regional	186 (65.0%)
	Tyrone	32 (17.6%)		Nason	55 (19.2%)
	Nason	21 (11.5%)		Tyrone	16 (5.6%)
• Removal of Bunion and Repair of Toe Deformity	Altoona Regional SC	76 (47.5%)	• Repair of Torn Knee Cartilage	Altoona Regional SC	222 (50.6%)
	Nason	36 (22.5%)		Advanced Center Surgery	105 (23.9%)
	Tyrone	22 (13.8%)		Nason	40 (9.1%)

NR = Not reported due to volume limitations
 NA = Not applicable
 SC = Surgical/surgery center
 When ties occur, facilities are listed alphabetically.

Common outpatient procedures by payer breakdown

	Medicare	Medicaid	Commercial	Other*
Colonoscopy with/without Biopsy	41.2%	3.9%	45.6%	9.3%
Incision and Drainage of Ear Drum	6.8%	41.4%	49.0%	2.7%
Release of Carpal Tunnel and Other Nerves in Arms/Legs	41.1%	8.7%	47.0%	3.2%
Removal of Breast Tumor or Partial Mastectomy	41.2%	7.1%	47.8%	3.8%
Removal of Bunion and Repair of Toe Deformity	30.0%	6.9%	60.6%	2.5%
Removal of Cataract and Insertion of Lens	79.8%	1.8%	17.0%	1.3%
Removal of Gallbladder and/or Gallstones	25.8%	15.0%	56.0%	3.2%
Removal of Tonsils and Adenoids	4.0%	36.3%	57.3%	2.4%
Repair of Hernia in Groin	29.4%	9.1%	55.9%	5.6%
Repair of Torn Knee Cartilage	22.3%	5.5%	68.3%	3.9%

Want to know what Medicare pays health care facilities in PA for common outpatient services such as cataract surgery, MRIs or biopsies? Then visit PHC4's website at www.phc4.org and click on the interactive database of Medicare Payment Information for Common Outpatient Services.

* Includes other government, self-pay and unknown payer.

About PHC4

Created by the PA General Assembly in 1986, the PA Health Care Cost Containment Council (PHC4) is an independent state agency that collects, analyzes and reports information used to improve the quality and restrain the cost of health care in the state. Each year, more than 840,000 reports are downloaded from the PHC4 website and nearly 100 organizations and individuals access and use PHC4 data through special requests. PHC4 is governed by a 25-member board of directors, representing business, labor, consumers, health care providers, insurers and state government.

Joe Martin, Executive Director
 225 Market Street, Suite 400, Harrisburg, PA 17101
 717-232-6787 • www.phc4.org



Bradford County

Common Outpatient Procedures for Bradford County Residents in FY 2013

Bradford
County

1 in 8. In FY 2013, 1 in 8 Bradford County residents (7,742) underwent an outpatient procedure in a Pennsylvania (PA) facility. Some of these residents had multiple outpatient procedure visits, for a total of 10,293 visits.

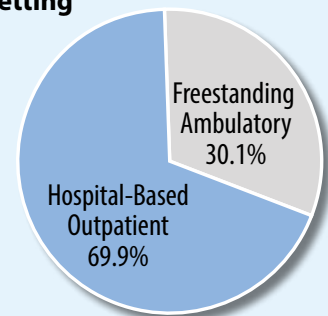
1.9 million. Statewide, 1.9 million PA residents had an outpatient procedure in a PA facility and about 27% of these had several outpatient procedure visits, for a total of 2.9 million visits in FY 2013.

PA Health Care Cost Containment Council



3.1 million. Overall, PHC4 collected 3.1 million outpatient procedure records (for PA and non-PA residents) from 174 hospital-based outpatient departments and 275 freestanding ambulatory surgery centers in FY 2013.

Outpatient Procedure Records by Setting



This report focuses on 10 outpatient procedures commonly performed in PA, with specific data shown for Bradford Co.

Common Outpatient Procedures	Total for County Residents	% Freestanding Ambulatory Center	% Hospital Outpatient Department	Procedure Rate per 10,000 Residents	
				County Rate	State Rate
Colonoscopy with/without Biopsy	2,618	72.3%	27.7%	416.9	325.4
Incision and Drainage of Ear Drum	189	1.6%	98.4%	30.1	17.4
Release of Carpal Tunnel and Other Nerves in Arms/Legs	170	7.1%	92.9%	27.1	28.2
Removal of Breast Tumor or Partial Mastectomy	59	0.0%	100.0%	9.4	14.2
Removal of Bunion and Repair of Toe Deformity	54	0.0%	100.0%	8.6	12.1
Removal of Cataract and Insertion of Lens	968	7.3%	92.7%	154.2	146.2
Removal of Gallbladder and/or Gallstones	164	0.0%	100.0%	26.1	19.8
Removal of Tonsils and Adenoids	286	1.7%	98.3%	45.5	19.1
Repair of Hernia in Groin	140	3.6%	96.4%	22.3	18.2
Repair of Torn Knee Cartilage	136	6.6%	93.4%	21.7	30.1

Notes: These procedures were defined using the Agency for Healthcare Research and Quality's Clinical Classifications Software. Outpatient procedures that were incorporated into inpatient records (e.g., outpatient diagnostic services for patients admitted to the hospital within 3 days of their outpatient visit) were not included here.

PHC4's outpatient procedure data, available through its special request program, is an important resource for health care facilities and providers, insurers, researchers, and consultants in studying issues such as access to care, cost and reimbursements, community need, and strategic planning.

Where did Bradford County residents have these outpatient procedures?

(Top 3 facilities by number of procedures)

	Top 3 Facilities	Number (%)		Top 3 Facilities	Number (%)
• Colonoscopy with/ without Biopsy	Guthrie Clinic	1,848 (70.6%)	• Removal of Cataract and Insertion of Lens	Robert Packer	892 (92.1%)
	Memorial/Towanda	371 (14.2%)		SC Central PA	34 (3.5%)
	Robert Packer	208 (7.9%)		NEI AS	21 (2.2%)
• Incision and Drainage of Ear Drum	Robert Packer	154 (81.5%)	• Removal of Gallbladder and/or Gallstones	Robert Packer	89 (54.3%)
	Memorial/Towanda	21 (11.1%)		Memorial/Towanda	48 (29.3%)
	Geisinger/Danville	7 (3.7%)		Troy Community	24 (14.6%)
• Release of Carpal Tunnel and Other Nerves in Arms/Legs	Robert Packer	127 (74.7%)	• Removal of Tonsils and Adenoids	Robert Packer	217 (75.9%)
	Endless Mountains	13 (7.6%)		Memorial/Towanda	52 (18.2%)
	Troy Community	11 (6.5%)		Geisinger/Danville	10 (3.5%)
• Removal of Breast Tumor or Partial Mastectomy	Robert Packer	54 (91.5%)	• Repair of Hernia in Groin	Robert Packer	80 (57.1%)
	NR	<5 (NR)		Memorial/Towanda	25 (17.9%)
	NR	<5 (NR)		Troy Community	23 (16.4%)
• Removal of Bunion and Repair of Toe Deformity	Robert Packer	28 (51.9%)	• Repair of Torn Knee Cartilage	Robert Packer	101 (74.3%)
	Memorial/Towanda	23 (42.6%)		Endless Mountains	14 (10.3%)
	NR	<5 (NR)		Memorial/Towanda	8 (5.9%)

NR = Not reported due to volume limitations
 NA = Not applicable
 SC = Surgical/surgery center
 When ties occur, facilities are listed alphabetically.

Common outpatient procedures by payer breakdown

	Medicare	Medicaid	Commercial	Other*
Colonoscopy with/without Biopsy	38.8%	3.7%	52.9%	4.6%
Incision and Drainage of Ear Drum	2.1%	42.3%	51.9%	3.7%
Release of Carpal Tunnel and Other Nerves in Arms/Legs	32.9%	6.5%	59.4%	1.2%
Removal of Breast Tumor or Partial Mastectomy	33.9%	8.5%	54.2%	3.4%
Removal of Bunion and Repair of Toe Deformity	37.0%	16.7%	42.6%	3.7%
Removal of Cataract and Insertion of Lens	71.7%	2.6%	24.8%	0.9%
Removal of Gallbladder and/or Gallstones	20.7%	11.6%	56.7%	11.0%
Removal of Tonsils and Adenoids	0.7%	39.2%	55.9%	4.2%
Repair of Hernia in Groin	28.6%	10.0%	55.7%	5.7%
Repair of Torn Knee Cartilage	17.6%	9.6%	69.9%	2.9%

* Includes other government, self-pay and unknown payer.

Want to know what Medicare pays health care facilities in PA for common outpatient services such as cataract surgery, MRIs or biopsies? Then visit PHC4's website at www.phc4.org and click on the interactive database of Medicare Payment Information for Common Outpatient Services.

About PHC4

Created by the PA General Assembly in 1986, the PA Health Care Cost Containment Council (PHC4) is an independent state agency that collects, analyzes and reports information used to improve the quality and restrain the cost of health care in the state. Each year, more than 840,000 reports are downloaded from the PHC4 website and nearly 100 organizations and individuals access and use PHC4 data through special requests. PHC4 is governed by a 25-member board of directors, representing business, labor, consumers, health care providers, insurers and state government.

Joe Martin, Executive Director
 225 Market Street, Suite 400, Harrisburg, PA 17101
 717-232-6787 • www.phc4.org



Bucks County



Common Outpatient Procedures for Bucks County Residents in FY 2013

1 in 7. In FY 2013, 1 in 7 Bucks County residents (92,985) underwent an outpatient procedure in a Pennsylvania (PA) facility. Some of these residents had multiple outpatient procedure visits, for a total of 142,517 visits.

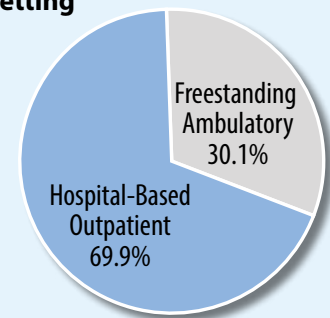
1.9 million. Statewide, 1.9 million PA residents had an outpatient procedure in a PA facility and about 27% of these had several outpatient procedure visits, for a total of 2.9 million visits in FY 2013.

PA Health Care Cost Containment Council



3.1 million. Overall, PHC4 collected 3.1 million outpatient procedure records (for PA and non-PA residents) from 174 hospital-based outpatient departments and 275 freestanding ambulatory surgery centers in FY 2013.

Outpatient Procedure Records by Setting



This report focuses on 10 outpatient procedures commonly performed in PA, with specific data shown for Bucks Co.

Common Outpatient Procedures	Total for County Residents	% Freestanding Ambulatory Center	% Hospital Outpatient Department	Procedure Rate per 10,000 Residents	
				County Rate	State Rate
Colonoscopy with/without Biopsy	21,213	65.6%	34.4%	338.3	325.4
Incision and Drainage of Ear Drum	1,130	62.1%	37.9%	18.0	17.4
Release of Carpal Tunnel and Other Nerves in Arms/Legs	1,515	25.4%	74.6%	24.2	28.2
Removal of Breast Tumor or Partial Mastectomy	893	12.5%	87.5%	14.2	14.2
Removal of Bunion and Repair of Toe Deformity	704	37.2%	62.8%	11.2	12.1
Removal of Cataract and Insertion of Lens	8,679	87.1%	12.9%	138.4	146.2
Removal of Gallbladder and/or Gallstones	744	0.3%	99.7%	11.9	19.8
Removal of Tonsils and Adenoids	1,020	44.4%	55.6%	16.3	19.1
Repair of Hernia in Groin	1,218	12.7%	87.3%	19.4	18.2
Repair of Torn Knee Cartilage	2,097	35.4%	64.6%	33.4	30.1

Notes: These procedures were defined using the Agency for Healthcare Research and Quality's Clinical Classifications Software. Outpatient procedures that were incorporated into inpatient records (e.g., outpatient diagnostic services for patients admitted to the hospital within 3 days of their outpatient visit) were not included here.

PHC4's outpatient procedure data, available through its special request program, is an important resource for health care facilities and providers, insurers, researchers, and consultants in studying issues such as access to care, cost and reimbursements, community need, and strategic planning.

Where did Bucks County residents have these outpatient procedures?

(Top 3 facilities by number of procedures)

	Top 3 Facilities	Number (%)		Top 3 Facilities	Number (%)
• Colonoscopy with/ without Biopsy	Doylestown	4,763 (22.5%)	• Removal of Cataract and Insertion of Lens	Tri-County Eye Surgery	1,980 (22.8%)
	Endoscopy Center of Bucks	3,432 (16.2%)		Wills SC Bucks County	1,359 (15.7%)
	Bucks County GI Endo SC	1,602 (7.6%)		ASC St. Mary	985 (11.3%)
• Incision and Drainage of Ear Drum	ASC Bucks County	323 (28.6%)	• Removal of Gallbladder and/or Gallstones	St Mary	315 (42.3%)
	ASC St. Mary	250 (22.1%)		Abington Memorial	85 (11.4%)
	St Christopher's Children	111 (9.8%)		Aria Health	84 (11.3%)
• Release of Carpal Tunnel and Other Nerves in Arms/Legs	St Mary	563 (37.2%)	• Removal of Tonsils and Adenoids	ASC St. Mary	249 (24.4%)
	New Britain SC	144 (9.5%)		Doylestown	176 (17.3%)
	Doylestown	115 (7.6%)		ASC Bucks County	139 (13.6%)
• Removal of Breast Tumor or Partial Mastectomy	St Mary	179 (20.0%)	• Repair of Hernia in Groin	St Mary	321 (26.4%)
	Holy Redeemer	115 (12.9%)		Doylestown	214 (17.6%)
	Doylestown	88 (9.9%)		Aria Health	145 (11.9%)
• Removal of Bunion and Repair of Toe Deformity	St Mary	127 (18.0%)	• Repair of Torn Knee Cartilage	St Mary	429 (20.5%)
	Doylestown Hospital SC	95 (13.5%)		Doylestown	312 (14.9%)
	Aria Health	88 (12.5%)		Doylestown Hospital SC	224 (10.7%)

NR = Not reported due to volume limitations
 NA = Not applicable
 SC = Surgical/surgery center
 When ties occur, facilities are listed alphabetically.

Common outpatient procedures by payer breakdown

	Medicare	Medicaid	Commercial	Other*
Colonoscopy with/without Biopsy	26.2%	2.3%	67.6%	3.9%
Incision and Drainage of Ear Drum	4.3%	14.2%	69.2%	12.2%
Release of Carpal Tunnel and Other Nerves in Arms/Legs	31.2%	3.2%	62.6%	3.1%
Removal of Breast Tumor or Partial Mastectomy	30.0%	4.4%	63.0%	2.6%
Removal of Bunion and Repair of Toe Deformity	24.0%	3.7%	68.0%	4.3%
Removal of Cataract and Insertion of Lens	67.9%	1.6%	27.8%	2.7%
Removal of Gallbladder and/or Gallstones	18.4%	6.3%	70.7%	4.6%
Removal of Tonsils and Adenoids	1.0%	13.7%	76.1%	9.2%
Repair of Hernia in Groin	29.8%	5.3%	60.5%	4.4%
Repair of Torn Knee Cartilage	13.7%	1.7%	79.0%	5.6%

Want to know what Medicare pays health care facilities in PA for common outpatient services such as cataract surgery, MRIs or biopsies? Then visit PHC4's website at www.phc4.org and click on the interactive database of Medicare Payment Information for Common Outpatient Services.

* Includes other government, self-pay and unknown payer.

About PHC4

Created by the PA General Assembly in 1986, the PA Health Care Cost Containment Council (PHC4) is an independent state agency that collects, analyzes and reports information used to improve the quality and restrain the cost of health care in the state. Each year, more than 840,000 reports are downloaded from the PHC4 website and nearly 100 organizations and individuals access and use PHC4 data through special requests. PHC4 is governed by a 25-member board of directors, representing business, labor, consumers, health care providers, insurers and state government.

Joe Martin, Executive Director
 225 Market Street, Suite 400, Harrisburg, PA 17101
 717-232-6787 • www.phc4.org



Butler County

Common Outpatient Procedures for Butler County Residents in FY 2013

Butler County

1 in 6. In FY 2013, 1 in 6 Butler County residents (28,671) underwent an outpatient procedure in a Pennsylvania (PA) facility. Some of these residents had multiple outpatient procedure visits, for a total of 46,897 visits.

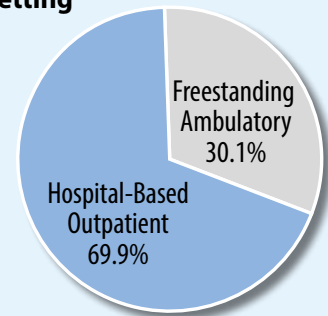
1.9 million. Statewide, 1.9 million PA residents had an outpatient procedure in a PA facility and about 27% of these had several outpatient procedure visits, for a total of 2.9 million visits in FY 2013.

PA Health Care Cost Containment Council



3.1 million. Overall, PHC4 collected 3.1 million outpatient procedure records (for PA and non-PA residents) from 174 hospital-based outpatient departments and 275 freestanding ambulatory surgery centers in FY 2013.

Outpatient Procedure Records by Setting



This report focuses on 10 outpatient procedures commonly performed in PA, with specific data shown for Butler Co.

Common Outpatient Procedures	Total for County Residents	% Freestanding Ambulatory Center	% Hospital Outpatient Department	Procedure Rate per 10,000 Residents	
				County Rate	State Rate
Colonoscopy with/without Biopsy	6,418	55.9%	44.1%	347.0	325.4
Incision and Drainage of Ear Drum	403	74.2%	25.8%	21.8	17.4
Release of Carpal Tunnel and Other Nerves in Arms/Legs	1,021	57.2%	42.8%	55.2	28.2
Removal of Breast Tumor or Partial Mastectomy	242	9.1%	90.9%	13.1	14.2
Removal of Bunion and Repair of Toe Deformity	278	64.0%	36.0%	15.0	12.1
Removal of Cataract and Insertion of Lens	3,205	85.4%	14.6%	173.3	146.2
Removal of Gallbladder and/or Gallstones	680	5.3%	94.7%	36.8	19.8
Removal of Tonsils and Adenoids	474	57.4%	42.6%	25.6	19.1
Repair of Hernia in Groin	381	10.0%	90.0%	20.6	18.2
Repair of Torn Knee Cartilage	710	15.1%	84.9%	38.4	30.1

Notes: These procedures were defined using the Agency for Healthcare Research and Quality's Clinical Classifications Software. Outpatient procedures that were incorporated into inpatient records (e.g., outpatient diagnostic services for patients admitted to the hospital within 3 days of their outpatient visit) were not included here.

PHC4's outpatient procedure data, available through its special request program, is an important resource for health care facilities and providers, insurers, researchers, and consultants in studying issues such as access to care, cost and reimbursements, community need, and strategic planning.

Where did Butler County residents have these outpatient procedures?

(Top 3 facilities by number of procedures)

	Top 3 Facilities	Number (%)		Top 3 Facilities	Number (%)
• Colonoscopy with/ without Biopsy	SC at Benbrook	2,703 (42.1%)	• Removal of Cataract and Insertion of Lens	SC at Benbrook	1,527 (47.6%)
	UPMC Passavant	1,560 (24.3%)		SC Cranberry	734 (22.9%)
	Butler Memorial	493 (7.7%)		Western PA SC	127 (4.0%)
• Incision and Drainage of Ear Drum	CHP North SC	226 (56.1%)	• Removal of Gallbladder and/or Gallstones	Butler Memorial	397 (58.4%)
	Children's Hosp Pgh/UPMC	48 (11.9%)		UPMC Passavant	142 (20.9%)
	SC at Benbrook	38 (9.4%)		SC at Benbrook	36 (5.3%)
• Release of Carpal Tunnel and Other Nerves in Arms/Legs	SC at Benbrook	321 (31.4%)	• Removal of Tonsils and Adenoids	CHP North SC	151 (31.9%)
	Butler Memorial	224 (21.9%)		Children's Hosp Pgh/UPMC	100 (21.1%)
	UPMC St. Margaret OP Ctr	148 (14.5%)		SC at Benbrook	82 (17.3%)
• Removal of Breast Tumor or Partial Mastectomy	UPMC Passavant	93 (38.4%)	• Repair of Hernia in Groin	Butler Memorial	138 (36.2%)
	Butler Memorial	51 (21.1%)		UPMC Passavant	107 (28.1%)
	Magee Womens/UPMC	30 (12.4%)		CHP North SC	20 (5.2%)
• Removal of Bunion and Repair of Toe Deformity	SC at Benbrook	154 (55.4%)	• Repair of Torn Knee Cartilage	Butler Memorial	266 (37.5%)
	UPMC Passavant	35 (12.6%)		UPMC Passavant	174 (24.5%)
	UPMC St. Margaret OP Ctr	19 (6.8%)		Allegheny General	55 (7.7%)

NR = Not reported due to volume limitations
 NA = Not applicable
 SC = Surgical/surgery center
 When ties occur, facilities are listed alphabetically.

Common outpatient procedures by payer breakdown

	Medicare	Medicaid	Commercial	Other*
Colonoscopy with/without Biopsy	28.5%	3.1%	59.2%	9.3%
Incision and Drainage of Ear Drum	1.0%	16.6%	62.8%	19.6%
Release of Carpal Tunnel and Other Nerves in Arms/Legs	25.6%	7.6%	58.9%	7.9%
Removal of Breast Tumor or Partial Mastectomy	30.2%	7.9%	48.8%	13.2%
Removal of Bunion and Repair of Toe Deformity	26.3%	3.6%	64.7%	5.4%
Removal of Cataract and Insertion of Lens	69.1%	2.1%	25.6%	3.2%
Removal of Gallbladder and/or Gallstones	18.1%	5.1%	66.3%	10.4%
Removal of Tonsils and Adenoids	0.2%	16.0%	69.8%	13.9%
Repair of Hernia in Groin	25.5%	5.2%	53.8%	15.5%
Repair of Torn Knee Cartilage	13.4%	5.4%	70.1%	11.1%

* Includes other government, self-pay and unknown payer.

Want to know what Medicare pays health care facilities in PA for common outpatient services such as cataract surgery, MRIs or biopsies? Then visit PHC4's website at www.phc4.org and click on the interactive database of Medicare Payment Information for Common Outpatient Services.

About PHC4

Created by the PA General Assembly in 1986, the PA Health Care Cost Containment Council (PHC4) is an independent state agency that collects, analyzes and reports information used to improve the quality and restrain the cost of health care in the state. Each year, more than 840,000 reports are downloaded from the PHC4 website and nearly 100 organizations and individuals access and use PHC4 data through special requests. PHC4 is governed by a 25-member board of directors, representing business, labor, consumers, health care providers, insurers and state government.

Joe Martin, Executive Director
 225 Market Street, Suite 400, Harrisburg, PA 17101
 717-232-6787 • www.phc4.org



Cambria County

Common Outpatient Procedures for Cambria County Residents in FY 2013



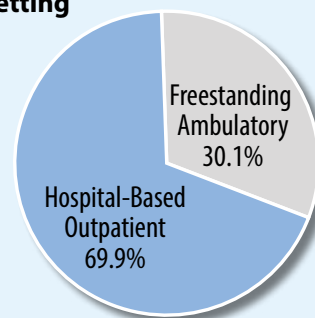
1 in 4. In FY 2013, 1 in 4 Cambria County residents (31,808) underwent an outpatient procedure in a Pennsylvania (PA) facility. Some of these residents had multiple outpatient procedure visits, for a total of 48,682 visits.

1.9 million. Statewide, 1.9 million PA residents had an outpatient procedure in a PA facility and about 27% of these had several outpatient procedure visits, for a total of 2.9 million visits in FY 2013.

PA Health Care Cost Containment Council

3.1 million. Overall, PHC4 collected 3.1 million outpatient procedure records (for PA and non-PA residents) from 174 hospital-based outpatient departments and 275 freestanding ambulatory surgery centers in FY 2013.

Outpatient Procedure Records by Setting



This report focuses on 10 outpatient procedures commonly performed in PA, with specific data shown for Cambria Co.

Common Outpatient Procedures	Total for County Residents	% Freestanding Ambulatory Center	% Hospital Outpatient Department	Procedure Rate per 10,000 Residents	
				County Rate	State Rate
Colonoscopy with/without Biopsy	5,190	12.2%	87.8%	366.6	325.4
Incision and Drainage of Ear Drum	313	60.4%	39.6%	22.1	17.4
Release of Carpal Tunnel and Other Nerves in Arms/Legs	564	78.9%	21.1%	39.8	28.2
Removal of Breast Tumor or Partial Mastectomy	207	63.3%	36.7%	14.6	14.2
Removal of Bunion and Repair of Toe Deformity	192	51.6%	48.4%	13.6	12.1
Removal of Cataract and Insertion of Lens	2,613	83.5%	16.5%	184.6	146.2
Removal of Gallbladder and/or Gallstones	417	0.0%	100.0%	29.5	19.8
Removal of Tonsils and Adenoids	340	46.8%	53.2%	24.0	19.1
Repair of Hernia in Groin	329	42.9%	57.1%	23.2	18.2
Repair of Torn Knee Cartilage	514	63.2%	36.8%	36.3	30.1

Notes: These procedures were defined using the Agency for Healthcare Research and Quality's Clinical Classifications Software. Outpatient procedures that were incorporated into inpatient records (e.g., outpatient diagnostic services for patients admitted to the hospital within 3 days of their outpatient visit) were not included here.

PHC4's outpatient procedure data, available through its special request program, is an important resource for health care facilities and providers, insurers, researchers, and consultants in studying issues such as access to care, cost and reimbursements, community need, and strategic planning.

Where did Cambria County residents have these outpatient procedures?

(Top 3 facilities by number of procedures)

	Top 3 Facilities	Number (%)		Top 3 Facilities	Number (%)
• Colonoscopy with/ without Biopsy	Conemaugh Valley Memorial	2,413 (46.5%)	• Removal of Cataract and Insertion of Lens	Ophthalmic Associates SC	1,528 (58.5%)
	Windber	1,204 (23.2%)		Laurel Laser/Altoona	404 (15.5%)
	Miners	582 (11.2%)		Windber	150 (5.7%)
• Incision and Drainage of Ear Drum	Lee ASC	141 (45.0%)	• Removal of Gallbladder and/or Gallstones	Conemaugh Valley Memorial	238 (57.1%)
	Conemaugh Valley Memorial	71 (22.7%)		Altoona Regional	95 (22.8%)
	CHP North SC	23 (7.3%)		Windber	26 (6.2%)
• Release of Carpal Tunnel and Other Nerves in Arms/Legs	Lee ASC	266 (47.2%)	• Removal of Tonsils and Adenoids	Lee ASC	116 (34.1%)
	Altoona Regional SC	82 (14.5%)		Conemaugh Valley Memorial	75 (22.1%)
	Conemaugh Valley Memorial	60 (10.6%)		Altoona Regional	40 (11.8%)
• Removal of Breast Tumor or Partial Mastectomy	Lee ASC	119 (57.5%)	• Repair of Hernia in Groin	Lee ASC	133 (40.4%)
	Windber	30 (14.5%)		Altoona Regional	69 (21.0%)
	Conemaugh Valley Memorial	25 (12.1%)		Conemaugh Valley Memorial	69 (21.0%)
• Removal of Bunion and Repair of Toe Deformity	Lee ASC	56 (29.2%)	• Repair of Torn Knee Cartilage	Lee ASC	224 (43.6%)
	Windber	49 (25.5%)		Conemaugh Valley Memorial	145 (28.2%)
	Altoona Regional SC	36 (18.8%)		Altoona Regional SC	49 (9.5%)

NR = Not reported due to volume limitations
 NA = Not applicable
 SC = Surgical/surgery center
 When ties occur, facilities are listed alphabetically.

Common outpatient procedures by payer breakdown

	Medicare	Medicaid	Commercial	Other*
Colonoscopy with/without Biopsy	37.4%	5.5%	53.8%	3.2%
Incision and Drainage of Ear Drum	7.3%	39.6%	49.8%	3.2%
Release of Carpal Tunnel and Other Nerves in Arms/Legs	34.9%	8.0%	54.6%	2.5%
Removal of Breast Tumor or Partial Mastectomy	39.6%	6.3%	51.7%	2.4%
Removal of Bunion and Repair of Toe Deformity	28.6%	6.8%	64.6%	0.0%
Removal of Cataract and Insertion of Lens	63.4%	2.0%	29.9%	4.6%
Removal of Gallbladder and/or Gallstones	22.3%	18.0%	56.6%	3.1%
Removal of Tonsils and Adenoids	1.5%	29.7%	63.2%	5.6%
Repair of Hernia in Groin	39.2%	7.0%	49.2%	4.6%
Repair of Torn Knee Cartilage	19.8%	8.9%	68.5%	2.7%

* Includes other government, self-pay and unknown payer.

Want to know what Medicare pays health care facilities in PA for common outpatient services such as cataract surgery, MRIs or biopsies? Then visit PHC4's website at www.phc4.org and click on the interactive database of Medicare Payment Information for Common Outpatient Services.

About PHC4

Created by the PA General Assembly in 1986, the PA Health Care Cost Containment Council (PHC4) is an independent state agency that collects, analyzes and reports information used to improve the quality and restrain the cost of health care in the state. Each year, more than 840,000 reports are downloaded from the PHC4 website and nearly 100 organizations and individuals access and use PHC4 data through special requests. PHC4 is governed by a 25-member board of directors, representing business, labor, consumers, health care providers, insurers and state government.

Joe Martin, Executive Director
 225 Market Street, Suite 400, Harrisburg, PA 17101
 717-232-6787 • www.phc4.org



Cameron County

Common Outpatient Procedures for Cameron County Residents in FY 2013



1 in 6. In FY 2013, 1 in 6 Cameron County residents (877) underwent an outpatient procedure in a Pennsylvania (PA) facility. Some of these residents had multiple outpatient procedure visits, for a total of 1,183 visits.

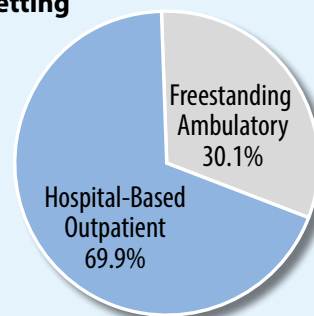
1.9 million. Statewide, 1.9 million PA residents had an outpatient procedure in a PA facility and about 27% of these had several outpatient procedure visits, for a total of 2.9 million visits in FY 2013.

PA Health Care Cost Containment Council



3.1 million. Overall, PHC4 collected 3.1 million outpatient procedure records (for PA and non-PA residents) from 174 hospital-based outpatient departments and 275 freestanding ambulatory surgery centers in FY 2013.

Outpatient Procedure Records by Setting



This report focuses on 10 outpatient procedures commonly performed in PA, with specific data shown for Cameron Co.

Common Outpatient Procedures	Total for County Residents	% Freestanding Ambulatory Center	% Hospital Outpatient Department	Procedure Rate per 10,000 Residents	
				County Rate	State Rate
Colonoscopy with/without Biopsy	223	22.9%	77.1%	451.5	325.4
Incision and Drainage of Ear Drum	15	6.7%	93.3%	30.4	17.4
Release of Carpal Tunnel and Other Nerves in Arms/Legs	36	13.9%	86.1%	72.9	28.2
Removal of Breast Tumor or Partial Mastectomy	19	5.3%	94.7%	38.5	14.2
Removal of Bunion and Repair of Toe Deformity	9	0.0%	100.0%	18.2	12.1
Removal of Cataract and Insertion of Lens	141	85.1%	14.9%	285.5	146.2
Removal of Gallbladder and/or Gallstones	28	0.0%	100.0%	56.7	19.8
Removal of Tonsils and Adenoids	12	8.3%	91.7%	24.3	19.1
Repair of Hernia in Groin	6	16.7%	83.3%	12.1	18.2
Repair of Torn Knee Cartilage	18	27.8%	72.2%	36.4	30.1

Notes: These procedures were defined using the Agency for Healthcare Research and Quality's Clinical Classifications Software. Outpatient procedures that were incorporated into inpatient records (e.g., outpatient diagnostic services for patients admitted to the hospital within 3 days of their outpatient visit) were not included here.

PHC4's outpatient procedure data, available through its special request program, is an important resource for health care facilities and providers, insurers, researchers, and consultants in studying issues such as access to care, cost and reimbursements, community need, and strategic planning.

Where did Cameron County residents have these outpatient procedures?

(Top 3 facilities by number of procedures)

	Top 3 Facilities	Number (%)		Top 3 Facilities	Number (%)
• Colonoscopy with/without Biopsy	Elk Regional	80 (35.9%)	• Removal of Cataract and Insertion of Lens	Regional ASC	91 (64.5%)
	Charles Cole Memorial	57 (25.6%)		Laurel Laser/Brookville	29 (20.6%)
	Regional ASC	46 (20.6%)		Charles Cole Memorial	11 (7.8%)
• Incision and Drainage of Ear Drum	DuBois Regional	8 (53.3%)	• Removal of Gallbladder and/or Gallstones	Elk Regional	25 (89.3%)
	NR	<5 (NR)		NR	<5 (NR)
	NR	<5 (NR)		NR	<5 (NR)
• Release of Carpal Tunnel and Other Nerves in Arms/Legs	Elk Regional	16 (44.4%)	• Removal of Tonsils and Adenoids	DuBois Regional	6 (50.0%)
	Charles Cole Memorial	13 (36.1%)		NR	<5 (NR)
	NR	<5 (NR)		NR	<5 (NR)
• Removal of Breast Tumor or Partial Mastectomy	Elk Regional	8 (42.1%)	• Repair of Hernia in Groin	NR	<5 (NR)
	Charles Cole Memorial	7 (36.8%)		NR	<5 (NR)
	NR	<5 (NR)		NR	<5 (NR)
• Removal of Bunion and Repair of Toe Deformity	Charles Cole Memorial	6 (66.7%)	• Repair of Torn Knee Cartilage	Elk Regional	5 (27.8%)
	NR	<5 (NR)		NR	<5 (NR)
	NR	<5 (NR)		NR	<5 (NR)

NR = Not reported due to volume limitations
 NA = Not applicable
 SC = Surgical/surgery center
 When ties occur, facilities are listed alphabetically.

Common outpatient procedures by payer breakdown

	Medicare	Medicaid	Commercial	Other*
Colonoscopy with/without Biopsy	43.5%	5.4%	48.9%	2.2%
Incision and Drainage of Ear Drum	6.7%	46.7%	46.7%	0.0%
Release of Carpal Tunnel and Other Nerves in Arms/Legs	25.0%	8.3%	58.3%	8.3%
Removal of Breast Tumor or Partial Mastectomy	42.1%	5.3%	52.6%	0.0%
Removal of Bunion and Repair of Toe Deformity	44.4%	11.1%	44.4%	0.0%
Removal of Cataract and Insertion of Lens	64.5%	0.0%	34.0%	1.4%
Removal of Gallbladder and/or Gallstones	17.9%	10.7%	57.1%	14.3%
Removal of Tonsils and Adenoids	0.0%	25.0%	75.0%	0.0%
Repair of Hernia in Groin	33.3%	0.0%	66.7%	0.0%
Repair of Torn Knee Cartilage	16.7%	11.1%	72.2%	0.0%

* Includes other government, self-pay and unknown payer.

Want to know what Medicare pays health care facilities in PA for common outpatient services such as cataract surgery, MRIs or biopsies? Then visit PHC4's website at www.phc4.org and click on the interactive database of Medicare Payment Information for Common Outpatient Services.

About PHC4

Created by the PA General Assembly in 1986, the PA Health Care Cost Containment Council (PHC4) is an independent state agency that collects, analyzes and reports information used to improve the quality and restrain the cost of health care in the state. Each year, more than 840,000 reports are downloaded from the PHC4 website and nearly 100 organizations and individuals access and use PHC4 data through special requests. PHC4 is governed by a 25-member board of directors, representing business, labor, consumers, health care providers, insurers and state government.

Joe Martin, Executive Director
 225 Market Street, Suite 400, Harrisburg, PA 17101
 717-232-6787 • www.phc4.org



Carbon County

Common Outpatient Procedures for Carbon County Residents in FY 2013



1 in 6. In FY 2013, 1 in 6 Carbon County residents (10,477) underwent an outpatient procedure in a Pennsylvania (PA) facility. Some of these residents had multiple outpatient procedure visits, for a total of 16,702 visits.

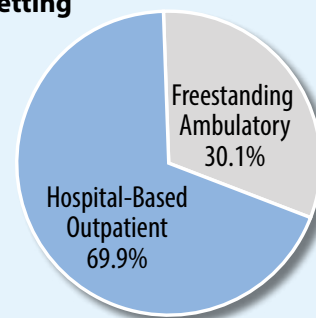
1.9 million. Statewide, 1.9 million PA residents had an outpatient procedure in a PA facility and about 27% of these had several outpatient procedure visits, for a total of 2.9 million visits in FY 2013.

PA Health Care Cost Containment Council



3.1 million. Overall, PHC4 collected 3.1 million outpatient procedure records (for PA and non-PA residents) from 174 hospital-based outpatient departments and 275 freestanding ambulatory surgery centers in FY 2013.

Outpatient Procedure Records by Setting



This report focuses on 10 outpatient procedures commonly performed in PA, with specific data shown for Carbon Co.

Common Outpatient Procedures	Total for County Residents	% Freestanding Ambulatory Center	% Hospital Outpatient Department	Procedure Rate per 10,000 Residents	
				County Rate	State Rate
Colonoscopy with/without Biopsy	2,041	48.9%	51.1%	314.0	325.4
Incision and Drainage of Ear Drum	93	39.8%	60.2%	14.3	17.4
Release of Carpal Tunnel and Other Nerves in Arms/Legs	219	58.9%	41.1%	33.7	28.2
Removal of Breast Tumor or Partial Mastectomy	108	5.6%	94.4%	16.6	14.2
Removal of Bunion and Repair of Toe Deformity	100	9.0%	91.0%	15.4	12.1
Removal of Cataract and Insertion of Lens	1,402	97.9%	2.1%	215.7	146.2
Removal of Gallbladder and/or Gallstones	187	4.3%	95.7%	28.8	19.8
Removal of Tonsils and Adenoids	101	31.7%	68.3%	15.5	19.1
Repair of Hernia in Groin	134	12.7%	87.3%	20.6	18.2
Repair of Torn Knee Cartilage	307	35.5%	64.5%	47.2	30.1

Notes: These procedures were defined using the Agency for Healthcare Research and Quality's Clinical Classifications Software. Outpatient procedures that were incorporated into inpatient records (e.g., outpatient diagnostic services for patients admitted to the hospital within 3 days of their outpatient visit) were not included here.

PHC4's outpatient procedure data, available through its special request program, is an important resource for health care facilities and providers, insurers, researchers, and consultants in studying issues such as access to care, cost and reimbursements, community need, and strategic planning.

Where did Carbon County residents have these outpatient procedures?

(Top 3 facilities by number of procedures)

	Top 3 Facilities	Number (%)		Top 3 Facilities	Number (%)
• Colonoscopy with/ without Biopsy	Palmerton	497 (24.4%)	• Removal of Cataract and Insertion of Lens	Mahoning Valley ASC	921 (65.7%)
	Carbon-Schuylkill Endo	336 (16.5%)		Valley Eye SC	83 (5.9%)
	College Heights Endoscopy	169 (8.3%)		SC of Allentown	80 (5.7%)
• Incision and Drainage of Ear Drum	St Luke's/Bethlehem	21 (22.6%)	• Removal of Gallbladder and/or Gallstones	Gnaden Huetten Memorial	54 (28.9%)
	Center for Advanced Surg	20 (21.5%)		Palmerton	51 (27.3%)
	Westfield	16 (17.2%)		Lehigh Valley	15 (8.0%)
• Release of Carpal Tunnel and Other Nerves in Arms/Legs	SC of Allentown	90 (41.1%)	• Removal of Tonsils and Adenoids	St Luke's/Bethlehem	26 (25.7%)
	Coordinated Health Ortho	16 (7.3%)		Center for Advanced Surg	18 (17.8%)
	Palmerton	14 (6.4%)		Westfield	17 (16.8%)
• Removal of Breast Tumor or Partial Mastectomy	Palmerton	25 (23.1%)	• Repair of Hernia in Groin	Gnaden Huetten Memorial	35 (26.1%)
	Lehigh Valley/Muhlenberg	18 (16.7%)		Palmerton	27 (20.1%)
	Gnaden Huetten Memorial	13 (12.0%)		* See footnote	14 (10.4%)
• Removal of Bunion and Repair of Toe Deformity	Gnaden Huetten Memorial	20 (20.0%)	• Repair of Torn Knee Cartilage	SC of Allentown	57 (18.6%)
	Palmerton	18 (18.0%)		St Luke's Miners	45 (14.7%)
	Coordinated Health Ortho	13 (13.0%)		Palmerton	43 (14.0%)

NR = Not reported due to volume limitations

NA = Not applicable

SC = Surgical/surgery center

When ties occur, facilities are listed alphabetically.

* Fairgrounds SC and Lehigh Valley were tied at 14.

Common outpatient procedures by payer breakdown

	Medicare	Medicaid	Commercial	Other*
Colonoscopy with/without Biopsy	38.9%	2.9%	53.8%	4.4%
Incision and Drainage of Ear Drum	3.2%	33.3%	57.0%	6.5%
Release of Carpal Tunnel and Other Nerves in Arms/Legs	30.1%	4.1%	64.8%	0.9%
Removal of Breast Tumor or Partial Mastectomy	43.5%	10.2%	43.5%	2.8%
Removal of Bunion and Repair of Toe Deformity	34.0%	7.0%	56.0%	3.0%
Removal of Cataract and Insertion of Lens	72.9%	0.9%	24.6%	1.6%
Removal of Gallbladder and/or Gallstones	24.1%	10.7%	61.0%	4.3%
Removal of Tonsils and Adenoids	3.0%	24.8%	68.3%	4.0%
Repair of Hernia in Groin	33.6%	6.0%	56.7%	3.7%
Repair of Torn Knee Cartilage	16.9%	2.9%	77.9%	2.3%

* Includes other government, self-pay and unknown payer.

Want to know what Medicare pays health care facilities in PA for common outpatient services such as cataract surgery, MRIs or biopsies? Then visit PHC4's website at www.phc4.org and click on the interactive database of Medicare Payment Information for Common Outpatient Services.

About PHC4

Created by the PA General Assembly in 1986, the PA Health Care Cost Containment Council (PHC4) is an independent state agency that collects, analyzes and reports information used to improve the quality and restrain the cost of health care in the state. Each year, more than 840,000 reports are downloaded from the PHC4 website and nearly 100 organizations and individuals access and use PHC4 data through special requests. PHC4 is governed by a 25-member board of directors, representing business, labor, consumers, health care providers, insurers and state government.

Joe Martin, Executive Director
225 Market Street, Suite 400, Harrisburg, PA 17101
717-232-6787 • www.phc4.org



Centre County

Common Outpatient Procedures for Centre County Residents in FY 2013



1 in 8. In FY 2013, 1 in 8 Centre County residents (19,226) underwent an outpatient procedure in a Pennsylvania (PA) facility. Some of these residents had multiple outpatient procedure visits, for a total of 26,721 visits.

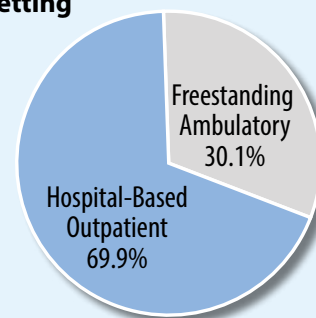
1.9 million. Statewide, 1.9 million PA residents had an outpatient procedure in a PA facility and about 27% of these had several outpatient procedure visits, for a total of 2.9 million visits in FY 2013.

PA Health Care Cost Containment Council



3.1 million. Overall, PHC4 collected 3.1 million outpatient procedure records (for PA and non-PA residents) from 174 hospital-based outpatient departments and 275 freestanding ambulatory surgery centers in FY 2013.

Outpatient Procedure Records by Setting



This report focuses on 10 outpatient procedures commonly performed in PA, with specific data shown for Centre Co.

Common Outpatient Procedures	Total for County Residents	% Freestanding Ambulatory Center	% Hospital Outpatient Department	Procedure Rate per 10,000 Residents	
				County Rate	State Rate
Colonoscopy with/without Biopsy	3,849	65.9%	34.1%	248.0	325.4
Incision and Drainage of Ear Drum	211	87.2%	12.8%	13.6	17.4
Release of Carpal Tunnel and Other Nerves in Arms/Legs	302	89.1%	10.9%	19.5	28.2
Removal of Breast Tumor or Partial Mastectomy	196	55.6%	44.4%	12.6	14.2
Removal of Bunion and Repair of Toe Deformity	104	83.7%	16.3%	6.7	12.1
Removal of Cataract and Insertion of Lens	2,160	96.5%	3.5%	139.2	146.2
Removal of Gallbladder and/or Gallstones	290	0.7%	99.3%	18.7	19.8
Removal of Tonsils and Adenoids	259	88.0%	12.0%	16.7	19.1
Repair of Hernia in Groin	268	29.9%	70.1%	17.3	18.2
Repair of Torn Knee Cartilage	454	87.7%	12.3%	29.3	30.1

Notes: These procedures were defined using the Agency for Healthcare Research and Quality's Clinical Classifications Software. Outpatient procedures that were incorporated into inpatient records (e.g., outpatient diagnostic services for patients admitted to the hospital within 3 days of their outpatient visit) were not included here.

PHC4's outpatient procedure data, available through its special request program, is an important resource for health care facilities and providers, insurers, researchers, and consultants in studying issues such as access to care, cost and reimbursements, community need, and strategic planning.

Where did Centre County residents have these outpatient procedures?

(Top 3 facilities by number of procedures)

	Top 3 Facilities	Number (%)		Top 3 Facilities	Number (%)
• Colonoscopy with/ without Biopsy	Geisinger Endo & SC	1,911 (49.6%)	• Removal of Cataract and Insertion of Lens	Mount Nittany SC	1,717 (79.5%)
	Mount Nittany	1,109 (28.8%)		SC Central PA	196 (9.1%)
	Penn State Hershey Endo	514 (13.4%)		*** See footnote	60 (2.8%)
• Incision and Drainage of Ear Drum	Mount Nittany SC	175 (82.9%)	• Removal of Gallbladder and/or Gallstones	Mount Nittany	251 (86.6%)
	Geisinger/Danville	13 (6.2%)		Clearfield	11 (3.8%)
	Geisinger OP Woodbine	6 (2.8%)		Altoona Regional	9 (3.1%)
• Release of Carpal Tunnel and Other Nerves in Arms/Legs	UOC Surgical Services	156 (51.7%)	• Removal of Tonsils and Adenoids	Mount Nittany SC	215 (83.0%)
	Mount Nittany SC	99 (32.8%)		Geisinger/Danville	13 (5.0%)
	* See footnote	8 (2.6%)		Geisinger OP Woodbine	8 (3.1%)
• Removal of Breast Tumor or Partial Mastectomy	Mount Nittany SC	93 (47.4%)	• Repair of Hernia in Groin	Mount Nittany	147 (54.9%)
	Mount Nittany	42 (21.4%)		Mount Nittany SC	50 (18.7%)
	Tyrone	19 (9.7%)		Geisinger Endo & SC	24 (9.0%)
• Removal of Bunion and Repair of Toe Deformity	Mount Nittany SC	54 (51.9%)	• Repair of Torn Knee Cartilage	UOC Surgical Services	198 (43.6%)
	UOC Surgical Services	23 (22.1%)		Mount Nittany SC	193 (42.5%)
	** See footnote	5 (4.8%)		Mount Nittany	39 (8.6%)

NR = Not reported due to volume limitations
 NA = Not applicable
 SC = Surgical/surgery center
 When ties occur, facilities are listed alphabetically.

* Clearfield and Mount Nittany were tied at 8.
 ** Altoona Regional SC, Mount Nittany, and Tyrone were tied at 5.
 *** Laurel Laser/Altoona and Laurel Laser/Brookville were tied at 60.

Common outpatient procedures by payer breakdown

	Medicare	Medicaid	Commercial	Other*
Colonoscopy with/without Biopsy	28.9%	3.1%	63.5%	4.5%
Incision and Drainage of Ear Drum	5.7%	28.4%	62.1%	3.8%
Release of Carpal Tunnel and Other Nerves in Arms/Legs	24.8%	5.0%	68.5%	1.7%
Removal of Breast Tumor or Partial Mastectomy	35.2%	2.6%	59.7%	2.6%
Removal of Bunion and Repair of Toe Deformity	26.0%	1.9%	70.2%	1.9%
Removal of Cataract and Insertion of Lens	76.9%	1.0%	20.7%	1.3%
Removal of Gallbladder and/or Gallstones	20.7%	11.0%	64.1%	4.1%
Removal of Tonsils and Adenoids	0.4%	22.8%	74.1%	2.7%
Repair of Hernia in Groin	32.1%	2.6%	57.8%	7.5%
Repair of Torn Knee Cartilage	12.3%	1.3%	81.9%	4.4%

* Includes other government, self-pay and unknown payer.

Want to know what Medicare pays health care facilities in PA for common outpatient services such as cataract surgery, MRIs or biopsies? Then visit PHC4's website at www.phc4.org and click on the interactive database of Medicare Payment Information for Common Outpatient Services.

About PHC4

Created by the PA General Assembly in 1986, the PA Health Care Cost Containment Council (PHC4) is an independent state agency that collects, analyzes and reports information used to improve the quality and restrain the cost of health care in the state. Each year, more than 840,000 reports are downloaded from the PHC4 website and nearly 100 organizations and individuals access and use PHC4 data through special requests. PHC4 is governed by a 25-member board of directors, representing business, labor, consumers, health care providers, insurers and state government.

Joe Martin, Executive Director
 225 Market Street, Suite 400, Harrisburg, PA 17101
 717-232-6787 • www.phc4.org



Chester County

Common Outpatient Procedures for Chester County Residents in FY 2013



1 in 8. In FY 2013, 1 in 8 Chester County residents (65,116) underwent an outpatient procedure in a Pennsylvania (PA) facility. Some of these residents had multiple outpatient procedure visits, for a total of 98,656 visits.

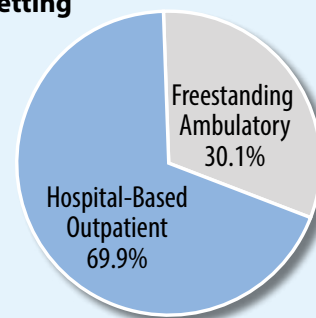
1.9 million. Statewide, 1.9 million PA residents had an outpatient procedure in a PA facility and about 27% of these had several outpatient procedure visits, for a total of 2.9 million visits in FY 2013.

PA Health Care Cost Containment Council



3.1 million. Overall, PHC4 collected 3.1 million outpatient procedure records (for PA and non-PA residents) from 174 hospital-based outpatient departments and 275 freestanding ambulatory surgery centers in FY 2013.

Outpatient Procedure Records by Setting



This report focuses on 10 outpatient procedures commonly performed in PA, with specific data shown for Chester Co.

Common Outpatient Procedures	Total for County Residents	% Freestanding Ambulatory Center	% Hospital Outpatient Department	Procedure Rate per 10,000 Residents	
				County Rate	State Rate
Colonoscopy with/without Biopsy	13,275	71.9%	28.1%	262.1	325.4
Incision and Drainage of Ear Drum	681	77.2%	22.8%	13.4	17.4
Release of Carpal Tunnel and Other Nerves in Arms/Legs	914	57.5%	42.5%	18.0	28.2
Removal of Breast Tumor or Partial Mastectomy	695	9.5%	90.5%	13.7	14.2
Removal of Bunion and Repair of Toe Deformity	606	45.0%	55.0%	12.0	12.1
Removal of Cataract and Insertion of Lens	7,058	87.6%	12.4%	139.3	146.2
Removal of Gallbladder and/or Gallstones	594	0.2%	99.8%	11.7	19.8
Removal of Tonsils and Adenoids	616	59.9%	40.1%	12.2	19.1
Repair of Hernia in Groin	884	47.6%	52.4%	17.5	18.2
Repair of Torn Knee Cartilage	2,032	52.2%	47.8%	40.1	30.1

Notes: These procedures were defined using the Agency for Healthcare Research and Quality's Clinical Classifications Software. Outpatient procedures that were incorporated into inpatient records (e.g., outpatient diagnostic services for patients admitted to the hospital within 3 days of their outpatient visit) were not included here.

PHC4's outpatient procedure data, available through its special request program, is an important resource for health care facilities and providers, insurers, researchers, and consultants in studying issues such as access to care, cost and reimbursements, community need, and strategic planning.

Where did Chester County residents have these outpatient procedures?

(Top 3 facilities by number of procedures)

	Top 3 Facilities	Number (%)		Top 3 Facilities	Number (%)
• Colonoscopy with/without Biopsy	Main Line Endoscopy/West	3,999 (30.1%)	• Removal of Cataract and Insertion of Lens	Eye SC Chester	2,925 (41.4%)
	Brandywine Vly Endoscopy	1,264 (9.5%)		Eye SC	1,251 (17.7%)
	West Chester Endoscopy	1,263 (9.5%)		Turk's Head SC	672 (9.5%)
• Incision and Drainage of Ear Drum	CHOP ASC Exton	371 (54.5%)	• Removal of Gallbladder and/or Gallstones	Chester County	199 (33.5%)
	Turk's Head SC	85 (12.5%)		Main Line Paoli	196 (33.0%)
	Children's Hosp Phila	50 (7.3%)		Phoenixville	50 (8.4%)
• Release of Carpal Tunnel and Other Nerves in Arms/Legs	Turk's Head SC	115 (12.6%)	• Removal of Tonsils and Adenoids	Turk's Head SC	152 (24.7%)
	SC Chester County	110 (12.0%)		CHOP ASC Exton	114 (18.5%)
	Paoli SC	79 (8.6%)		Main Line Paoli	73 (11.9%)
• Removal of Breast Tumor or Partial Mastectomy	Chester County	224 (32.2%)	• Repair of Hernia in Groin	Paoli SC	196 (22.2%)
	Main Line Paoli	157 (22.6%)		Turk's Head SC	147 (16.6%)
	* See footnote	52 (7.5%)		Chester County	112 (12.7%)
• Removal of Bunion and Repair of Toe Deformity	AFP SC	121 (20.0%)	• Repair of Torn Knee Cartilage	Paoli SC	435 (21.4%)
	Brandywine	74 (12.2%)		Turk's Head SC	328 (16.1%)
	Main Line Paoli	66 (10.9%)		Main Line Paoli	297 (14.6%)

NR = Not reported due to volume limitations

NA = Not applicable

SC = Surgical/surgery center

When ties occur, facilities are listed alphabetically.

* Main Line Bryn Mawr and Phoenixville were tied at 52.

Common outpatient procedures by payer breakdown

	Medicare	Medicaid	Commercial	Other*
Colonoscopy with/without Biopsy	31.3%	2.3%	61.2%	5.2%
Incision and Drainage of Ear Drum	3.5%	12.3%	69.2%	15.0%
Release of Carpal Tunnel and Other Nerves in Arms/Legs	35.1%	1.3%	60.8%	2.7%
Removal of Breast Tumor or Partial Mastectomy	30.4%	2.2%	63.0%	4.5%
Removal of Bunion and Repair of Toe Deformity	27.9%	2.6%	64.2%	5.3%
Removal of Cataract and Insertion of Lens	64.3%	0.9%	33.0%	1.8%
Removal of Gallbladder and/or Gallstones	19.7%	5.7%	71.5%	3.0%
Removal of Tonsils and Adenoids	2.4%	8.4%	79.2%	9.9%
Repair of Hernia in Groin	28.7%	3.4%	61.8%	6.1%
Repair of Torn Knee Cartilage	15.9%	1.2%	79.2%	3.7%

* Includes other government, self-pay and unknown payer.

Want to know what Medicare pays health care facilities in PA for common outpatient services such as cataract surgery, MRIs or biopsies? Then visit PHC4's website at www.phc4.org and click on the interactive database of Medicare Payment Information for Common Outpatient Services.

About PHC4

Created by the PA General Assembly in 1986, the PA Health Care Cost Containment Council (PHC4) is an independent state agency that collects, analyzes and reports information used to improve the quality and restrain the cost of health care in the state. Each year, more than 840,000 reports are downloaded from the PHC4 website and nearly 100 organizations and individuals access and use PHC4 data through special requests. PHC4 is governed by a 25-member board of directors, representing business, labor, consumers, health care providers, insurers and state government.

Joe Martin, Executive Director
225 Market Street, Suite 400, Harrisburg, PA 17101
717-232-6787 • www.phc4.org



Clarion County

Common Outpatient Procedures for Clarion County Residents in FY 2013



1 in 7. In FY 2013, 1 in 7 Clarion County residents (6,056) underwent an outpatient procedure in a Pennsylvania (PA) facility. Some of these residents had multiple outpatient procedure visits, for a total of 10,149 visits.

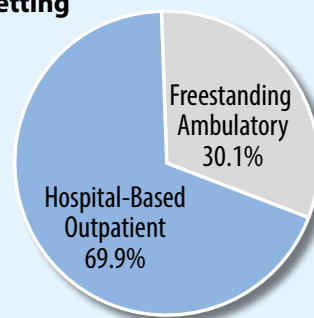
1.9 million. Statewide, 1.9 million PA residents had an outpatient procedure in a PA facility and about 27% of these had several outpatient procedure visits, for a total of 2.9 million visits in FY 2013.

PA Health Care Cost Containment Council



3.1 million. Overall, PHC4 collected 3.1 million outpatient procedure records (for PA and non-PA residents) from 174 hospital-based outpatient departments and 275 freestanding ambulatory surgery centers in FY 2013.

Outpatient Procedure Records by Setting



This report focuses on 10 outpatient procedures commonly performed in PA, with specific data shown for Clarion Co.

Common Outpatient Procedures	Total for County Residents	% Freestanding Ambulatory Center	% Hospital Outpatient Department	Procedure Rate per 10,000 Residents	
				County Rate	State Rate
Colonoscopy with/without Biopsy	1,011	17.1%	82.9%	255.0	325.4
Incision and Drainage of Ear Drum	65	23.1%	76.9%	16.4	17.4
Release of Carpal Tunnel and Other Nerves in Arms/Legs	177	20.9%	79.1%	44.6	28.2
Removal of Breast Tumor or Partial Mastectomy	34	11.8%	88.2%	8.6	14.2
Removal of Bunion and Repair of Toe Deformity	31	16.1%	83.9%	7.8	12.1
Removal of Cataract and Insertion of Lens	749	89.3%	10.7%	188.9	146.2
Removal of Gallbladder and/or Gallstones	102	0.0%	100.0%	25.7	19.8
Removal of Tonsils and Adenoids	101	13.9%	86.1%	25.5	19.1
Repair of Hernia in Groin	78	7.7%	92.3%	19.7	18.2
Repair of Torn Knee Cartilage	92	7.6%	92.4%	23.2	30.1

Notes: These procedures were defined using the Agency for Healthcare Research and Quality's Clinical Classifications Software. Outpatient procedures that were incorporated into inpatient records (e.g., outpatient diagnostic services for patients admitted to the hospital within 3 days of their outpatient visit) were not included here.

PHC4's outpatient procedure data, available through its special request program, is an important resource for health care facilities and providers, insurers, researchers, and consultants in studying issues such as access to care, cost and reimbursements, community need, and strategic planning.

Where did Clarion County residents have these outpatient procedures?

(Top 3 facilities by number of procedures)

	Top 3 Facilities	Number (%)		Top 3 Facilities	Number (%)
• Colonoscopy with/without Biopsy	Clarion	555 (54.9%)	• Removal of Cataract and Insertion of Lens	Laurel Laser/Brookville	612 (81.7%)
	Surgery & Laser	129 (12.8%)		Clarion	45 (6.0%)
	Brookville	89 (8.8%)		SC at Benbrook	20 (2.7%)
• Incision and Drainage of Ear Drum	DuBois Regional	21 (32.3%)	• Removal of Gallbladder and/or Gallstones	Clarion	53 (52.0%)
	CHP North SC	13 (20.0%)		UPMC Northwest	16 (15.7%)
	Clarion	10 (15.4%)		Brookville	13 (12.7%)
• Release of Carpal Tunnel and Other Nerves in Arms/Legs	Clarion	60 (33.9%)	• Removal of Tonsils and Adenoids	Clarion	33 (32.7%)
	UPMC Northwest	39 (22.0%)		UPMC Northwest	20 (19.8%)
	Western PA SC	17 (9.6%)		Children's Hosp Pgh/UPMC	16 (15.8%)
• Removal of Breast Tumor or Partial Mastectomy	Clarion	10 (29.4%)	• Repair of Hernia in Groin	Clarion	33 (42.3%)
	UPMC Northwest	6 (17.6%)		Brookville	10 (12.8%)
	NR	<5 (NR)		UPMC Northwest	10 (12.8%)
• Removal of Bunion and Repair of Toe Deformity	Clarion	16 (51.6%)	• Repair of Torn Knee Cartilage	Clarion	39 (42.4%)
	NR	<5 (NR)		UPMC Northwest	11 (12.0%)
	NR	<5 (NR)		* See footnote	7 (7.6%)

NR = Not reported due to volume limitations

NA = Not applicable

SC = Surgical/surgery center

When ties occur, facilities are listed alphabetically.

* ACMH and Butler Memorial were tied at 7.

Common outpatient procedures by payer breakdown

	Medicare	Medicaid	Commercial	Other*
Colonoscopy with/without Biopsy	41.4%	5.5%	47.2%	5.8%
Incision and Drainage of Ear Drum	12.3%	33.8%	40.0%	13.8%
Release of Carpal Tunnel and Other Nerves in Arms/Legs	27.1%	9.0%	53.7%	10.2%
Removal of Breast Tumor or Partial Mastectomy	61.8%	2.9%	35.3%	0.0%
Removal of Bunion and Repair of Toe Deformity	32.3%	3.2%	58.1%	6.5%
Removal of Cataract and Insertion of Lens	78.6%	0.9%	18.6%	1.9%
Removal of Gallbladder and/or Gallstones	25.5%	8.8%	52.0%	13.7%
Removal of Tonsils and Adenoids	0.0%	32.7%	60.4%	6.9%
Repair of Hernia in Groin	37.2%	5.1%	47.4%	10.3%
Repair of Torn Knee Cartilage	17.4%	2.2%	66.3%	14.1%

* Includes other government, self-pay and unknown payer.

Want to know what Medicare pays health care facilities in PA for common outpatient services such as cataract surgery, MRIs or biopsies? Then visit PHC4's website at www.phc4.org and click on the interactive database of Medicare Payment Information for Common Outpatient Services.

About PHC4

Created by the PA General Assembly in 1986, the PA Health Care Cost Containment Council (PHC4) is an independent state agency that collects, analyzes and reports information used to improve the quality and restrain the cost of health care in the state. Each year, more than 840,000 reports are downloaded from the PHC4 website and nearly 100 organizations and individuals access and use PHC4 data through special requests. PHC4 is governed by a 25-member board of directors, representing business, labor, consumers, health care providers, insurers and state government.

Joe Martin, Executive Director
225 Market Street, Suite 400, Harrisburg, PA 17101
717-232-6787 • www.phc4.org



Clearfield County

Common Outpatient Procedures for Clearfield County Residents in FY 2013



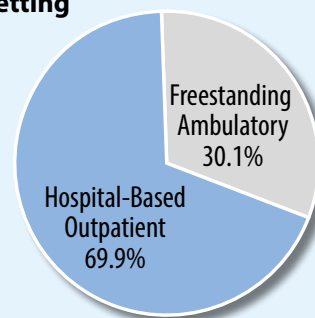
1 in 6. In FY 2013, 1 in 6 Clearfield County residents (12,874) underwent an outpatient procedure in a Pennsylvania (PA) facility. Some of these residents had multiple outpatient procedure visits, for a total of 18,559 visits.

1.9 million. Statewide, 1.9 million PA residents had an outpatient procedure in a PA facility and about 27% of these had several outpatient procedure visits, for a total of 2.9 million visits in FY 2013.



3.1 million. Overall, PHC4 collected 3.1 million outpatient procedure records (for PA and non-PA residents) from 174 hospital-based outpatient departments and 275 freestanding ambulatory surgery centers in FY 2013.

Outpatient Procedure Records by Setting



This report focuses on 10 outpatient procedures commonly performed in PA, with specific data shown for Clearfield Co.

Common Outpatient Procedures	Total for County Residents	% Freestanding Ambulatory Center	% Hospital Outpatient Department	Procedure Rate per 10,000 Residents	
				County Rate	State Rate
Colonoscopy with/without Biopsy	2,572	19.3%	80.7%	316.8	325.4
Incision and Drainage of Ear Drum	255	12.9%	87.1%	31.4	17.4
Release of Carpal Tunnel and Other Nerves in Arms/Legs	292	38.0%	62.0%	36.0	28.2
Removal of Breast Tumor or Partial Mastectomy	105	12.4%	87.6%	12.9	14.2
Removal of Bunion and Repair of Toe Deformity	86	20.9%	79.1%	10.6	12.1
Removal of Cataract and Insertion of Lens	1,350	47.8%	52.2%	166.3	146.2
Removal of Gallbladder and/or Gallstones	353	0.0%	100.0%	43.5	19.8
Removal of Tonsils and Adenoids	286	20.3%	79.7%	35.2	19.1
Repair of Hernia in Groin	177	3.4%	96.6%	21.8	18.2
Repair of Torn Knee Cartilage	276	47.8%	52.2%	34.0	30.1

Notes: These procedures were defined using the Agency for Healthcare Research and Quality's Clinical Classifications Software. Outpatient procedures that were incorporated into inpatient records (e.g., outpatient diagnostic services for patients admitted to the hospital within 3 days of their outpatient visit) were not included here.

PHC4's outpatient procedure data, available through its special request program, is an important resource for health care facilities and providers, insurers, researchers, and consultants in studying issues such as access to care, cost and reimbursements, community need, and strategic planning.

Where did Clearfield County residents have these outpatient procedures?

(Top 3 facilities by number of procedures)

	Top 3 Facilities	Number (%)		Top 3 Facilities	Number (%)
• Colonoscopy with/ without Biopsy	DuBois Regional	1,227 (47.7%)	• Removal of Cataract and Insertion of Lens	Laurel Laser/Brookville	426 (31.6%)
	Clearfield	530 (20.6%)		Clearfield	378 (28.0%)
	Geisinger Endo & SC	247 (9.6%)		DuBois Regional	281 (20.8%)
• Incision and Drainage of Ear Drum	DuBois Regional	169 (66.3%)	• Removal of Gallbladder and/or Gallstones	Clearfield	140 (39.7%)
	Clearfield	28 (11.0%)		DuBois Regional	135 (38.2%)
	Mount Nittany SC	21 (8.2%)		Mount Nittany	31 (8.8%)
• Release of Carpal Tunnel and Other Nerves in Arms/Legs	DuBois Regional	113 (38.7%)	• Removal of Tonsils and Adenoids	DuBois Regional	137 (47.9%)
	UOC Surgical Services	57 (19.5%)		Clearfield	49 (17.1%)
	Clearfield	44 (15.1%)		Mount Nittany SC	35 (12.2%)
• Removal of Breast Tumor or Partial Mastectomy	Clearfield	42 (40.0%)	• Repair of Hernia in Groin	Clearfield	65 (36.7%)
	DuBois Regional	23 (21.9%)		DuBois Regional	54 (30.5%)
	Mount Nittany SC	9 (8.6%)		Altoona Regional	14 (7.9%)
• Removal of Bunion and Repair of Toe Deformity	DuBois Regional	43 (50.0%)	• Repair of Torn Knee Cartilage	UOC Surgical Services	103 (37.3%)
	Clearfield	15 (17.4%)		DuBois Regional	82 (29.7%)
	Altoona Regional SC	10 (11.6%)		Clearfield	29 (10.5%)

NR = Not reported due to volume limitations

NA = Not applicable

SC = Surgical/surgery center

When ties occur, facilities are listed alphabetically.

Common outpatient procedures by payer breakdown

	Medicare	Medicaid	Commercial	Other*
Colonoscopy with/without Biopsy	36.5%	7.0%	52.8%	3.7%
Incision and Drainage of Ear Drum	14.5%	35.3%	47.8%	2.4%
Release of Carpal Tunnel and Other Nerves in Arms/Legs	27.7%	9.2%	58.6%	4.5%
Removal of Breast Tumor or Partial Mastectomy	35.2%	10.5%	50.5%	3.8%
Removal of Bunion and Repair of Toe Deformity	29.1%	4.7%	60.5%	5.8%
Removal of Cataract and Insertion of Lens	77.0%	2.1%	19.9%	1.1%
Removal of Gallbladder and/or Gallstones	19.5%	17.8%	60.6%	2.0%
Removal of Tonsils and Adenoids	1.0%	33.9%	59.4%	5.6%
Repair of Hernia in Groin	35.0%	7.9%	52.5%	4.5%
Repair of Torn Knee Cartilage	16.3%	6.2%	72.1%	5.4%

* Includes other government, self-pay and unknown payer.

Want to know what Medicare pays health care facilities in PA for common outpatient services such as cataract surgery, MRIs or biopsies? Then visit PHC4's website at www.phc4.org and click on the interactive database of Medicare Payment Information for Common Outpatient Services.

About PHC4

Created by the PA General Assembly in 1986, the PA Health Care Cost Containment Council (PHC4) is an independent state agency that collects, analyzes and reports information used to improve the quality and restrain the cost of health care in the state. Each year, more than 840,000 reports are downloaded from the PHC4 website and nearly 100 organizations and individuals access and use PHC4 data through special requests. PHC4 is governed by a 25-member board of directors, representing business, labor, consumers, health care providers, insurers and state government.

Joe Martin, Executive Director
225 Market Street, Suite 400, Harrisburg, PA 17101
717-232-6787 • www.phc4.org



Clinton County

Common Outpatient Procedures for Clinton County Residents in FY 2013



1 in 9. In FY 2013, 1 in 9 Clinton County residents (4,344) underwent an outpatient procedure in a Pennsylvania (PA) facility. Some of these residents had multiple outpatient procedure visits, for a total of 6,070 visits.

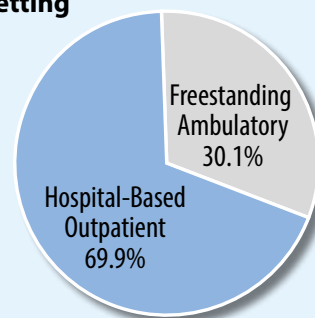
1.9 million. Statewide, 1.9 million PA residents had an outpatient procedure in a PA facility and about 27% of these had several outpatient procedure visits, for a total of 2.9 million visits in FY 2013.

PA Health Care Cost Containment Council



3.1 million. Overall, PHC4 collected 3.1 million outpatient procedure records (for PA and non-PA residents) from 174 hospital-based outpatient departments and 275 freestanding ambulatory surgery centers in FY 2013.

Outpatient Procedure Records by Setting



This report focuses on 10 outpatient procedures commonly performed in PA, with specific data shown for Clinton Co.

Common Outpatient Procedures	Total for County Residents	% Freestanding Ambulatory Center	% Hospital Outpatient Department	Procedure Rate per 10,000 Residents	
				County Rate	State Rate
Colonoscopy with/without Biopsy	1,091	35.7%	64.3%	276.1	325.4
Incision and Drainage of Ear Drum	42	78.6%	21.4%	10.6	17.4
Release of Carpal Tunnel and Other Nerves in Arms/Legs	70	37.1%	62.9%	17.7	28.2
Removal of Breast Tumor or Partial Mastectomy	8	12.5%	87.5%	2.0	14.2
Removal of Bunion and Repair of Toe Deformity	47	34.0%	66.0%	11.9	12.1
Removal of Cataract and Insertion of Lens	229	91.3%	8.7%	57.9	146.2
Removal of Gallbladder and/or Gallstones	63	0.0%	100.0%	15.9	19.8
Removal of Tonsils and Adenoids	32	59.4%	40.6%	8.1	19.1
Repair of Hernia in Groin	49	10.2%	89.8%	12.4	18.2
Repair of Torn Knee Cartilage	39	82.1%	17.9%	9.9	30.1

Notes: These procedures were defined using the Agency for Healthcare Research and Quality's Clinical Classifications Software. Outpatient procedures that were incorporated into inpatient records (e.g., outpatient diagnostic services for patients admitted to the hospital within 3 days of their outpatient visit) were not included here.

PHC4's outpatient procedure data, available through its special request program, is an important resource for health care facilities and providers, insurers, researchers, and consultants in studying issues such as access to care, cost and reimbursements, community need, and strategic planning.

Where did Clinton County residents have these outpatient procedures?

(Top 3 facilities by number of procedures)

	Top 3 Facilities	Number (%)		Top 3 Facilities	Number (%)
• Colonoscopy with/ without Biopsy	Jersey Shore	392 (35.9%)	• Removal of Cataract and Insertion of Lens	SC Central PA	190 (83.0%)
	Lock Haven	236 (21.6%)		Jersey Shore	14 (6.1%)
	Susquehanna Endoscopy	196 (18.0%)		Mount Nittany SC	7 (3.1%)
• Incision and Drainage of Ear Drum	Geisinger OP Woodbine	16 (38.1%)	• Removal of Gallbladder and/or Gallstones	Jersey Shore	38 (60.3%)
	Mount Nittany SC	13 (31.0%)		Mount Nittany	19 (30.2%)
	Geisinger/Danville	5 (11.9%)		Geisinger/Danville	5 (7.9%)
• Release of Carpal Tunnel and Other Nerves in Arms/Legs	Jersey Shore	41 (58.6%)	• Removal of Tonsils and Adenoids	Geisinger/Danville	9 (28.1%)
	UOC Surgical Services	16 (22.9%)		Geisinger OP Woodbine	8 (25.0%)
	Geisinger OP Woodbine	5 (7.1%)		Mount Nittany SC	6 (18.8%)
• Removal of Breast Tumor or Partial Mastectomy	NR	<5 (NR)	• Repair of Hernia in Groin	Jersey Shore	30 (61.2%)
	NR	<5 (NR)		Geisinger/Danville	9 (18.4%)
	NR	<5 (NR)		NR	<5 (NR)
• Removal of Bunion and Repair of Toe Deformity	Jersey Shore	30 (63.8%)	• Repair of Torn Knee Cartilage	UOC Surgical Services	19 (48.7%)
	Brookpark SC	7 (14.9%)		Mount Nittany SC	10 (25.6%)
	NR	<5 (NR)		Jersey Shore	5 (12.8%)

NR = Not reported due to volume limitations
 NA = Not applicable
 SC = Surgical/surgery center
 When ties occur, facilities are listed alphabetically.

Common outpatient procedures by payer breakdown

	Medicare	Medicaid	Commercial	Other*
Colonoscopy with/without Biopsy	32.2%	7.1%	56.5%	4.2%
Incision and Drainage of Ear Drum	0.0%	33.3%	61.9%	4.8%
Release of Carpal Tunnel and Other Nerves in Arms/Legs	21.4%	4.3%	70.0%	4.3%
Removal of Breast Tumor or Partial Mastectomy	50.0%	12.5%	37.5%	0.0%
Removal of Bunion and Repair of Toe Deformity	38.3%	6.4%	53.2%	2.1%
Removal of Cataract and Insertion of Lens	69.9%	3.1%	24.9%	2.2%
Removal of Gallbladder and/or Gallstones	20.6%	20.6%	52.4%	6.3%
Removal of Tonsils and Adenoids	0.0%	21.9%	75.0%	3.1%
Repair of Hernia in Groin	20.4%	6.1%	73.5%	0.0%
Repair of Torn Knee Cartilage	5.1%	7.7%	82.1%	5.1%

* Includes other government, self-pay and unknown payer.

Want to know what Medicare pays health care facilities in PA for common outpatient services such as cataract surgery, MRIs or biopsies? Then visit PHC4's website at www.phc4.org and click on the interactive database of Medicare Payment Information for Common Outpatient Services.

About PHC4

Created by the PA General Assembly in 1986, the PA Health Care Cost Containment Council (PHC4) is an independent state agency that collects, analyzes and reports information used to improve the quality and restrain the cost of health care in the state. Each year, more than 840,000 reports are downloaded from the PHC4 website and nearly 100 organizations and individuals access and use PHC4 data through special requests. PHC4 is governed by a 25-member board of directors, representing business, labor, consumers, health care providers, insurers and state government.

Joe Martin, Executive Director
 225 Market Street, Suite 400, Harrisburg, PA 17101
 717-232-6787 • www.phc4.org



Columbia County

Common Outpatient Procedures for Columbia County Residents in FY 2013



1 in 4. In FY 2013, 1 in 4 Columbia County residents (16,445) underwent an outpatient procedure in a Pennsylvania (PA) facility. Some of these residents had multiple outpatient procedure visits, for a total of 31,572 visits.

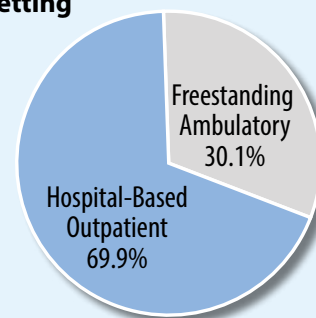
1.9 million. Statewide, 1.9 million PA residents had an outpatient procedure in a PA facility and about 27% of these had several outpatient procedure visits, for a total of 2.9 million visits in FY 2013.

PA Health Care Cost Containment Council



3.1 million. Overall, PHC4 collected 3.1 million outpatient procedure records (for PA and non-PA residents) from 174 hospital-based outpatient departments and 275 freestanding ambulatory surgery centers in FY 2013.

Outpatient Procedure Records by Setting



This report focuses on 10 outpatient procedures commonly performed in PA, with specific data shown for Columbia Co.

Common Outpatient Procedures	Total for County Residents	% Freestanding Ambulatory Center	% Hospital Outpatient Department	Procedure Rate per 10,000 Residents	
				County Rate	State Rate
Colonoscopy with/without Biopsy	1,944	35.0%	65.0%	290.6	325.4
Incision and Drainage of Ear Drum	152	68.4%	31.6%	22.7	17.4
Release of Carpal Tunnel and Other Nerves in Arms/Legs	314	60.5%	39.5%	46.9	28.2
Removal of Breast Tumor or Partial Mastectomy	92	4.3%	95.7%	13.8	14.2
Removal of Bunion and Repair of Toe Deformity	77	41.6%	58.4%	11.5	12.1
Removal of Cataract and Insertion of Lens	970	91.5%	8.5%	145.0	146.2
Removal of Gallbladder and/or Gallstones	191	1.0%	99.0%	28.6	19.8
Removal of Tonsils and Adenoids	134	49.3%	50.7%	20.0	19.1
Repair of Hernia in Groin	140	8.6%	91.4%	20.9	18.2
Repair of Torn Knee Cartilage	273	72.9%	27.1%	40.8	30.1

Notes: These procedures were defined using the Agency for Healthcare Research and Quality's Clinical Classifications Software. Outpatient procedures that were incorporated into inpatient records (e.g., outpatient diagnostic services for patients admitted to the hospital within 3 days of their outpatient visit) were not included here.

PHC4's outpatient procedure data, available through its special request program, is an important resource for health care facilities and providers, insurers, researchers, and consultants in studying issues such as access to care, cost and reimbursements, community need, and strategic planning.

Where did Columbia County residents have these outpatient procedures?

(Top 3 facilities by number of procedures)

	Top 3 Facilities	Number (%)		Top 3 Facilities	Number (%)
• Colonoscopy with/ without Biopsy	Geisinger OP Woodbine	544 (28.0%)	• Removal of Cataract and Insertion of Lens	Kingston Ophthalmology	371 (38.2%)
	Geisinger/Danville	483 (24.8%)		Geisinger OP Woodbine	311 (32.1%)
	Berwick	378 (19.4%)		Susquehanna SC	83 (8.6%)
• Incision and Drainage of Ear Drum	Susquehanna SC	58 (38.2%)	• Removal of Gallbladder and/or Gallstones	Geisinger/Danville	75 (39.3%)
	Geisinger OP Woodbine	42 (27.6%)		Geisinger-Bloomsburg	70 (36.6%)
	Geisinger/Danville	36 (23.7%)		Berwick	33 (17.3%)
• Release of Carpal Tunnel and Other Nerves in Arms/Legs	Geisinger OP Woodbine	82 (26.1%)	• Removal of Tonsils and Adenoids	Geisinger/Danville	52 (38.8%)
	Susquehanna SC	82 (26.1%)		Susquehanna SC	33 (24.6%)
	Geisinger-Bloomsburg	57 (18.2%)		Geisinger OP Woodbine	28 (20.9%)
• Removal of Breast Tumor or Partial Mastectomy	Geisinger/Danville	48 (52.2%)	• Repair of Hernia in Groin	Geisinger-Bloomsburg	53 (37.9%)
	Geisinger-Bloomsburg	19 (20.7%)		Geisinger/Danville	38 (27.1%)
	Berwick	17 (18.5%)		Berwick	34 (24.3%)
• Removal of Bunion and Repair of Toe Deformity	Geisinger OP Woodbine	19 (24.7%)	• Repair of Torn Knee Cartilage	Susquehanna SC	106 (38.8%)
	Berwick	18 (23.4%)		Geisinger OP Woodbine	59 (21.6%)
	Geisinger/Danville	15 (19.5%)		Geisinger-Bloomsburg	33 (12.1%)

NR = Not reported due to volume limitations
 NA = Not applicable
 SC = Surgical/surgery center
 When ties occur, facilities are listed alphabetically.

Common outpatient procedures by payer breakdown

	Medicare	Medicaid	Commercial	Other*
Colonoscopy with/without Biopsy	34.5%	2.2%	59.8%	3.6%
Incision and Drainage of Ear Drum	9.9%	23.0%	67.1%	0.0%
Release of Carpal Tunnel and Other Nerves in Arms/Legs	30.6%	3.2%	64.0%	2.2%
Removal of Breast Tumor or Partial Mastectomy	29.3%	3.3%	58.7%	8.7%
Removal of Bunion and Repair of Toe Deformity	19.5%	7.8%	68.8%	3.9%
Removal of Cataract and Insertion of Lens	77.5%	0.9%	20.5%	1.0%
Removal of Gallbladder and/or Gallstones	17.3%	9.9%	68.6%	4.2%
Removal of Tonsils and Adenoids	0.0%	22.4%	75.4%	2.2%
Repair of Hernia in Groin	30.7%	4.3%	56.4%	8.6%
Repair of Torn Knee Cartilage	18.7%	3.7%	74.7%	2.9%

* Includes other government, self-pay and unknown payer.

Want to know what Medicare pays health care facilities in PA for common outpatient services such as cataract surgery, MRIs or biopsies? Then visit PHC4's website at www.phc4.org and click on the interactive database of Medicare Payment Information for Common Outpatient Services.

About PHC4

Created by the PA General Assembly in 1986, the PA Health Care Cost Containment Council (PHC4) is an independent state agency that collects, analyzes and reports information used to improve the quality and restrain the cost of health care in the state. Each year, more than 840,000 reports are downloaded from the PHC4 website and nearly 100 organizations and individuals access and use PHC4 data through special requests. PHC4 is governed by a 25-member board of directors, representing business, labor, consumers, health care providers, insurers and state government.

Joe Martin, Executive Director
 225 Market Street, Suite 400, Harrisburg, PA 17101
 717-232-6787 • www.phc4.org



Crawford County

Common Outpatient Procedures for Crawford County Residents in FY 2013



1 in 7. In FY 2013, 1 in 7 Crawford County residents (12,411) underwent an outpatient procedure in a Pennsylvania (PA) facility. Some of these residents had multiple outpatient procedure visits, for a total of 24,368 visits.

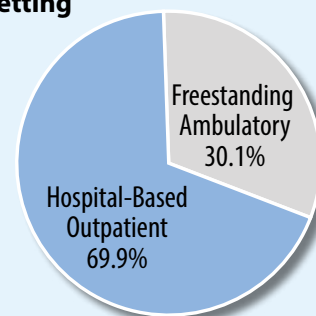
1.9 million. Statewide, 1.9 million PA residents had an outpatient procedure in a PA facility and about 27% of these had several outpatient procedure visits, for a total of 2.9 million visits in FY 2013.

PA Health Care Cost Containment Council



3.1 million. Overall, PHC4 collected 3.1 million outpatient procedure records (for PA and non-PA residents) from 174 hospital-based outpatient departments and 275 freestanding ambulatory surgery centers in FY 2013.

Outpatient Procedure Records by Setting



This report focuses on 10 outpatient procedures commonly performed in PA, with specific data shown for Crawford Co.

Common Outpatient Procedures	Total for County Residents	% Freestanding Ambulatory Center	% Hospital Outpatient Department	Procedure Rate per 10,000 Residents	
				County Rate	State Rate
Colonoscopy with/without Biopsy	3,081	12.1%	87.9%	351.7	325.4
Incision and Drainage of Ear Drum	240	14.6%	85.4%	27.4	17.4
Release of Carpal Tunnel and Other Nerves in Arms/Legs	310	37.1%	62.9%	35.4	28.2
Removal of Breast Tumor or Partial Mastectomy	100	10.0%	90.0%	11.4	14.2
Removal of Bunion and Repair of Toe Deformity	68	38.2%	61.8%	7.8	12.1
Removal of Cataract and Insertion of Lens	1,356	15.2%	84.8%	154.8	146.2
Removal of Gallbladder and/or Gallstones	313	0.0%	100.0%	35.7	19.8
Removal of Tonsils and Adenoids	195	19.0%	81.0%	22.3	19.1
Repair of Hernia in Groin	184	8.2%	91.8%	21.0	18.2
Repair of Torn Knee Cartilage	336	9.8%	90.2%	38.4	30.1

Notes: These procedures were defined using the Agency for Healthcare Research and Quality's Clinical Classifications Software. Outpatient procedures that were incorporated into inpatient records (e.g., outpatient diagnostic services for patients admitted to the hospital within 3 days of their outpatient visit) were not included here.

PHC4's outpatient procedure data, available through its special request program, is an important resource for health care facilities and providers, insurers, researchers, and consultants in studying issues such as access to care, cost and reimbursements, community need, and strategic planning.

Where did Crawford County residents have these outpatient procedures?

(Top 3 facilities by number of procedures)

	Top 3 Facilities	Number (%)		Top 3 Facilities	Number (%)
• Colonoscopy with/ without Biopsy	Meadville	2,165 (70.3%)	• Removal of Cataract and Insertion of Lens	Meadville	1,000 (73.7%)
	Titusville Area	220 (7.1%)		Laurel Laser/Brookville	50 (3.7%)
	UPMC Hamot SC	192 (6.2%)		Titusville Area	49 (3.6%)
• Incision and Drainage of Ear Drum	Meadville	151 (62.9%)	• Removal of Gallbladder and/or Gallstones	Meadville	155 (49.5%)
	Titusville Area	24 (10.0%)		Titusville Area	46 (14.7%)
	Saint Vincent SC Erie	14 (5.8%)		UPMC Hamot	38 (12.1%)
• Release of Carpal Tunnel and Other Nerves in Arms/Legs	Meadville	126 (40.6%)	• Removal of Tonsils and Adenoids	Meadville	110 (56.4%)
	Saint Vincent SC Erie	50 (16.1%)		Saint Vincent SC Erie	21 (10.8%)
	UPMC Hamot SC	36 (11.6%)		UPMC Northwest	11 (5.6%)
• Removal of Breast Tumor or Partial Mastectomy	Meadville	35 (35.0%)	• Repair of Hernia in Groin	Meadville	80 (43.5%)
	UPMC Hamot	14 (14.0%)		Titusville Area	28 (15.2%)
	UPMC Horizon	12 (12.0%)		Saint Vincent Health	13 (7.1%)
• Removal of Bunion and Repair of Toe Deformity	Meadville	29 (42.6%)	• Repair of Torn Knee Cartilage	Meadville	232 (69.0%)
	Village SC	17 (25.0%)		Edgewood Surgical	28 (8.3%)
	UPMC Hamot SC	8 (11.8%)		UPMC Horizon	18 (5.4%)

NR = Not reported due to volume limitations
 NA = Not applicable
 SC = Surgical/surgery center
 When ties occur, facilities are listed alphabetically.

Common outpatient procedures by payer breakdown

	Medicare	Medicaid	Commercial	Other*
Colonoscopy with/without Biopsy	29.7%	7.3%	59.9%	3.1%
Incision and Drainage of Ear Drum	3.3%	44.2%	48.8%	3.8%
Release of Carpal Tunnel and Other Nerves in Arms/Legs	34.5%	8.1%	54.8%	2.6%
Removal of Breast Tumor or Partial Mastectomy	44.0%	11.0%	39.0%	6.0%
Removal of Bunion and Repair of Toe Deformity	19.1%	2.9%	73.5%	4.4%
Removal of Cataract and Insertion of Lens	59.4%	1.8%	37.1%	1.7%
Removal of Gallbladder and/or Gallstones	18.2%	21.4%	53.4%	7.0%
Removal of Tonsils and Adenoids	3.1%	34.9%	57.4%	4.6%
Repair of Hernia in Groin	31.0%	7.6%	58.2%	3.3%
Repair of Torn Knee Cartilage	17.3%	8.3%	71.7%	2.7%

* Includes other government, self-pay and unknown payer.

Want to know what Medicare pays health care facilities in PA for common outpatient services such as cataract surgery, MRIs or biopsies? Then visit PHC4's website at www.phc4.org and click on the interactive database of Medicare Payment Information for Common Outpatient Services.

About PHC4

Created by the PA General Assembly in 1986, the PA Health Care Cost Containment Council (PHC4) is an independent state agency that collects, analyzes and reports information used to improve the quality and restrain the cost of health care in the state. Each year, more than 840,000 reports are downloaded from the PHC4 website and nearly 100 organizations and individuals access and use PHC4 data through special requests. PHC4 is governed by a 25-member board of directors, representing business, labor, consumers, health care providers, insurers and state government.

Joe Martin, Executive Director
 225 Market Street, Suite 400, Harrisburg, PA 17101
 717-232-6787 • www.phc4.org



Cumberland County

Common Outpatient Procedures for Cumberland County Residents in FY 2013



1 in 6. In FY 2013, 1 in 6 Cumberland County residents (42,492) underwent an outpatient procedure in a Pennsylvania (PA) facility. Some of these residents had multiple outpatient procedure visits, for a total of 67,976 visits.

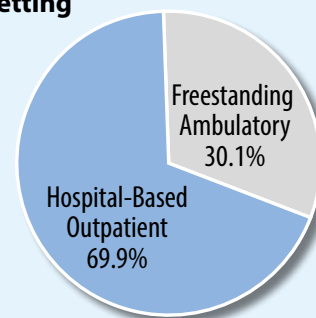
1.9 million. Statewide, 1.9 million PA residents had an outpatient procedure in a PA facility and about 27% of these had several outpatient procedure visits, for a total of 2.9 million visits in FY 2013.

PA Health Care Cost Containment Council



3.1 million. Overall, PHC4 collected 3.1 million outpatient procedure records (for PA and non-PA residents) from 174 hospital-based outpatient departments and 275 freestanding ambulatory surgery centers in FY 2013.

Outpatient Procedure Records by Setting



This report focuses on 10 outpatient procedures commonly performed in PA, with specific data shown for Cumberland Co.

Common Outpatient Procedures	Total for County Residents	% Freestanding Ambulatory Center	% Hospital Outpatient Department	Procedure Rate per 10,000 Residents	
				County Rate	State Rate
Colonoscopy with/without Biopsy	10,071	91.1%	8.9%	422.1	325.4
Incision and Drainage of Ear Drum	427	61.1%	38.9%	17.9	17.4
Release of Carpal Tunnel and Other Nerves in Arms/Legs	964	81.5%	18.5%	40.4	28.2
Removal of Breast Tumor or Partial Mastectomy	352	8.5%	91.5%	14.8	14.2
Removal of Bunion and Repair of Toe Deformity	441	64.2%	35.8%	18.5	12.1
Removal of Cataract and Insertion of Lens	4,442	97.7%	2.3%	186.2	146.2
Removal of Gallbladder and/or Gallstones	579	0.3%	99.7%	24.3	19.8
Removal of Tonsils and Adenoids	461	50.1%	49.9%	19.3	19.1
Repair of Hernia in Groin	575	24.9%	75.1%	24.1	18.2
Repair of Torn Knee Cartilage	1,065	77.5%	22.5%	44.6	30.1

Notes: These procedures were defined using the Agency for Healthcare Research and Quality's Clinical Classifications Software. Outpatient procedures that were incorporated into inpatient records (e.g., outpatient diagnostic services for patients admitted to the hospital within 3 days of their outpatient visit) were not included here.

PHC4's outpatient procedure data, available through its special request program, is an important resource for health care facilities and providers, insurers, researchers, and consultants in studying issues such as access to care, cost and reimbursements, community need, and strategic planning.

Where did Cumberland County residents have these outpatient procedures?

(Top 3 facilities by number of procedures)

	Top 3 Facilities	Number (%)		Top 3 Facilities	Number (%)
• Colonoscopy with/without Biopsy	West Shore Endoscopy	2,479 (24.6%)	• Removal of Cataract and Insertion of Lens	Ophthalmology & Surgical West Shore SC	1,822 (41.0%)
	Carlisle Endoscopy	1,992 (19.8%)		West Shore SC	985 (22.2%)
	Digestive Disease Inst	1,835 (18.2%)		Carlisle Outpatient SC	524 (11.8%)
• Incision and Drainage of Ear Drum	West Shore SC	118 (27.6%)	• Removal of Gallbladder and/or Gallstones	Holy Spirit	190 (32.8%)
	Susquehanna Valley SC	89 (20.8%)		Pinnacle Health	180 (31.1%)
	Holy Spirit	61 (14.3%)		Carlisle Regional	114 (19.7%)
• Release of Carpal Tunnel and Other Nerves in Arms/Legs	Grandview Surgery & Laser	395 (41.0%)	• Removal of Tonsils and Adenoids	West Shore SC	124 (26.9%)
	Ophthalmology & Surgical	101 (10.5%)		Holy Spirit	72 (15.6%)
	Carlisle Outpatient SC	97 (10.1%)		Susquehanna Valley SC	70 (15.2%)
• Removal of Breast Tumor or Partial Mastectomy	Pinnacle Health	121 (34.4%)	• Repair of Hernia in Groin	Pinnacle Health	154 (26.8%)
	Holy Spirit	103 (29.3%)		Holy Spirit	124 (21.6%)
	Carlisle Regional	72 (20.5%)		Carlisle Regional	105 (18.3%)
• Removal of Bunion and Repair of Toe Deformity	Grandview Surgery & Laser	117 (26.5%)	• Repair of Torn Knee Cartilage	Grandview Surgery & Laser	495 (46.5%)
	Holy Spirit	111 (25.2%)		Susquehanna Valley SC	123 (11.5%)
	West Shore SC	78 (17.7%)		Ophthalmology & Surgical	114 (10.7%)

NR = Not reported due to volume limitations
 NA = Not applicable
 SC = Surgical/surgery center
 When ties occur, facilities are listed alphabetically.

Common outpatient procedures by payer breakdown

	Medicare	Medicaid	Commercial	Other*
Colonoscopy with/without Biopsy	38.7%	1.8%	53.7%	5.9%
Incision and Drainage of Ear Drum	4.9%	15.5%	75.2%	4.4%
Release of Carpal Tunnel and Other Nerves in Arms/Legs	28.6%	4.9%	59.9%	6.6%
Removal of Breast Tumor or Partial Mastectomy	29.8%	2.3%	63.9%	4.0%
Removal of Bunion and Repair of Toe Deformity	28.1%	1.8%	62.8%	7.3%
Removal of Cataract and Insertion of Lens	70.1%	2.0%	24.2%	3.6%
Removal of Gallbladder and/or Gallstones	20.2%	5.5%	71.0%	3.3%
Removal of Tonsils and Adenoids	0.2%	14.1%	77.2%	8.5%
Repair of Hernia in Groin	27.8%	3.7%	62.1%	6.4%
Repair of Torn Knee Cartilage	20.8%	2.9%	70.0%	6.4%

* Includes other government, self-pay and unknown payer.

Want to know what Medicare pays health care facilities in PA for common outpatient services such as cataract surgery, MRIs or biopsies? Then visit PHC4's website at www.phc4.org and click on the interactive database of Medicare Payment Information for Common Outpatient Services.

About PHC4

Created by the PA General Assembly in 1986, the PA Health Care Cost Containment Council (PHC4) is an independent state agency that collects, analyzes and reports information used to improve the quality and restrain the cost of health care in the state. Each year, more than 840,000 reports are downloaded from the PHC4 website and nearly 100 organizations and individuals access and use PHC4 data through special requests. PHC4 is governed by a 25-member board of directors, representing business, labor, consumers, health care providers, insurers and state government.

Joe Martin, Executive Director
 225 Market Street, Suite 400, Harrisburg, PA 17101
 717-232-6787 • www.phc4.org



Dauphin County

Common Outpatient Procedures for Dauphin County Residents in FY 2013



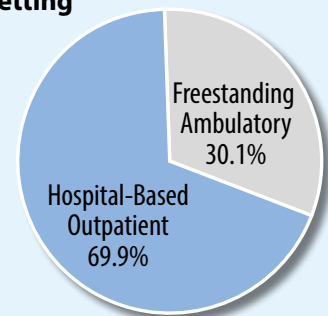
1 in 5. In FY 2013, 1 in 5 Dauphin County residents (51,538) underwent an outpatient procedure in a Pennsylvania (PA) facility. Some of these residents had multiple outpatient procedure visits, for a total of 94,214 visits.

1.9 million. Statewide, 1.9 million PA residents had an outpatient procedure in a PA facility and about 27% of these had several outpatient procedure visits, for a total of 2.9 million visits in FY 2013.



3.1 million. Overall, PHC4 collected 3.1 million outpatient procedure records (for PA and non-PA residents) from 174 hospital-based outpatient departments and 275 freestanding ambulatory surgery centers in FY 2013.

Outpatient Procedure Records by Setting



This report focuses on 10 outpatient procedures commonly performed in PA, with specific data shown for Dauphin Co.

Common Outpatient Procedures	Total for County Residents	% Freestanding Ambulatory Center	% Hospital Outpatient Department	Procedure Rate per 10,000 Residents	
				County Rate	State Rate
Colonoscopy with/without Biopsy	9,300	81.4%	18.6%	344.9	325.4
Incision and Drainage of Ear Drum	517	66.0%	34.0%	19.2	17.4
Release of Carpal Tunnel and Other Nerves in Arms/Legs	982	73.7%	26.3%	36.4	28.2
Removal of Breast Tumor or Partial Mastectomy	318	9.7%	90.3%	11.8	14.2
Removal of Bunion and Repair of Toe Deformity	401	44.4%	55.6%	14.9	12.1
Removal of Cataract and Insertion of Lens	4,007	93.6%	6.4%	148.6	146.2
Removal of Gallbladder and/or Gallstones	614	0.7%	99.3%	22.8	19.8
Removal of Tonsils and Adenoids	497	49.7%	50.3%	18.4	19.1
Repair of Hernia in Groin	521	19.4%	80.6%	19.3	18.2
Repair of Torn Knee Cartilage	1,103	74.1%	25.9%	40.9	30.1

Notes: These procedures were defined using the Agency for Healthcare Research and Quality's Clinical Classifications Software. Outpatient procedures that were incorporated into inpatient records (e.g., outpatient diagnostic services for patients admitted to the hospital within 3 days of their outpatient visit) were not included here.

PHC4's outpatient procedure data, available through its special request program, is an important resource for health care facilities and providers, insurers, researchers, and consultants in studying issues such as access to care, cost and reimbursements, community need, and strategic planning.

Where did Dauphin County residents have these outpatient procedures?

(Top 3 facilities by number of procedures)

	Top 3 Facilities	Number (%)		Top 3 Facilities	Number (%)
• Colonoscopy with/ without Biopsy	Harrisburg Endoscopy & SC	3,057 (32.9%)	• Removal of Cataract and Insertion of Lens	PA Eye SC	1,055 (26.3%)
	West Shore Endoscopy	1,622 (17.4%)		Ophthalmology SC	895 (22.3%)
	Hershey Endoscopy Center	1,316 (14.2%)		Susquehanna Valley SC	523 (13.1%)
• Incision and Drainage of Ear Drum	Susquehanna Valley SC	214 (41.4%)	• Removal of Gallbladder and/or Gallstones	Pinnacle Health	414 (67.4%)
	Milton S Hershey	100 (19.3%)		Milton S Hershey	110 (17.9%)
	* See footnote	52 (10.1%)		Holy Spirit	66 (10.7%)
• Release of Carpal Tunnel and Other Nerves in Arms/Legs	Susquehanna Valley SC	336 (34.2%)	• Removal of Tonsils and Adenoids	Susquehanna Valley SC	164 (33.0%)
	Grandview Surgery & Laser	235 (23.9%)		Milton S Hershey	159 (32.0%)
	Pinnacle Health	179 (18.2%)		West Shore SC	62 (12.5%)
• Removal of Breast Tumor or Partial Mastectomy	Pinnacle Health	186 (58.5%)	• Repair of Hernia in Groin	Pinnacle Health	268 (51.4%)
	Milton S Hershey	75 (23.6%)		Milton S Hershey	99 (19.0%)
	Hershey Outpatient SC	24 (7.5%)		West Shore SC	43 (8.3%)
• Removal of Bunion and Repair of Toe Deformity	Pinnacle Health	138 (34.4%)	• Repair of Torn Knee Cartilage	Susquehanna Valley SC	491 (44.5%)
	Susquehanna Valley SC	54 (13.5%)		Pinnacle Health	235 (21.3%)
	Grandview Surgery & Laser	48 (12.0%)		Grandview Surgery & Laser	232 (21.0%)

NR = Not reported due to volume limitations

NA = Not applicable

SC = Surgical/surgery center

When ties occur, facilities are listed alphabetically.

* Hershey Outpatient SC and West Shore SC were tied at 52.

Common outpatient procedures by payer breakdown

	Medicare	Medicaid	Commercial	Other*
Colonoscopy with/without Biopsy	28.3%	2.6%	66.5%	2.5%
Incision and Drainage of Ear Drum	2.9%	19.9%	73.7%	3.5%
Release of Carpal Tunnel and Other Nerves in Arms/Legs	24.7%	6.0%	67.1%	2.1%
Removal of Breast Tumor or Partial Mastectomy	35.5%	5.7%	56.0%	2.8%
Removal of Bunion and Repair of Toe Deformity	24.7%	8.0%	64.8%	2.5%
Removal of Cataract and Insertion of Lens	50.9%	3.5%	40.7%	5.0%
Removal of Gallbladder and/or Gallstones	16.6%	10.9%	68.4%	4.1%
Removal of Tonsils and Adenoids	0.6%	25.8%	70.0%	3.6%
Repair of Hernia in Groin	27.1%	7.7%	60.8%	4.4%
Repair of Torn Knee Cartilage	14.0%	4.1%	77.9%	4.1%

* Includes other government, self-pay and unknown payer.

Want to know what Medicare pays health care facilities in PA for common outpatient services such as cataract surgery, MRIs or biopsies? Then visit PHC4's website at www.phc4.org and click on the interactive database of Medicare Payment Information for Common Outpatient Services.

About PHC4

Created by the PA General Assembly in 1986, the PA Health Care Cost Containment Council (PHC4) is an independent state agency that collects, analyzes and reports information used to improve the quality and restrain the cost of health care in the state. Each year, more than 840,000 reports are downloaded from the PHC4 website and nearly 100 organizations and individuals access and use PHC4 data through special requests. PHC4 is governed by a 25-member board of directors, representing business, labor, consumers, health care providers, insurers and state government.

Joe Martin, Executive Director
225 Market Street, Suite 400, Harrisburg, PA 17101
717-232-6787 • www.phc4.org



Delaware County

Common Outpatient Procedures for Delaware County Residents in FY 2013



1 in 6. In FY 2013, 1 in 6 Delaware County residents (88,039) underwent an outpatient procedure in a Pennsylvania (PA) facility. Some of these residents had multiple outpatient procedure visits, for a total of 132,508 visits.

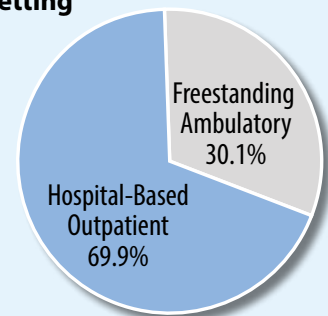
1.9 million. Statewide, 1.9 million PA residents had an outpatient procedure in a PA facility and about 27% of these had several outpatient procedure visits, for a total of 2.9 million visits in FY 2013.

PA Health Care Cost Containment Council



3.1 million. Overall, PHC4 collected 3.1 million outpatient procedure records (for PA and non-PA residents) from 174 hospital-based outpatient departments and 275 freestanding ambulatory surgery centers in FY 2013.

Outpatient Procedure Records by Setting



This report focuses on 10 outpatient procedures commonly performed in PA, with specific data shown for Delaware Co.

Common Outpatient Procedures	Total for County Residents	% Freestanding Ambulatory Center	% Hospital Outpatient Department	Procedure Rate per 10,000 Residents	
				County Rate	State Rate
Colonoscopy with/without Biopsy	19,792	61.4%	38.6%	352.7	325.4
Incision and Drainage of Ear Drum	622	50.2%	49.8%	11.1	17.4
Release of Carpal Tunnel and Other Nerves in Arms/Legs	1,048	46.9%	53.1%	18.7	28.2
Removal of Breast Tumor or Partial Mastectomy	833	4.8%	95.2%	14.8	14.2
Removal of Bunion and Repair of Toe Deformity	592	24.0%	76.0%	10.6	12.1
Removal of Cataract and Insertion of Lens	7,553	58.5%	41.5%	134.6	146.2
Removal of Gallbladder and/or Gallstones	583	0.0%	100.0%	10.4	19.8
Removal of Tonsils and Adenoids	657	37.3%	62.7%	11.7	19.1
Repair of Hernia in Groin	978	15.4%	84.6%	17.4	18.2
Repair of Torn Knee Cartilage	1,674	52.2%	47.8%	29.8	30.1

Notes: These procedures were defined using the Agency for Healthcare Research and Quality's Clinical Classifications Software. Outpatient procedures that were incorporated into inpatient records (e.g., outpatient diagnostic services for patients admitted to the hospital within 3 days of their outpatient visit) were not included here.

PHC4's outpatient procedure data, available through its special request program, is an important resource for health care facilities and providers, insurers, researchers, and consultants in studying issues such as access to care, cost and reimbursements, community need, and strategic planning.

Where did Delaware County residents have these outpatient procedures?

(Top 3 facilities by number of procedures)

	Top 3 Facilities	Number (%)		Top 3 Facilities	Number (%)
• Colonoscopy with/ without Biopsy	Manoa Diagnostic Center	2,287 (11.6%)	• Removal of Cataract and Insertion of Lens	Crozer SC at Brinton Lake	1,019 (13.5%)
	Bryn Mawr Med Specialists	2,173 (11.0%)		Crozer Keystone Haverford	1,009 (13.4%)
	Main Line Endoscopy/East	1,600 (8.1%)		Riddle Memorial	982 (13.0%)
• Incision and Drainage of Ear Drum	Children's Hosp Phila	135 (21.7%)	• Removal of Gallbladder and/or Gallstones	Delaware County Memorial	97 (16.6%)
	CHOP ASC Exton	132 (21.2%)		Riddle Memorial	84 (14.4%)
	Crozer SC at Brinton Lake	72 (11.6%)		Crozer Chester	79 (13.6%)
• Release of Carpal Tunnel and Other Nerves in Arms/Legs	Crozer SC at Brinton Lake	115 (11.0%)	• Removal of Tonsils and Adenoids	Children's Hosp Phila	97 (14.8%)
	Crozer Keystone Haverford	107 (10.2%)		Crozer SC at Brinton Lake	74 (11.3%)
	Riddle SC	106 (10.1%)		Riddle SC	58 (8.8%)
• Removal of Breast Tumor or Partial Mastectomy	Crozer Chester	141 (16.9%)	• Repair of Hernia in Groin	Main Line Bryn Mawr	190 (19.4%)
	Main Line Bryn Mawr	137 (16.4%)		Delaware County Memorial	118 (12.1%)
	Riddle Memorial	106 (12.7%)		Riddle Memorial	88 (9.0%)
• Removal of Bunion and Repair of Toe Deformity	Delaware County Memorial	102 (17.2%)	• Repair of Torn Knee Cartilage	Crozer Keystone Haverford	256 (15.3%)
	Main Line Bryn Mawr	69 (11.7%)		Crozer SC at Brinton Lake	234 (14.0%)
	Springfield	45 (7.6%)		Taylor	206 (12.3%)

NR = Not reported due to volume limitations
 NA = Not applicable
 SC = Surgical/surgery center
 When ties occur, facilities are listed alphabetically.

Common outpatient procedures by payer breakdown

	Medicare	Medicaid	Commercial	Other*
Colonoscopy with/without Biopsy	31.0%	3.8%	62.0%	3.2%
Incision and Drainage of Ear Drum	12.9%	19.5%	56.8%	10.9%
Release of Carpal Tunnel and Other Nerves in Arms/Legs	32.9%	6.1%	58.6%	2.4%
Removal of Breast Tumor or Partial Mastectomy	31.7%	6.2%	58.2%	3.8%
Removal of Bunion and Repair of Toe Deformity	26.0%	6.1%	63.9%	4.1%
Removal of Cataract and Insertion of Lens	67.7%	2.5%	27.0%	2.8%
Removal of Gallbladder and/or Gallstones	19.0%	10.6%	67.2%	3.1%
Removal of Tonsils and Adenoids	0.8%	22.4%	71.7%	5.2%
Repair of Hernia in Groin	31.1%	5.3%	58.5%	5.1%
Repair of Torn Knee Cartilage	14.0%	4.5%	77.2%	4.2%

* Includes other government, self-pay and unknown payer.

Want to know what Medicare pays health care facilities in PA for common outpatient services such as cataract surgery, MRIs or biopsies? Then visit PHC4's website at www.phc4.org and click on the interactive database of Medicare Payment Information for Common Outpatient Services.

About PHC4

Created by the PA General Assembly in 1986, the PA Health Care Cost Containment Council (PHC4) is an independent state agency that collects, analyzes and reports information used to improve the quality and restrain the cost of health care in the state. Each year, more than 840,000 reports are downloaded from the PHC4 website and nearly 100 organizations and individuals access and use PHC4 data through special requests. PHC4 is governed by a 25-member board of directors, representing business, labor, consumers, health care providers, insurers and state government.

Joe Martin, Executive Director
 225 Market Street, Suite 400, Harrisburg, PA 17101
 717-232-6787 • www.phc4.org



Elk County

Common Outpatient Procedures for Elk County Residents in FY 2013



1 in 6. In FY 2013, 1 in 6 Elk County residents (5,575) underwent an outpatient procedure in a Pennsylvania (PA) facility. Some of these residents had multiple outpatient procedure visits, for a total of 7,463 visits.

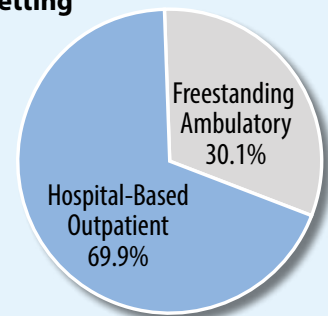
1.9 million. Statewide, 1.9 million PA residents had an outpatient procedure in a PA facility and about 27% of these had several outpatient procedure visits, for a total of 2.9 million visits in FY 2013.

PA Health Care Cost Containment Council



3.1 million. Overall, PHC4 collected 3.1 million outpatient procedure records (for PA and non-PA residents) from 174 hospital-based outpatient departments and 275 freestanding ambulatory surgery centers in FY 2013.

Outpatient Procedure Records by Setting



This report focuses on 10 outpatient procedures commonly performed in PA, with specific data shown for Elk Co.

Common Outpatient Procedures	Total for County Residents	% Freestanding Ambulatory Center	% Hospital Outpatient Department	Procedure Rate per 10,000 Residents	
				County Rate	State Rate
Colonoscopy with/without Biopsy	1,387	25.0%	75.0%	439.6	325.4
Incision and Drainage of Ear Drum	138	5.1%	94.9%	43.7	17.4
Release of Carpal Tunnel and Other Nerves in Arms/Legs	151	34.4%	65.6%	47.9	28.2
Removal of Breast Tumor or Partial Mastectomy	50	16.0%	84.0%	15.8	14.2
Removal of Bunion and Repair of Toe Deformity	54	22.2%	77.8%	17.1	12.1
Removal of Cataract and Insertion of Lens	723	83.8%	16.2%	229.2	146.2
Removal of Gallbladder and/or Gallstones	152	0.0%	100.0%	48.2	19.8
Removal of Tonsils and Adenoids	112	19.6%	80.4%	35.5	19.1
Repair of Hernia in Groin	82	18.3%	81.7%	26.0	18.2
Repair of Torn Knee Cartilage	148	50.7%	49.3%	46.9	30.1

Notes: These procedures were defined using the Agency for Healthcare Research and Quality's Clinical Classifications Software. Outpatient procedures that were incorporated into inpatient records (e.g., outpatient diagnostic services for patients admitted to the hospital within 3 days of their outpatient visit) were not included here.

PHC4's outpatient procedure data, available through its special request program, is an important resource for health care facilities and providers, insurers, researchers, and consultants in studying issues such as access to care, cost and reimbursements, community need, and strategic planning.

Where did Elk County residents have these outpatient procedures?

(Top 3 facilities by number of procedures)

	Top 3 Facilities	Number (%)		Top 3 Facilities	Number (%)
• Colonoscopy with/ without Biopsy	DuBois Regional	441 (31.8%)	• Removal of Cataract and Insertion of Lens	Regional ASC	375 (51.9%)
	Elk Regional	432 (31.1%)		Laurel Laser/Brookville	227 (31.4%)
	Regional ASC	298 (21.5%)		DuBois Regional	61 (8.4%)
• Incision and Drainage of Ear Drum	DuBois Regional	88 (63.8%)	• Removal of Gallbladder and/or Gallstones	Elk Regional	87 (57.2%)
	Elk Regional	35 (25.4%)		DuBois Regional	50 (32.9%)
	NR	<5 (NR)		Kane Community	8 (5.3%)
• Release of Carpal Tunnel and Other Nerves in Arms/Legs	Elk Regional	80 (53.0%)	• Removal of Tonsils and Adenoids	DuBois Regional	57 (50.9%)
	Regional ASC	28 (18.5%)		Elk Regional	24 (21.4%)
	UOC Surgical Services	14 (9.3%)		Regional ASC	18 (16.1%)
• Removal of Breast Tumor or Partial Mastectomy	Elk Regional	29 (58.0%)	• Repair of Hernia in Groin	Elk Regional	40 (48.8%)
	DuBois Regional	11 (22.0%)		DuBois Regional	20 (24.4%)
	Regional ASC	5 (10.0%)		Regional ASC	8 (9.8%)
• Removal of Bunion and Repair of Toe Deformity	Elk Regional	19 (35.2%)	• Repair of Torn Knee Cartilage	UOC Surgical Services	57 (38.5%)
	DuBois Regional	14 (25.9%)		Elk Regional	43 (29.1%)
	UOC Surgical Services	5 (9.3%)		DuBois Regional	17 (11.5%)

NR = Not reported due to volume limitations
 NA = Not applicable
 SC = Surgical/surgery center
 When ties occur, facilities are listed alphabetically.

Common outpatient procedures by payer breakdown

	Medicare	Medicaid	Commercial	Other*
Colonoscopy with/without Biopsy	36.6%	3.7%	55.7%	4.0%
Incision and Drainage of Ear Drum	12.3%	25.4%	55.1%	7.2%
Release of Carpal Tunnel and Other Nerves in Arms/Legs	28.5%	9.3%	58.9%	3.3%
Removal of Breast Tumor or Partial Mastectomy	36.0%	6.0%	50.0%	8.0%
Removal of Bunion and Repair of Toe Deformity	35.2%	1.9%	61.1%	1.9%
Removal of Cataract and Insertion of Lens	70.0%	1.0%	28.4%	0.7%
Removal of Gallbladder and/or Gallstones	22.4%	13.2%	58.6%	5.9%
Removal of Tonsils and Adenoids	0.9%	20.5%	75.9%	2.7%
Repair of Hernia in Groin	24.4%	8.5%	61.0%	6.1%
Repair of Torn Knee Cartilage	23.0%	0.7%	66.9%	9.5%

* Includes other government, self-pay and unknown payer.

Want to know what Medicare pays health care facilities in PA for common outpatient services such as cataract surgery, MRIs or biopsies? Then visit PHC4's website at www.phc4.org and click on the interactive database of Medicare Payment Information for Common Outpatient Services.

About PHC4

Created by the PA General Assembly in 1986, the PA Health Care Cost Containment Council (PHC4) is an independent state agency that collects, analyzes and reports information used to improve the quality and restrain the cost of health care in the state. Each year, more than 840,000 reports are downloaded from the PHC4 website and nearly 100 organizations and individuals access and use PHC4 data through special requests. PHC4 is governed by a 25-member board of directors, representing business, labor, consumers, health care providers, insurers and state government.

Joe Martin, Executive Director
 225 Market Street, Suite 400, Harrisburg, PA 17101
 717-232-6787 • www.phc4.org



Erie County

Common Outpatient Procedures for Erie County Residents in FY 2013



1 in 7. In FY 2013, 1 in 7 Erie County residents (40,559) underwent an outpatient procedure in a Pennsylvania (PA) facility. Some of these residents had multiple outpatient procedure visits, for a total of 59,261 visits.

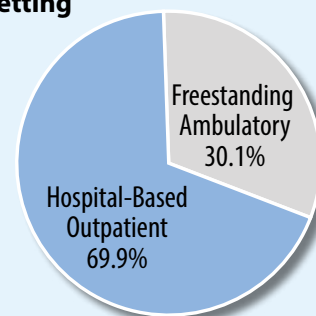
1.9 million. Statewide, 1.9 million PA residents had an outpatient procedure in a PA facility and about 27% of these had several outpatient procedure visits, for a total of 2.9 million visits in FY 2013.

PA Health Care Cost Containment Council



3.1 million. Overall, PHC4 collected 3.1 million outpatient procedure records (for PA and non-PA residents) from 174 hospital-based outpatient departments and 275 freestanding ambulatory surgery centers in FY 2013.

Outpatient Procedure Records by Setting



This report focuses on 10 outpatient procedures commonly performed in PA, with specific data shown for Erie Co.

Common Outpatient Procedures	Total for County Residents	% Freestanding Ambulatory Center	% Hospital Outpatient Department	Procedure Rate per 10,000 Residents	
				County Rate	State Rate
Colonoscopy with/without Biopsy	8,865	82.9%	17.1%	315.9	325.4
Incision and Drainage of Ear Drum	606	88.4%	11.6%	21.6	17.4
Release of Carpal Tunnel and Other Nerves in Arms/Legs	623	86.2%	13.8%	22.2	28.2
Removal of Breast Tumor or Partial Mastectomy	301	28.6%	71.4%	10.7	14.2
Removal of Bunion and Repair of Toe Deformity	430	85.1%	14.9%	15.3	12.1
Removal of Cataract and Insertion of Lens	3,866	95.6%	4.4%	137.8	146.2
Removal of Gallbladder and/or Gallstones	958	1.8%	98.2%	34.1	19.8
Removal of Tonsils and Adenoids	793	85.9%	14.1%	28.3	19.1
Repair of Hernia in Groin	549	35.7%	64.3%	19.6	18.2
Repair of Torn Knee Cartilage	944	83.7%	16.3%	33.6	30.1

Notes: These procedures were defined using the Agency for Healthcare Research and Quality's Clinical Classifications Software. Outpatient procedures that were incorporated into inpatient records (e.g., outpatient diagnostic services for patients admitted to the hospital within 3 days of their outpatient visit) were not included here.

PHC4's outpatient procedure data, available through its special request program, is an important resource for health care facilities and providers, insurers, researchers, and consultants in studying issues such as access to care, cost and reimbursements, community need, and strategic planning.

Where did Erie County residents have these outpatient procedures?

(Top 3 facilities by number of procedures)

	Top 3 Facilities	Number (%)		Top 3 Facilities	Number (%)
• Colonoscopy with/ without Biopsy	UPMC Hamot SC	4,668 (52.7%)	• Removal of Cataract and Insertion of Lens	Saint Vincent SC Erie	2,025 (52.4%)
	Saint Vincent Endoscopy	1,877 (21.2%)		Village SC	828 (21.4%)
	Village SC	699 (7.9%)		UPMC Hamot SC	793 (20.5%)
• Incision and Drainage of Ear Drum	Saint Vincent SC Erie	260 (42.9%)	• Removal of Gallbladder and/or Gallstones	UPMC Hamot	403 (42.1%)
	UPMC Hamot SC	234 (38.6%)		Saint Vincent Health	370 (38.6%)
	Village SC	32 (5.3%)		Millcreek Community	126 (13.2%)
• Release of Carpal Tunnel and Other Nerves in Arms/Legs	Saint Vincent SC Erie	261 (41.9%)	• Removal of Tonsils and Adenoids	Saint Vincent SC Erie	337 (42.5%)
	UPMC Hamot SC	197 (31.6%)		UPMC Hamot SC	288 (36.3%)
	Village SC	75 (12.0%)		UPMC Hamot	49 (6.2%)
• Removal of Breast Tumor or Partial Mastectomy	UPMC Hamot	141 (46.8%)	• Repair of Hernia in Groin	Saint Vincent Health	184 (33.5%)
	Saint Vincent SC Erie	47 (15.6%)		UPMC Hamot SC	163 (29.7%)
	Saint Vincent Health	46 (15.3%)		UPMC Hamot	102 (18.6%)
• Removal of Bunion and Repair of Toe Deformity	Village SC	196 (45.6%)	• Repair of Torn Knee Cartilage	Saint Vincent SC Erie	385 (40.8%)
	UPMC Hamot SC	124 (28.8%)		Village SC	235 (24.9%)
	Saint Vincent SC Erie	39 (9.1%)		UPMC Hamot SC	164 (17.4%)

NR = Not reported due to volume limitations
 NA = Not applicable
 SC = Surgical/surgery center
 When ties occur, facilities are listed alphabetically.

Common outpatient procedures by payer breakdown

	Medicare	Medicaid	Commercial	Other*
Colonoscopy with/without Biopsy	30.4%	7.9%	59.1%	2.6%
Incision and Drainage of Ear Drum	1.5%	43.1%	53.0%	2.5%
Release of Carpal Tunnel and Other Nerves in Arms/Legs	34.7%	10.3%	53.5%	1.6%
Removal of Breast Tumor or Partial Mastectomy	31.2%	11.6%	46.8%	10.3%
Removal of Bunion and Repair of Toe Deformity	26.3%	6.7%	63.0%	4.0%
Removal of Cataract and Insertion of Lens	73.7%	2.6%	22.4%	1.4%
Removal of Gallbladder and/or Gallstones	17.1%	18.1%	55.6%	9.2%
Removal of Tonsils and Adenoids	0.9%	36.2%	60.0%	2.9%
Repair of Hernia in Groin	26.6%	11.5%	56.1%	5.8%
Repair of Torn Knee Cartilage	19.2%	4.3%	74.0%	2.4%

* Includes other government, self-pay and unknown payer.

Want to know what Medicare pays health care facilities in PA for common outpatient services such as cataract surgery, MRIs or biopsies? Then visit PHC4's website at www.phc4.org and click on the interactive database of Medicare Payment Information for Common Outpatient Services.

About PHC4

Created by the PA General Assembly in 1986, the PA Health Care Cost Containment Council (PHC4) is an independent state agency that collects, analyzes and reports information used to improve the quality and restrain the cost of health care in the state. Each year, more than 840,000 reports are downloaded from the PHC4 website and nearly 100 organizations and individuals access and use PHC4 data through special requests. PHC4 is governed by a 25-member board of directors, representing business, labor, consumers, health care providers, insurers and state government.

Joe Martin, Executive Director
 225 Market Street, Suite 400, Harrisburg, PA 17101
 717-232-6787 • www.phc4.org



Fayette County

Common Outpatient Procedures for Fayette County Residents in FY 2013



1 in 6. In FY 2013, 1 in 6 Fayette County residents (20,917) underwent an outpatient procedure in a Pennsylvania (PA) facility. Some of these residents had multiple outpatient procedure visits, for a total of 30,756 visits.

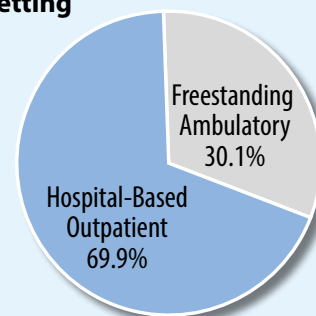
1.9 million. Statewide, 1.9 million PA residents had an outpatient procedure in a PA facility and about 27% of these had several outpatient procedure visits, for a total of 2.9 million visits in FY 2013.

PA Health Care Cost Containment Council



3.1 million. Overall, PHC4 collected 3.1 million outpatient procedure records (for PA and non-PA residents) from 174 hospital-based outpatient departments and 275 freestanding ambulatory surgery centers in FY 2013.

Outpatient Procedure Records by Setting



This report focuses on 10 outpatient procedures commonly performed in PA, with specific data shown for Fayette Co.

Common Outpatient Procedures	Total for County Residents	% Freestanding Ambulatory Center	% Hospital Outpatient Department	Procedure Rate per 10,000 Residents	
				County Rate	State Rate
Colonoscopy with/without Biopsy	6,548	64.8%	35.2%	482.7	325.4
Incision and Drainage of Ear Drum	220	30.5%	69.5%	16.2	17.4
Release of Carpal Tunnel and Other Nerves in Arms/Legs	562	16.9%	83.1%	41.4	28.2
Removal of Breast Tumor or Partial Mastectomy	185	8.1%	91.9%	13.6	14.2
Removal of Bunion and Repair of Toe Deformity	111	35.1%	64.9%	8.2	12.1
Removal of Cataract and Insertion of Lens	2,353	62.0%	38.0%	173.4	146.2
Removal of Gallbladder and/or Gallstones	636	0.0%	100.0%	46.9	19.8
Removal of Tonsils and Adenoids	299	20.1%	79.9%	22.0	19.1
Repair of Hernia in Groin	237	4.2%	95.8%	17.5	18.2
Repair of Torn Knee Cartilage	438	11.0%	89.0%	32.3	30.1

Notes: These procedures were defined using the Agency for Healthcare Research and Quality's Clinical Classifications Software. Outpatient procedures that were incorporated into inpatient records (e.g., outpatient diagnostic services for patients admitted to the hospital within 3 days of their outpatient visit) were not included here.

PHC4's outpatient procedure data, available through its special request program, is an important resource for health care facilities and providers, insurers, researchers, and consultants in studying issues such as access to care, cost and reimbursements, community need, and strategic planning.

Where did Fayette County residents have these outpatient procedures?

(Top 3 facilities by number of procedures)

	Top 3 Facilities	Number (%)		Top 3 Facilities	Number (%)
• Colonoscopy with/without Biopsy	Southwestern Endoscopy	3,710 (56.7%)	• Removal of Cataract and Insertion of Lens	Uniontown	675 (28.7%)
	Uniontown	745 (11.4%)		Southwestern PA Eye SC	400 (17.0%)
	Frick	507 (7.7%)		Mt Pleasant SC	301 (12.8%)
• Incision and Drainage of Ear Drum	Uniontown	66 (30.0%)	• Removal of Gallbladder and/or Gallstones	Uniontown	392 (61.6%)
	CHP North SC	55 (25.0%)		Highlands	61 (9.6%)
	Children's Hosp Pgh/UPMC	33 (15.0%)		Monongahela Valley	57 (9.0%)
• Release of Carpal Tunnel and Other Nerves in Arms/Legs	Uniontown	281 (50.0%)	• Removal of Tonsils and Adenoids	Uniontown	111 (37.1%)
	Monongahela Valley	38 (6.8%)		Children's Hosp Pgh/UPMC	52 (17.4%)
	* See footnote	29 (5.2%)		CHP North SC	42 (14.0%)
• Removal of Breast Tumor or Partial Mastectomy	Uniontown	78 (42.2%)	• Repair of Hernia in Groin	Uniontown	100 (42.2%)
	Magee Womens/UPMC	26 (14.1%)		Monongahela Valley	24 (10.1%)
	Monongahela Valley	23 (12.4%)		** See footnote	18 (7.6%)
• Removal of Bunion and Repair of Toe Deformity	Uniontown	44 (39.6%)	• Repair of Torn Knee Cartilage	Uniontown	205 (46.8%)
	UPMC Mercy South Side SC	16 (14.4%)		Monongahela Valley	76 (17.4%)
	Monongahela Valley	12 (10.8%)		Excelsa Hlth Westmoreland	26 (5.9%)

NR = Not reported due to volume limitations

NA = Not applicable

SC = Surgical/surgery center

When ties occur, facilities are listed alphabetically.

* Jefferson Regional and UPMC St. Margaret OP Ctr were tied at 29.

** Highlands and Jefferson Regional were tied at 18.

Common outpatient procedures by payer breakdown

	Medicare	Medicaid	Commercial	Other*
Colonoscopy with/without Biopsy	39.0%	9.4%	48.3%	3.3%
Incision and Drainage of Ear Drum	9.1%	45.5%	37.7%	7.7%
Release of Carpal Tunnel and Other Nerves in Arms/Legs	31.1%	18.0%	43.4%	7.5%
Removal of Breast Tumor or Partial Mastectomy	34.1%	12.4%	44.3%	9.2%
Removal of Bunion and Repair of Toe Deformity	33.3%	14.4%	47.7%	4.5%
Removal of Cataract and Insertion of Lens	74.7%	4.1%	18.5%	2.7%
Removal of Gallbladder and/or Gallstones	20.0%	23.6%	46.5%	9.9%
Removal of Tonsils and Adenoids	3.7%	44.5%	42.8%	9.0%
Repair of Hernia in Groin	32.5%	11.4%	46.4%	9.7%
Repair of Torn Knee Cartilage	19.2%	18.3%	54.8%	7.8%

* Includes other government, self-pay and unknown payer.

Want to know what Medicare pays health care facilities in PA for common outpatient services such as cataract surgery, MRIs or biopsies? Then visit PHC4's website at www.phc4.org and click on the interactive database of Medicare Payment Information for Common Outpatient Services.

About PHC4

Created by the PA General Assembly in 1986, the PA Health Care Cost Containment Council (PHC4) is an independent state agency that collects, analyzes and reports information used to improve the quality and restrain the cost of health care in the state. Each year, more than 840,000 reports are downloaded from the PHC4 website and nearly 100 organizations and individuals access and use PHC4 data through special requests. PHC4 is governed by a 25-member board of directors, representing business, labor, consumers, health care providers, insurers and state government.

Joe Martin, Executive Director
225 Market Street, Suite 400, Harrisburg, PA 17101
717-232-6787 • www.phc4.org



Forest County

Common Outpatient Procedures for Forest County Residents in FY 2013



1 in 8. In FY 2013, 1 in 8 Forest County residents (985) underwent an outpatient procedure in a Pennsylvania (PA) facility. Some of these residents had multiple outpatient procedure visits, for a total of 1,471 visits.

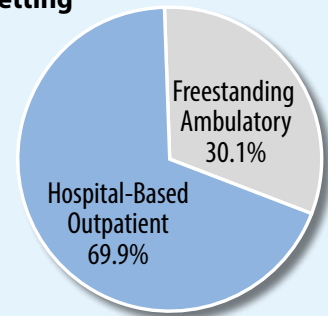
1.9 million. Statewide, 1.9 million PA residents had an outpatient procedure in a PA facility and about 27% of these had several outpatient procedure visits, for a total of 2.9 million visits in FY 2013.

PA Health Care Cost Containment Council



3.1 million. Overall, PHC4 collected 3.1 million outpatient procedure records (for PA and non-PA residents) from 174 hospital-based outpatient departments and 275 freestanding ambulatory surgery centers in FY 2013.

Outpatient Procedure Records by Setting



This report focuses on 10 outpatient procedures commonly performed in PA, with specific data shown for Forest Co.

Common Outpatient Procedures	Total for County Residents	% Freestanding Ambulatory Center	% Hospital Outpatient Department	Procedure Rate per 10,000 Residents	
				County Rate	State Rate
Colonoscopy with/without Biopsy	195	23.1%	76.9%	254.3	325.4
Incision and Drainage of Ear Drum	12	8.3%	91.7%	15.7	17.4
Release of Carpal Tunnel and Other Nerves in Arms/Legs	36	8.3%	91.7%	47.0	28.2
Removal of Breast Tumor or Partial Mastectomy	<5	NR	NR	NR	14.2
Removal of Bunion and Repair of Toe Deformity	<5	NR	NR	NR	12.1
Removal of Cataract and Insertion of Lens	130	80.8%	19.2%	169.6	146.2
Removal of Gallbladder and/or Gallstones	15	0.0%	100.0%	19.6	19.8
Removal of Tonsils and Adenoids	17	11.8%	88.2%	22.2	19.1
Repair of Hernia in Groin	9	0.0%	100.0%	11.7	18.2
Repair of Torn Knee Cartilage	20	15.0%	85.0%	26.1	30.1

Notes: These procedures were defined using the Agency for Healthcare Research and Quality's Clinical Classifications Software. Outpatient procedures that were incorporated into inpatient records (e.g., outpatient diagnostic services for patients admitted to the hospital within 3 days of their outpatient visit) were not included here.

NR = Not reported due to volume limitations

PHC4's outpatient procedure data, available through its special request program, is an important resource for health care facilities and providers, insurers, researchers, and consultants in studying issues such as access to care, cost and reimbursements, community need, and strategic planning.

Where did Forest County residents have these outpatient procedures?

(Top 3 facilities by number of procedures)

	Top 3 Facilities	Number (%)		Top 3 Facilities	Number (%)
• Colonoscopy with/ without Biopsy	Clarion	55 (28.2%)	• Removal of Cataract and Insertion of Lens	Laurel Laser/Brookville	80 (61.5%)
	Titusville Area	29 (14.9%)		Community SC	13 (10.0%)
	Surgery & Laser	27 (13.8%)		Titusville Area	9 (6.9%)
• Incision and Drainage of Ear Drum	UPMC Northwest	5 (41.7%)	• Removal of Gallbladder and/or Gallstones	NR	<5 (NR)
	NR	<5 (NR)		NR	<5 (NR)
	NR	<5 (NR)		NR	<5 (NR)
• Release of Carpal Tunnel and Other Nerves in Arms/Legs	Clarion	13 (36.1%)	• Removal of Tonsils and Adenoids	DuBois Regional	9 (52.9%)
	UPMC Northwest	10 (27.8%)		NR	<5 (NR)
	NR	<5 (NR)		NR	<5 (NR)
• Removal of Breast Tumor or Partial Mastectomy	NR	<5 (NR)	• Repair of Hernia in Groin	NR	<5 (NR)
	NR	<5 (NR)		NR	<5 (NR)
	NR	<5 (NR)		NR	<5 (NR)
• Removal of Bunion and Repair of Toe Deformity	NR	<5 (NR)	• Repair of Torn Knee Cartilage	UPMC Northwest	7 (35.0%)
	NR	<5 (NR)		Clarion	5 (25.0%)
	NR	<5 (NR)		NR	<5 (NR)

NR = Not reported due to volume limitations
 NA = Not applicable
 SC = Surgical/surgery center
 When ties occur, facilities are listed alphabetically.

Common outpatient procedures by payer breakdown

	Medicare	Medicaid	Commercial	Other*
Colonoscopy with/without Biopsy	41.5%	5.1%	44.1%	9.2%
Incision and Drainage of Ear Drum	0.0%	33.3%	58.3%	8.3%
Release of Carpal Tunnel and Other Nerves in Arms/Legs	38.9%	11.1%	41.7%	8.3%
Removal of Breast Tumor or Partial Mastectomy	NR	NR	NR	NR
Removal of Bunion and Repair of Toe Deformity	NR	NR	NR	NR
Removal of Cataract and Insertion of Lens	73.8%	2.3%	23.1%	0.8%
Removal of Gallbladder and/or Gallstones	53.3%	13.3%	26.7%	6.7%
Removal of Tonsils and Adenoids	5.9%	41.2%	47.1%	5.9%
Repair of Hernia in Groin	22.2%	0.0%	33.3%	44.4%
Repair of Torn Knee Cartilage	15.0%	0.0%	70.0%	15.0%

Want to know what Medicare pays health care facilities in PA for common outpatient services such as cataract surgery, MRIs or biopsies? Then visit PHC4's website at www.phc4.org and click on the interactive database of Medicare Payment Information for Common Outpatient Services.

* Includes other government, self-pay and unknown payer.
 NR = Not reported due to volume limitations

About PHC4

Created by the PA General Assembly in 1986, the PA Health Care Cost Containment Council (PHC4) is an independent state agency that collects, analyzes and reports information used to improve the quality and restrain the cost of health care in the state. Each year, more than 840,000 reports are downloaded from the PHC4 website and nearly 100 organizations and individuals access and use PHC4 data through special requests. PHC4 is governed by a 25-member board of directors, representing business, labor, consumers, health care providers, insurers and state government.

Joe Martin, Executive Director
 225 Market Street, Suite 400, Harrisburg, PA 17101
 717-232-6787 • www.phc4.org



Franklin County

Common Outpatient Procedures for Franklin County Residents in FY 2013

Franklin County

1 in 11. In FY 2013, 1 in 11 Franklin County residents (14,285) underwent an outpatient procedure in a Pennsylvania (PA) facility. Some of these residents had multiple outpatient procedure visits, for a total of 19,206 visits.

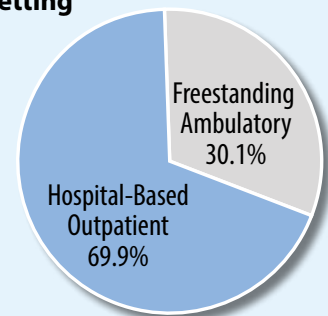
1.9 million. Statewide, 1.9 million PA residents had an outpatient procedure in a PA facility and about 27% of these had several outpatient procedure visits, for a total of 2.9 million visits in FY 2013.

PA Health Care Cost Containment Council



3.1 million. Overall, PHC4 collected 3.1 million outpatient procedure records (for PA and non-PA residents) from 174 hospital-based outpatient departments and 275 freestanding ambulatory surgery centers in FY 2013.

Outpatient Procedure Records by Setting



This report focuses on 10 outpatient procedures commonly performed in PA, with specific data shown for Franklin Co.

Common Outpatient Procedures	Total for County Residents	% Freestanding Ambulatory Center	% Hospital Outpatient Department	Procedure Rate per 10,000 Residents	
				County Rate	State Rate
Colonoscopy with/without Biopsy	3,181	64.1%	35.9%	210.3	325.4
Incision and Drainage of Ear Drum	190	84.2%	15.8%	12.6	17.4
Release of Carpal Tunnel and Other Nerves in Arms/Legs	364	47.5%	52.5%	24.1	28.2
Removal of Breast Tumor or Partial Mastectomy	148	43.2%	56.8%	9.8	14.2
Removal of Bunion and Repair of Toe Deformity	130	46.9%	53.1%	8.6	12.1
Removal of Cataract and Insertion of Lens	1,723	91.2%	8.8%	113.9	146.2
Removal of Gallbladder and/or Gallstones	428	0.0%	100.0%	28.3	19.8
Removal of Tonsils and Adenoids	280	72.1%	27.9%	18.5	19.1
Repair of Hernia in Groin	282	23.0%	77.0%	18.6	18.2
Repair of Torn Knee Cartilage	319	52.7%	47.3%	21.1	30.1

Notes: These procedures were defined using the Agency for Healthcare Research and Quality's Clinical Classifications Software. Outpatient procedures that were incorporated into inpatient records (e.g., outpatient diagnostic services for patients admitted to the hospital within 3 days of their outpatient visit) were not included here.

PHC4's outpatient procedure data, available through its special request program, is an important resource for health care facilities and providers, insurers, researchers, and consultants in studying issues such as access to care, cost and reimbursements, community need, and strategic planning.

Where did Franklin County residents have these outpatient procedures?

(Top 3 facilities by number of procedures)

	Top 3 Facilities	Number (%)		Top 3 Facilities	Number (%)
• Colonoscopy with/ without Biopsy	Chambersburg Endoscopy	1,870 (58.8%)	• Removal of Cataract and Insertion of Lens	Ludwick Laser & SC	1,026 (59.5%)
	Waynesboro	978 (30.7%)		Roy A. Himelfarb SC	374 (21.7%)
	Chambersburg	51 (1.6%)		Fulton County	110 (6.4%)
• Incision and Drainage of Ear Drum	Roy A. Himelfarb SC	152 (80.0%)	• Removal of Gallbladder and/or Gallstones	Chambersburg	330 (77.1%)
	Chambersburg	13 (6.8%)		Waynesboro	76 (17.8%)
	Milton S Hershey	9 (4.7%)		Fulton County	7 (1.6%)
• Release of Carpal Tunnel and Other Nerves in Arms/Legs	Roy A. Himelfarb SC	149 (40.9%)	• Removal of Tonsils and Adenoids	Roy A. Himelfarb SC	198 (70.7%)
	Chambersburg	128 (35.2%)		Chambersburg	55 (19.6%)
	Waynesboro	43 (11.8%)		Milton S Hershey	8 (2.9%)
• Removal of Breast Tumor or Partial Mastectomy	Roy A. Himelfarb SC	61 (41.2%)	• Repair of Hernia in Groin	Chambersburg	134 (47.5%)
	Chambersburg	54 (36.5%)		Waynesboro	65 (23.0%)
	Waynesboro	21 (14.2%)		Roy A. Himelfarb SC	58 (20.6%)
• Removal of Bunion and Repair of Toe Deformity	Roy A. Himelfarb SC	53 (40.8%)	• Repair of Torn Knee Cartilage	Roy A. Himelfarb SC	144 (45.1%)
	Waynesboro	32 (24.6%)		Chambersburg	93 (29.2%)
	Chambersburg	24 (18.5%)		Waynesboro	34 (10.7%)

NR = Not reported due to volume limitations
 NA = Not applicable
 SC = Surgical/surgery center
 When ties occur, facilities are listed alphabetically.

Common outpatient procedures by payer breakdown

	Medicare	Medicaid	Commercial	Other*
Colonoscopy with/without Biopsy	39.4%	3.9%	52.0%	4.7%
Incision and Drainage of Ear Drum	2.1%	32.1%	64.7%	1.1%
Release of Carpal Tunnel and Other Nerves in Arms/Legs	39.0%	9.6%	47.5%	3.8%
Removal of Breast Tumor or Partial Mastectomy	50.7%	8.1%	36.5%	4.7%
Removal of Bunion and Repair of Toe Deformity	35.4%	6.9%	55.4%	2.3%
Removal of Cataract and Insertion of Lens	78.2%	1.3%	17.9%	2.6%
Removal of Gallbladder and/or Gallstones	22.2%	14.3%	58.6%	4.9%
Removal of Tonsils and Adenoids	0.7%	28.9%	66.4%	3.9%
Repair of Hernia in Groin	36.5%	6.7%	52.1%	4.6%
Repair of Torn Knee Cartilage	23.5%	6.3%	65.5%	4.7%

Want to know what Medicare pays health care facilities in PA for common outpatient services such as cataract surgery, MRIs or biopsies? Then visit PHC4's website at www.phc4.org and click on the interactive database of Medicare Payment Information for Common Outpatient Services.

* Includes other government, self-pay and unknown payer.

About PHC4

Created by the PA General Assembly in 1986, the PA Health Care Cost Containment Council (PHC4) is an independent state agency that collects, analyzes and reports information used to improve the quality and restrain the cost of health care in the state. Each year, more than 840,000 reports are downloaded from the PHC4 website and nearly 100 organizations and individuals access and use PHC4 data through special requests. PHC4 is governed by a 25-member board of directors, representing business, labor, consumers, health care providers, insurers and state government.

Joe Martin, Executive Director
 225 Market Street, Suite 400, Harrisburg, PA 17101
 717-232-6787 • www.phc4.org



Fulton County

Common Outpatient Procedures for Fulton County Residents in FY 2013

Fulton County

1 in 9. In FY 2013, 1 in 9 Fulton County residents (1,579) underwent an outpatient procedure in a Pennsylvania (PA) facility. Some of these residents had multiple outpatient procedure visits, for a total of 2,187 visits.

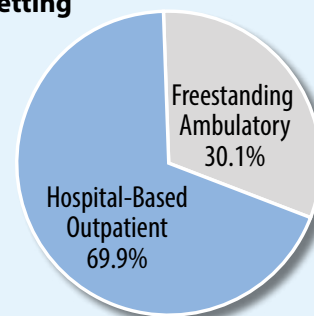
1.9 million. Statewide, 1.9 million PA residents had an outpatient procedure in a PA facility and about 27% of these had several outpatient procedure visits, for a total of 2.9 million visits in FY 2013.

PA Health Care Cost Containment Council



3.1 million. Overall, PHC4 collected 3.1 million outpatient procedure records (for PA and non-PA residents) from 174 hospital-based outpatient departments and 275 freestanding ambulatory surgery centers in FY 2013.

Outpatient Procedure Records by Setting



This report focuses on 10 outpatient procedures commonly performed in PA, with specific data shown for Fulton Co.

Common Outpatient Procedures	Total for County Residents	% Freestanding Ambulatory Center	% Hospital Outpatient Department	Procedure Rate per 10,000 Residents	
				County Rate	State Rate
Colonoscopy with/without Biopsy	366	36.3%	63.7%	247.8	325.4
Incision and Drainage of Ear Drum	27	40.7%	59.3%	18.3	17.4
Release of Carpal Tunnel and Other Nerves in Arms/Legs	52	21.2%	78.8%	35.2	28.2
Removal of Breast Tumor or Partial Mastectomy	19	42.1%	57.9%	12.9	14.2
Removal of Bunion and Repair of Toe Deformity	5	40.0%	60.0%	3.4	12.1
Removal of Cataract and Insertion of Lens	196	28.6%	71.4%	132.7	146.2
Removal of Gallbladder and/or Gallstones	56	0.0%	100.0%	37.9	19.8
Removal of Tonsils and Adenoids	36	30.6%	69.4%	24.4	19.1
Repair of Hernia in Groin	31	9.7%	90.3%	21.0	18.2
Repair of Torn Knee Cartilage	58	27.6%	72.4%	39.3	30.1

Notes: These procedures were defined using the Agency for Healthcare Research and Quality's Clinical Classifications Software. Outpatient procedures that were incorporated into inpatient records (e.g., outpatient diagnostic services for patients admitted to the hospital within 3 days of their outpatient visit) were not included here.

PHC4's outpatient procedure data, available through its special request program, is an important resource for health care facilities and providers, insurers, researchers, and consultants in studying issues such as access to care, cost and reimbursements, community need, and strategic planning.

Where did Fulton County residents have these outpatient procedures?

(Top 3 facilities by number of procedures)

	Top 3 Facilities	Number (%)		Top 3 Facilities	Number (%)
• Colonoscopy with/without Biopsy	Fulton County	187 (51.1%)	• Removal of Cataract and Insertion of Lens	Fulton County	130 (66.3%)
	Chambersburg Endoscopy	111 (30.3%)		Ludwick Laser & SC	32 (16.3%)
	UPMC Bedford	14 (3.8%)		Roy A. Himelfarb SC	13 (6.6%)
• Incision and Drainage of Ear Drum	Roy A. Himelfarb SC	11 (40.7%)	• Removal of Gallbladder and/or Gallstones	Fulton County	23 (41.1%)
	UPMC Bedford	7 (25.9%)		Chambersburg	22 (39.3%)
	NR	<5 (NR)		NR	<5 (NR)
• Release of Carpal Tunnel and Other Nerves in Arms/Legs	Fulton County	23 (44.2%)	• Removal of Tonsils and Adenoids	Roy A. Himelfarb SC	11 (30.6%)
	Chambersburg	9 (17.3%)		Fulton County	8 (22.2%)
	Roy A. Himelfarb SC	8 (15.4%)		UPMC Bedford	7 (19.4%)
• Removal of Breast Tumor or Partial Mastectomy	Chambersburg	9 (47.4%)	• Repair of Hernia in Groin	Fulton County	13 (41.9%)
	Roy A. Himelfarb SC	8 (42.1%)		Chambersburg	12 (38.7%)
	NR	<5 (NR)		NR	<5 (NR)
• Removal of Bunion and Repair of Toe Deformity	NR	<5 (NR)	• Repair of Torn Knee Cartilage	Fulton County	26 (44.8%)
	NR	<5 (NR)		Roy A. Himelfarb SC	10 (17.2%)
	NR	<5 (NR)		Chambersburg	8 (13.8%)

NR = Not reported due to volume limitations
 NA = Not applicable
 SC = Surgical/surgery center
 When ties occur, facilities are listed alphabetically.

Common outpatient procedures by payer breakdown

	Medicare	Medicaid	Commercial	Other*
Colonoscopy with/without Biopsy	36.9%	6.6%	49.7%	6.8%
Incision and Drainage of Ear Drum	3.7%	37.0%	51.9%	7.4%
Release of Carpal Tunnel and Other Nerves in Arms/Legs	30.8%	21.2%	48.1%	0.0%
Removal of Breast Tumor or Partial Mastectomy	63.2%	10.5%	26.3%	0.0%
Removal of Bunion and Repair of Toe Deformity	20.0%	0.0%	40.0%	40.0%
Removal of Cataract and Insertion of Lens	75.5%	1.5%	23.0%	0.0%
Removal of Gallbladder and/or Gallstones	25.0%	16.1%	57.1%	1.8%
Removal of Tonsils and Adenoids	0.0%	27.8%	63.9%	8.3%
Repair of Hernia in Groin	45.2%	9.7%	41.9%	3.2%
Repair of Torn Knee Cartilage	31.0%	5.2%	56.9%	6.9%

Want to know what Medicare pays health care facilities in PA for common outpatient services such as cataract surgery, MRIs or biopsies? Then visit PHC4's website at www.phc4.org and click on the interactive database of Medicare Payment Information for Common Outpatient Services.

* Includes other government, self-pay and unknown payer.

About PHC4

Created by the PA General Assembly in 1986, the PA Health Care Cost Containment Council (PHC4) is an independent state agency that collects, analyzes and reports information used to improve the quality and restrain the cost of health care in the state. Each year, more than 840,000 reports are downloaded from the PHC4 website and nearly 100 organizations and individuals access and use PHC4 data through special requests. PHC4 is governed by a 25-member board of directors, representing business, labor, consumers, health care providers, insurers and state government.

Joe Martin, Executive Director
 225 Market Street, Suite 400, Harrisburg, PA 17101
 717-232-6787 • www.phc4.org



Greene County

Common Outpatient Procedures for Greene County Residents in FY 2013



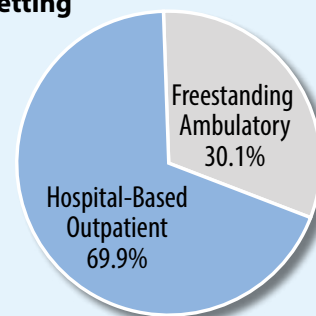
1 in 7. In FY 2013, 1 in 7 Greene County residents (5,305) underwent an outpatient procedure in a Pennsylvania (PA) facility. Some of these residents had multiple outpatient procedure visits, for a total of 8,187 visits.

1.9 million. Statewide, 1.9 million PA residents had an outpatient procedure in a PA facility and about 27% of these had several outpatient procedure visits, for a total of 2.9 million visits in FY 2013.



3.1 million. Overall, PHC4 collected 3.1 million outpatient procedure records (for PA and non-PA residents) from 174 hospital-based outpatient departments and 275 freestanding ambulatory surgery centers in FY 2013.

Outpatient Procedure Records by Setting



This report focuses on 10 outpatient procedures commonly performed in PA, with specific data shown for Greene Co.

Common Outpatient Procedures	Total for County Residents	% Freestanding Ambulatory Center	% Hospital Outpatient Department	Procedure Rate per 10,000 Residents	
				County Rate	State Rate
Colonoscopy with/without Biopsy	1,268	32.9%	67.1%	332.9	325.4
Incision and Drainage of Ear Drum	68	14.7%	85.3%	17.9	17.4
Release of Carpal Tunnel and Other Nerves in Arms/Legs	143	7.7%	92.3%	37.5	28.2
Removal of Breast Tumor or Partial Mastectomy	34	32.4%	67.6%	8.9	14.2
Removal of Bunion and Repair of Toe Deformity	35	40.0%	60.0%	9.2	12.1
Removal of Cataract and Insertion of Lens	474	67.7%	32.3%	124.5	146.2
Removal of Gallbladder and/or Gallstones	116	0.0%	100.0%	30.5	19.8
Removal of Tonsils and Adenoids	93	4.3%	95.7%	24.4	19.1
Repair of Hernia in Groin	56	5.4%	94.6%	14.7	18.2
Repair of Torn Knee Cartilage	158	4.4%	95.6%	41.5	30.1

Notes: These procedures were defined using the Agency for Healthcare Research and Quality's Clinical Classifications Software. Outpatient procedures that were incorporated into inpatient records (e.g., outpatient diagnostic services for patients admitted to the hospital within 3 days of their outpatient visit) were not included here.

PHC4's outpatient procedure data, available through its special request program, is an important resource for health care facilities and providers, insurers, researchers, and consultants in studying issues such as access to care, cost and reimbursements, community need, and strategic planning.

Where did Greene County residents have these outpatient procedures?

(Top 3 facilities by number of procedures)

	Top 3 Facilities	Number (%)		Top 3 Facilities	Number (%)
• Colonoscopy with/without Biopsy	Southwest Regional MC	687 (54.2%)	• Removal of Cataract and Insertion of Lens	Southwestern PA Eye SC	288 (60.8%)
	Southwestern Endoscopy	330 (26.0%)		Southwest Regional MC	89 (18.8%)
	Tri-State SC	70 (5.5%)		Uniontown	53 (11.2%)
• Incision and Drainage of Ear Drum	Southwest Regional MC	41 (60.3%)	• Removal of Gallbladder and/or Gallstones	Southwest Regional MC	64 (55.2%)
	Children's Hosp Pgh/UPMC	7 (10.3%)		Washington	24 (20.7%)
	* See footnote	6 (8.8%)		Uniontown	22 (19.0%)
• Release of Carpal Tunnel and Other Nerves in Arms/Legs	Advanced Surgical	57 (39.9%)	• Removal of Tonsils and Adenoids	Southwest Regional MC	59 (63.4%)
	Southwest Regional MC	56 (39.2%)		Children's Hosp Pgh/UPMC	17 (18.3%)
	** See footnote	6 (4.2%)		Uniontown	9 (9.7%)
• Removal of Breast Tumor or Partial Mastectomy	Radiance	5 (14.7%)	• Repair of Hernia in Groin	Southwest Regional MC	34 (60.7%)
	Southwest Regional MC	5 (14.7%)		Uniontown	6 (10.7%)
	St Clair Memorial	5 (14.7%)		NR	<5 (NR)
• Removal of Bunion and Repair of Toe Deformity	Spartan Health SC	6 (17.1%)	• Repair of Torn Knee Cartilage	Advanced Surgical	85 (53.8%)
	*** See footnote	5 (14.3%)		Southwest Regional MC	45 (28.5%)
	*** See footnote	5 (14.3%)		Washington	9 (5.7%)

NR = Not reported due to volume limitations
 NA = Not applicable
 SC = Surgical/surgery center
 When ties occur, facilities are listed alphabetically.

* CHP North SC and Uniontown were tied at 6.
 ** Uniontown and Washington were tied at 6.
 ***Advanced Surgical, Southwest Regional MC, and Tri-State SC were tied at 5.

Common outpatient procedures by payer breakdown

	Medicare	Medicaid	Commercial	Other*
Colonoscopy with/without Biopsy	34.1%	12.9%	48.3%	4.8%
Incision and Drainage of Ear Drum	2.9%	42.6%	44.1%	10.3%
Release of Carpal Tunnel and Other Nerves in Arms/Legs	24.5%	19.6%	51.7%	4.2%
Removal of Breast Tumor or Partial Mastectomy	29.4%	8.8%	61.8%	0.0%
Removal of Bunion and Repair of Toe Deformity	25.7%	14.3%	60.0%	0.0%
Removal of Cataract and Insertion of Lens	68.4%	3.6%	25.3%	2.7%
Removal of Gallbladder and/or Gallstones	15.5%	27.6%	42.2%	14.7%
Removal of Tonsils and Adenoids	1.1%	39.8%	46.2%	12.9%
Repair of Hernia in Groin	19.6%	17.9%	51.8%	10.7%
Repair of Torn Knee Cartilage	17.1%	10.1%	69.6%	3.2%

* Includes other government, self-pay and unknown payer.

Want to know what Medicare pays health care facilities in PA for common outpatient services such as cataract surgery, MRIs or biopsies? Then visit PHC4's website at www.phc4.org and click on the interactive database of Medicare Payment Information for Common Outpatient Services.

About PHC4

Created by the PA General Assembly in 1986, the PA Health Care Cost Containment Council (PHC4) is an independent state agency that collects, analyzes and reports information used to improve the quality and restrain the cost of health care in the state. Each year, more than 840,000 reports are downloaded from the PHC4 website and nearly 100 organizations and individuals access and use PHC4 data through special requests. PHC4 is governed by a 25-member board of directors, representing business, labor, consumers, health care providers, insurers and state government.

Joe Martin, Executive Director
 225 Market Street, Suite 400, Harrisburg, PA 17101
 717-232-6787 • www.phc4.org



Huntingdon County

Common Outpatient Procedures for Huntingdon County Residents in FY 2013



1 in 7. In FY 2013, 1 in 7 Huntingdon County residents (6,267) underwent an outpatient procedure in a Pennsylvania (PA) facility. Some of these residents had multiple outpatient procedure visits, for a total of 8,806 visits.

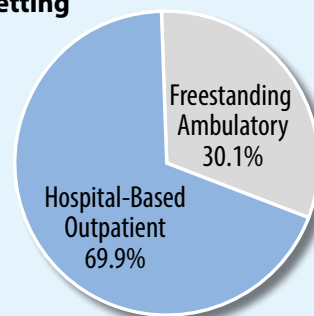
1.9 million. Statewide, 1.9 million PA residents had an outpatient procedure in a PA facility and about 27% of these had several outpatient procedure visits, for a total of 2.9 million visits in FY 2013.

PA Health Care Cost Containment Council



3.1 million. Overall, PHC4 collected 3.1 million outpatient procedure records (for PA and non-PA residents) from 174 hospital-based outpatient departments and 275 freestanding ambulatory surgery centers in FY 2013.

Outpatient Procedure Records by Setting



This report focuses on 10 outpatient procedures commonly performed in PA, with specific data shown for Huntingdon Co.

Common Outpatient Procedures	Total for County Residents	% Freestanding Ambulatory Center	% Hospital Outpatient Department	Procedure Rate per 10,000 Residents	
				County Rate	State Rate
Colonoscopy with/without Biopsy	1,596	20.4%	79.6%	347.4	325.4
Incision and Drainage of Ear Drum	101	22.8%	77.2%	22.0	17.4
Release of Carpal Tunnel and Other Nerves in Arms/Legs	148	58.1%	41.9%	32.2	28.2
Removal of Breast Tumor or Partial Mastectomy	57	19.3%	80.7%	12.4	14.2
Removal of Bunion and Repair of Toe Deformity	47	53.2%	46.8%	10.2	12.1
Removal of Cataract and Insertion of Lens	697	56.0%	44.0%	151.7	146.2
Removal of Gallbladder and/or Gallstones	166	0.0%	100.0%	36.1	19.8
Removal of Tonsils and Adenoids	117	11.1%	88.9%	25.5	19.1
Repair of Hernia in Groin	82	4.9%	95.1%	17.8	18.2
Repair of Torn Knee Cartilage	146	67.1%	32.9%	31.8	30.1

Notes: These procedures were defined using the Agency for Healthcare Research and Quality's Clinical Classifications Software. Outpatient procedures that were incorporated into inpatient records (e.g., outpatient diagnostic services for patients admitted to the hospital within 3 days of their outpatient visit) were not included here.

PHC4's outpatient procedure data, available through its special request program, is an important resource for health care facilities and providers, insurers, researchers, and consultants in studying issues such as access to care, cost and reimbursements, community need, and strategic planning.

Where did Huntingdon County residents have these outpatient procedures?

(Top 3 facilities by number of procedures)

	Top 3 Facilities	Number (%)		Top 3 Facilities	Number (%)
• Colonoscopy with/ without Biopsy	J C Blair Memorial	1,099 (68.9%)	• Removal of Cataract and Insertion of Lens	J C Blair Memorial	168 (24.1%)
	Geisinger Endo & SC	105 (6.6%)		Laurel Laser/Altoona	132 (18.9%)
	Allegheny Reg Endoscopy	88 (5.5%)		Mount Nittany SC	97 (13.9%)
• Incision and Drainage of Ear Drum	J C Blair Memorial	67 (66.3%)	• Removal of Gallbladder and/or Gallstones	J C Blair Memorial	58 (34.9%)
	Mount Nittany SC	7 (6.9%)		Altoona Regional	31 (18.7%)
	NR	<5 (NR)		Mount Nittany	21 (12.7%)
• Release of Carpal Tunnel and Other Nerves in Arms/Legs	Altoona Regional SC	34 (23.0%)	• Removal of Tonsils and Adenoids	J C Blair Memorial	79 (67.5%)
	UOC Surgical Services	29 (19.6%)		Altoona Regional	9 (7.7%)
	J C Blair Memorial	26 (17.6%)		Mount Nittany SC	9 (7.7%)
• Removal of Breast Tumor or Partial Mastectomy	J C Blair Memorial	15 (26.3%)	• Repair of Hernia in Groin	Altoona Regional	21 (25.6%)
	Tyrone	13 (22.8%)		J C Blair Memorial	18 (22.0%)
	* See footnote	9 (15.8%)		Mount Nittany	12 (14.6%)
• Removal of Bunion and Repair of Toe Deformity	J C Blair Memorial	10 (21.3%)	• Repair of Torn Knee Cartilage	UOC Surgical Services	31 (21.2%)
	UOC Surgical Services	9 (19.1%)		Altoona Regional SC	28 (19.2%)
	** See footnote	6 (12.8%)		J C Blair Memorial	20 (13.7%)

NR = Not reported due to volume limitations

NA = Not applicable

SC = Surgical/surgery center

When ties occur, facilities are listed alphabetically.

* Lewistown and Mount Nittany SC were tied at 9.

** Altoona Regional SC and Mount Nittany SC were tied at 6.

Common outpatient procedures by payer breakdown

	Medicare	Medicaid	Commercial	Other*
Colonoscopy with/without Biopsy	38.1%	5.5%	53.0%	3.4%
Incision and Drainage of Ear Drum	5.9%	40.6%	53.5%	0.0%
Release of Carpal Tunnel and Other Nerves in Arms/Legs	28.4%	7.4%	58.1%	6.1%
Removal of Breast Tumor or Partial Mastectomy	28.1%	1.8%	64.9%	5.3%
Removal of Bunion and Repair of Toe Deformity	40.4%	4.3%	53.2%	2.1%
Removal of Cataract and Insertion of Lens	77.9%	1.1%	18.8%	2.2%
Removal of Gallbladder and/or Gallstones	16.3%	9.6%	69.9%	4.2%
Removal of Tonsils and Adenoids	1.7%	27.4%	68.4%	2.6%
Repair of Hernia in Groin	26.8%	3.7%	54.9%	14.6%
Repair of Torn Knee Cartilage	17.1%	8.2%	71.2%	3.4%

* Includes other government, self-pay and unknown payer.

Want to know what Medicare pays health care facilities in PA for common outpatient services such as cataract surgery, MRIs or biopsies? Then visit PHC4's website at www.phc4.org and click on the interactive database of Medicare Payment Information for Common Outpatient Services.

About PHC4

Created by the PA General Assembly in 1986, the PA Health Care Cost Containment Council (PHC4) is an independent state agency that collects, analyzes and reports information used to improve the quality and restrain the cost of health care in the state. Each year, more than 840,000 reports are downloaded from the PHC4 website and nearly 100 organizations and individuals access and use PHC4 data through special requests. PHC4 is governed by a 25-member board of directors, representing business, labor, consumers, health care providers, insurers and state government.

Joe Martin, Executive Director
225 Market Street, Suite 400, Harrisburg, PA 17101
717-232-6787 • www.phc4.org



Indiana County

Common Outpatient Procedures for Indiana County Residents in FY 2013



1 in 6. In FY 2013, 1 in 6 Indiana County residents (15,518) underwent an outpatient procedure in a Pennsylvania (PA) facility. Some of these residents had multiple outpatient procedure visits, for a total of 23,891 visits.

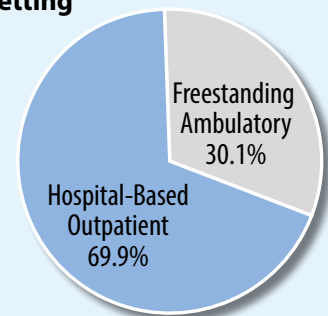
1.9 million. Statewide, 1.9 million PA residents had an outpatient procedure in a PA facility and about 27% of these had several outpatient procedure visits, for a total of 2.9 million visits in FY 2013.

PA Health Care Cost Containment Council



3.1 million. Overall, PHC4 collected 3.1 million outpatient procedure records (for PA and non-PA residents) from 174 hospital-based outpatient departments and 275 freestanding ambulatory surgery centers in FY 2013.

Outpatient Procedure Records by Setting



This report focuses on 10 outpatient procedures commonly performed in PA, with specific data shown for Indiana Co.

Common Outpatient Procedures	Total for County Residents	% Freestanding Ambulatory Center	% Hospital Outpatient Department	Procedure Rate per 10,000 Residents	
				County Rate	State Rate
Colonoscopy with/without Biopsy	2,685	39.3%	60.7%	304.4	325.4
Incision and Drainage of Ear Drum	174	37.9%	62.1%	19.7	17.4
Release of Carpal Tunnel and Other Nerves in Arms/Legs	310	49.0%	51.0%	35.1	28.2
Removal of Breast Tumor or Partial Mastectomy	79	16.5%	83.5%	9.0	14.2
Removal of Bunion and Repair of Toe Deformity	124	24.2%	75.8%	14.1	12.1
Removal of Cataract and Insertion of Lens	1,081	68.9%	31.1%	122.5	146.2
Removal of Gallbladder and/or Gallstones	196	0.0%	100.0%	22.2	19.8
Removal of Tonsils and Adenoids	185	22.7%	77.3%	21.0	19.1
Repair of Hernia in Groin	166	16.3%	83.7%	18.8	18.2
Repair of Torn Knee Cartilage	230	36.1%	63.9%	26.1	30.1

Notes: These procedures were defined using the Agency for Healthcare Research and Quality's Clinical Classifications Software. Outpatient procedures that were incorporated into inpatient records (e.g., outpatient diagnostic services for patients admitted to the hospital within 3 days of their outpatient visit) were not included here.

PHC4's outpatient procedure data, available through its special request program, is an important resource for health care facilities and providers, insurers, researchers, and consultants in studying issues such as access to care, cost and reimbursements, community need, and strategic planning.

Where did Indiana County residents have these outpatient procedures?

(Top 3 facilities by number of procedures)

	Top 3 Facilities	Number (%)		Top 3 Facilities	Number (%)
• Colonoscopy with/without Biopsy	Indiana Regional	838 (31.2%)	• Removal of Cataract and Insertion of Lens	Indiana AS Associates	565 (52.3%)
	Digestive Health/Indiana	590 (22.0%)		Indiana Regional	136 (12.6%)
	Indiana AS Associates	377 (14.0%)		Latrobe Area	64 (5.9%)
• Incision and Drainage of Ear Drum	CHP North SC	49 (28.2%)	• Removal of Gallbladder and/or Gallstones	Indiana Regional	119 (60.7%)
	Indiana Regional	46 (26.4%)		Latrobe Area	34 (17.3%)
	Children's Hosp Pgh/UPMC	19 (10.9%)		* See footnote	10 (5.1%)
• Release of Carpal Tunnel and Other Nerves in Arms/Legs	Indiana AS Associates	96 (31.0%)	• Removal of Tonsils and Adenoids	Indiana Regional	74 (40.0%)
	Indiana Regional	60 (19.4%)		CHP North SC	27 (14.6%)
	Latrobe Area	41 (13.2%)		Children's Hosp Pgh/UPMC	26 (14.1%)
• Removal of Breast Tumor or Partial Mastectomy	Indiana Regional	33 (41.8%)	• Repair of Hernia in Groin	Indiana Regional	83 (50.0%)
	Magee Womens/UPMC	16 (20.3%)		Latrobe Area	17 (10.2%)
	Latrobe Area	8 (10.1%)		Indiana AS Associates	13 (7.8%)
• Removal of Bunion and Repair of Toe Deformity	Indiana Regional	65 (52.4%)	• Repair of Torn Knee Cartilage	Indiana Regional	95 (41.3%)
	Indiana AS Associates	22 (17.7%)		Indiana AS Associates	44 (19.1%)
	Latrobe Area	14 (11.3%)		Lee ASC	13 (5.7%)

NR = Not reported due to volume limitations
 NA = Not applicable
 SC = Surgical/surgery center
 When ties occur, facilities are listed alphabetically.

* Conemaugh Valley Memorial and Punxsutawney Area were tied at 10.

Common outpatient procedures by payer breakdown

	Medicare	Medicaid	Commercial	Other*
Colonoscopy with/without Biopsy	35.6%	5.4%	53.0%	6.0%
Incision and Drainage of Ear Drum	2.9%	31.6%	55.7%	9.8%
Release of Carpal Tunnel and Other Nerves in Arms/Legs	32.3%	9.7%	52.6%	5.5%
Removal of Breast Tumor or Partial Mastectomy	32.9%	8.9%	46.8%	11.4%
Removal of Bunion and Repair of Toe Deformity	33.1%	7.3%	54.8%	4.8%
Removal of Cataract and Insertion of Lens	73.3%	3.0%	20.8%	3.0%
Removal of Gallbladder and/or Gallstones	28.6%	13.3%	51.5%	6.6%
Removal of Tonsils and Adenoids	1.1%	22.7%	68.6%	7.6%
Repair of Hernia in Groin	31.9%	9.6%	51.2%	7.2%
Repair of Torn Knee Cartilage	18.3%	3.9%	70.0%	7.8%

* Includes other government, self-pay and unknown payer.

Want to know what Medicare pays health care facilities in PA for common outpatient services such as cataract surgery, MRIs or biopsies? Then visit PHC4's website at www.phc4.org and click on the interactive database of Medicare Payment Information for Common Outpatient Services.

About PHC4

Created by the PA General Assembly in 1986, the PA Health Care Cost Containment Council (PHC4) is an independent state agency that collects, analyzes and reports information used to improve the quality and restrain the cost of health care in the state. Each year, more than 840,000 reports are downloaded from the PHC4 website and nearly 100 organizations and individuals access and use PHC4 data through special requests. PHC4 is governed by a 25-member board of directors, representing business, labor, consumers, health care providers, insurers and state government.

Joe Martin, Executive Director
 225 Market Street, Suite 400, Harrisburg, PA 17101
 717-232-6787 • www.phc4.org



Jefferson County

Common Outpatient Procedures for Jefferson County Residents in FY 2013

Jefferson
County

1 in 5. In FY 2013, 1 in 5 Jefferson County residents (8,171) underwent an outpatient procedure in a Pennsylvania (PA) facility. Some of these residents had multiple outpatient procedure visits, for a total of 12,039 visits.

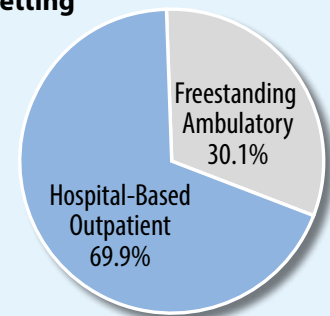
1.9 million. Statewide, 1.9 million PA residents had an outpatient procedure in a PA facility and about 27% of these had several outpatient procedure visits, for a total of 2.9 million visits in FY 2013.

PA Health Care Cost Containment Council



3.1 million. Overall, PHC4 collected 3.1 million outpatient procedure records (for PA and non-PA residents) from 174 hospital-based outpatient departments and 275 freestanding ambulatory surgery centers in FY 2013.

Outpatient Procedure Records by Setting



This report focuses on 10 outpatient procedures commonly performed in PA, with specific data shown for Jefferson Co.

Common Outpatient Procedures	Total for County Residents	% Freestanding Ambulatory Center	% Hospital Outpatient Department	Procedure Rate per 10,000 Residents	
				County Rate	State Rate
Colonoscopy with/without Biopsy	1,765	3.7%	96.3%	394.3	325.4
Incision and Drainage of Ear Drum	203	9.9%	90.1%	45.3	17.4
Release of Carpal Tunnel and Other Nerves in Arms/Legs	183	27.9%	72.1%	40.9	28.2
Removal of Breast Tumor or Partial Mastectomy	31	9.7%	90.3%	6.9	14.2
Removal of Bunion and Repair of Toe Deformity	55	7.3%	92.7%	12.3	12.1
Removal of Cataract and Insertion of Lens	961	65.9%	34.1%	214.7	146.2
Removal of Gallbladder and/or Gallstones	199	0.0%	100.0%	44.5	19.8
Removal of Tonsils and Adenoids	218	9.6%	90.4%	48.7	19.1
Repair of Hernia in Groin	102	8.8%	91.2%	22.8	18.2
Repair of Torn Knee Cartilage	173	22.0%	78.0%	38.6	30.1

Notes: These procedures were defined using the Agency for Healthcare Research and Quality's Clinical Classifications Software. Outpatient procedures that were incorporated into inpatient records (e.g., outpatient diagnostic services for patients admitted to the hospital within 3 days of their outpatient visit) were not included here.

PHC4's outpatient procedure data, available through its special request program, is an important resource for health care facilities and providers, insurers, researchers, and consultants in studying issues such as access to care, cost and reimbursements, community need, and strategic planning.

Where did Jefferson County residents have these outpatient procedures?

(Top 3 facilities by number of procedures)

	Top 3 Facilities	Number (%)		Top 3 Facilities	Number (%)
• Colonoscopy with/ without Biopsy	DuBois Regional	840 (47.6%)	• Removal of Cataract and Insertion of Lens	Laurel Laser/Brookville	622 (64.7%)
	Punxsutawney Area	437 (24.8%)		DuBois Regional	177 (18.4%)
	Brookville	255 (14.4%)		Punxsutawney Area	106 (11.0%)
• Incision and Drainage of Ear Drum	DuBois Regional	157 (77.3%)	• Removal of Gallbladder and/or Gallstones	DuBois Regional	101 (50.8%)
	CHP North SC	18 (8.9%)		Punxsutawney Area	42 (21.1%)
	Children's Hosp Pgh/UPMC	9 (4.4%)		Brookville	39 (19.6%)
• Release of Carpal Tunnel and Other Nerves in Arms/Legs	DuBois Regional	65 (35.5%)	• Removal of Tonsils and Adenoids	DuBois Regional	131 (60.1%)
	UPMC St. Margaret OP Ctr	25 (13.7%)		Clarion	25 (11.5%)
	Punxsutawney Area	24 (13.1%)		Elk Regional	15 (6.9%)
• Removal of Breast Tumor or Partial Mastectomy	DuBois Regional	12 (38.7%)	• Repair of Hernia in Groin	DuBois Regional	50 (49.0%)
	Punxsutawney Area	5 (16.1%)		Punxsutawney Area	22 (21.6%)
	NR	<5 (NR)		Brookville	14 (13.7%)
• Removal of Bunion and Repair of Toe Deformity	DuBois Regional	35 (63.6%)	• Repair of Torn Knee Cartilage	DuBois Regional	90 (52.0%)
	Punxsutawney Area	6 (10.9%)		UOC Surgical Services	27 (15.6%)
	NR	<5 (NR)		Punxsutawney Area	26 (15.0%)

NR = Not reported due to volume limitations
 NA = Not applicable
 SC = Surgical/surgery center
 When ties occur, facilities are listed alphabetically.

Common outpatient procedures by payer breakdown

	Medicare	Medicaid	Commercial	Other*
Colonoscopy with/without Biopsy	38.1%	6.4%	50.7%	4.8%
Incision and Drainage of Ear Drum	15.8%	40.4%	38.9%	4.9%
Release of Carpal Tunnel and Other Nerves in Arms/Legs	27.3%	8.2%	60.1%	4.4%
Removal of Breast Tumor or Partial Mastectomy	54.8%	3.2%	41.9%	0.0%
Removal of Bunion and Repair of Toe Deformity	29.1%	7.3%	58.2%	5.5%
Removal of Cataract and Insertion of Lens	76.8%	1.8%	19.3%	2.2%
Removal of Gallbladder and/or Gallstones	22.6%	18.1%	49.2%	10.1%
Removal of Tonsils and Adenoids	3.2%	29.4%	59.2%	8.3%
Repair of Hernia in Groin	30.4%	5.9%	57.8%	5.9%
Repair of Torn Knee Cartilage	17.3%	9.8%	63.6%	9.2%

* Includes other government, self-pay and unknown payer.

Want to know what Medicare pays health care facilities in PA for common outpatient services such as cataract surgery, MRIs or biopsies? Then visit PHC4's website at www.phc4.org and click on the interactive database of Medicare Payment Information for Common Outpatient Services.

About PHC4

Created by the PA General Assembly in 1986, the PA Health Care Cost Containment Council (PHC4) is an independent state agency that collects, analyzes and reports information used to improve the quality and restrain the cost of health care in the state. Each year, more than 840,000 reports are downloaded from the PHC4 website and nearly 100 organizations and individuals access and use PHC4 data through special requests. PHC4 is governed by a 25-member board of directors, representing business, labor, consumers, health care providers, insurers and state government.

Joe Martin, Executive Director
 225 Market Street, Suite 400, Harrisburg, PA 17101
 717-232-6787 • www.phc4.org



Juniata County

Common Outpatient Procedures for Juniata County Residents in FY 2013



1 in 8. In FY 2013, 1 in 8 Juniata County residents (3,192) underwent an outpatient procedure in a Pennsylvania (PA) facility. Some of these residents had multiple outpatient procedure visits, for a total of 4,850 visits.

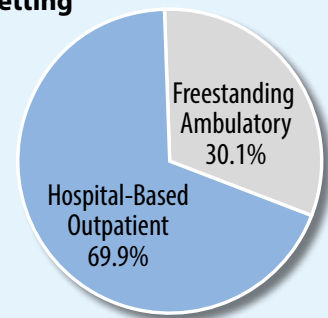
1.9 million. Statewide, 1.9 million PA residents had an outpatient procedure in a PA facility and about 27% of these had several outpatient procedure visits, for a total of 2.9 million visits in FY 2013.

PA Health Care Cost Containment Council



3.1 million. Overall, PHC4 collected 3.1 million outpatient procedure records (for PA and non-PA residents) from 174 hospital-based outpatient departments and 275 freestanding ambulatory surgery centers in FY 2013.

Outpatient Procedure Records by Setting



This report focuses on 10 outpatient procedures commonly performed in PA, with specific data shown for Juniata Co.

Common Outpatient Procedures	Total for County Residents	% Freestanding Ambulatory Center	% Hospital Outpatient Department	Procedure Rate per 10,000 Residents	
				County Rate	State Rate
Colonoscopy with/without Biopsy	852	89.4%	10.6%	342.1	325.4
Incision and Drainage of Ear Drum	30	66.7%	33.3%	12.0	17.4
Release of Carpal Tunnel and Other Nerves in Arms/Legs	110	47.3%	52.7%	44.2	28.2
Removal of Breast Tumor or Partial Mastectomy	23	13.0%	87.0%	9.2	14.2
Removal of Bunion and Repair of Toe Deformity	17	29.4%	70.6%	6.8	12.1
Removal of Cataract and Insertion of Lens	350	87.7%	12.3%	140.5	146.2
Removal of Gallbladder and/or Gallstones	93	0.0%	100.0%	37.3	19.8
Removal of Tonsils and Adenoids	48	27.1%	72.9%	19.3	19.1
Repair of Hernia in Groin	56	3.6%	96.4%	22.5	18.2
Repair of Torn Knee Cartilage	83	56.6%	43.4%	33.3	30.1

Notes: These procedures were defined using the Agency for Healthcare Research and Quality's Clinical Classifications Software. Outpatient procedures that were incorporated into inpatient records (e.g., outpatient diagnostic services for patients admitted to the hospital within 3 days of their outpatient visit) were not included here.

PHC4's outpatient procedure data, available through its special request program, is an important resource for health care facilities and providers, insurers, researchers, and consultants in studying issues such as access to care, cost and reimbursements, community need, and strategic planning.

Where did Juniata County residents have these outpatient procedures?

(Top 3 facilities by number of procedures)

	Top 3 Facilities	Number (%)		Top 3 Facilities	Number (%)
• Colonoscopy with/ without Biopsy	Geisinger Gastro-Lewistown	431 (50.6%)	• Removal of Cataract and Insertion of Lens	Mifflin County Com SC	114 (32.6%)
	West Shore Endoscopy	101 (11.9%)		Grandview Surgery & Laser	45 (12.9%)
	Central PA Endoscopy Ctr	50 (5.9%)		West Shore SC	39 (11.1%)
• Incision and Drainage of Ear Drum	Geisinger OP Woodbine	7 (23.3%)	• Removal of Gallbladder and/or Gallstones	Lewistown	71 (76.3%)
	Susquehanna Valley SC	6 (20.0%)		Pinnacle Health	8 (8.6%)
	NR	<5 (NR)		NR	<5 (NR)
• Release of Carpal Tunnel and Other Nerves in Arms/Legs	Lewistown	52 (47.3%)	• Removal of Tonsils and Adenoids	Lewistown	23 (47.9%)
	Grandview Surgery & Laser	16 (14.5%)		Mount Nittany SC	5 (10.4%)
	Susquehanna Valley SC	13 (11.8%)		SC Central PA	5 (10.4%)
• Removal of Breast Tumor or Partial Mastectomy	Lewistown	6 (26.1%)	• Repair of Hernia in Groin	Lewistown	26 (46.4%)
	Pinnacle Health	5 (21.7%)		Pinnacle Health	11 (19.6%)
	NR	<5 (NR)		Geisinger/Danville	6 (10.7%)
• Removal of Bunion and Repair of Toe Deformity	Lewistown	8 (47.1%)	• Repair of Torn Knee Cartilage	Grandview Surgery & Laser	18 (21.7%)
	NR	<5 (NR)		Lewistown	18 (21.7%)
	NR	<5 (NR)		UOC Surgical Services	13 (15.7%)

NR = Not reported due to volume limitations
 NA = Not applicable
 SC = Surgical/surgery center
 When ties occur, facilities are listed alphabetically.

Common outpatient procedures by payer breakdown

	Medicare	Medicaid	Commercial	Other*
Colonoscopy with/without Biopsy	31.7%	2.7%	62.1%	3.5%
Incision and Drainage of Ear Drum	0.0%	20.0%	76.7%	3.3%
Release of Carpal Tunnel and Other Nerves in Arms/Legs	25.5%	10.9%	60.9%	2.7%
Removal of Breast Tumor or Partial Mastectomy	47.8%	0.0%	47.8%	4.3%
Removal of Bunion and Repair of Toe Deformity	23.5%	5.9%	70.6%	0.0%
Removal of Cataract and Insertion of Lens	68.6%	2.3%	24.6%	4.6%
Removal of Gallbladder and/or Gallstones	26.9%	14.0%	54.8%	4.3%
Removal of Tonsils and Adenoids	4.2%	27.1%	68.8%	0.0%
Repair of Hernia in Groin	42.9%	3.6%	48.2%	5.4%
Repair of Torn Knee Cartilage	20.5%	6.0%	67.5%	6.0%

Want to know what Medicare pays health care facilities in PA for common outpatient services such as cataract surgery, MRIs or biopsies? Then visit PHC4's website at www.phc4.org and click on the interactive database of Medicare Payment Information for Common Outpatient Services.

* Includes other government, self-pay and unknown payer.

About PHC4

Created by the PA General Assembly in 1986, the PA Health Care Cost Containment Council (PHC4) is an independent state agency that collects, analyzes and reports information used to improve the quality and restrain the cost of health care in the state. Each year, more than 840,000 reports are downloaded from the PHC4 website and nearly 100 organizations and individuals access and use PHC4 data through special requests. PHC4 is governed by a 25-member board of directors, representing business, labor, consumers, health care providers, insurers and state government.

Joe Martin, Executive Director
 225 Market Street, Suite 400, Harrisburg, PA 17101
 717-232-6787 • www.phc4.org



Lackawanna County

Lackawanna
County

Common Outpatient Procedures for Lackawanna County Residents in FY 2013

1 in 7. In FY 2013, 1 in 7 Lackawanna County residents (31,805) underwent an outpatient procedure in a Pennsylvania (PA) facility. Some of these residents had multiple outpatient procedure visits, for a total of 44,700 visits.

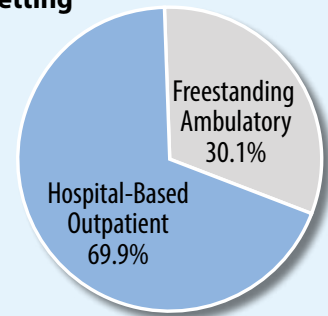
1.9 million. Statewide, 1.9 million PA residents had an outpatient procedure in a PA facility and about 27% of these had several outpatient procedure visits, for a total of 2.9 million visits in FY 2013.

PA Health Care Cost Containment Council



3.1 million. Overall, PHC4 collected 3.1 million outpatient procedure records (for PA and non-PA residents) from 174 hospital-based outpatient departments and 275 freestanding ambulatory surgery centers in FY 2013.

Outpatient Procedure Records by Setting



This report focuses on 10 outpatient procedures commonly performed in PA, with specific data shown for Lackawanna Co.

Common Outpatient Procedures	Total for County Residents	% Freestanding Ambulatory Center	% Hospital Outpatient Department	Procedure Rate per 10,000 Residents	
				County Rate	State Rate
Colonoscopy with/without Biopsy	7,601	85.2%	14.8%	354.4	325.4
Incision and Drainage of Ear Drum	347	53.3%	46.7%	16.2	17.4
Release of Carpal Tunnel and Other Nerves in Arms/Legs	502	73.5%	26.5%	23.4	28.2
Removal of Breast Tumor or Partial Mastectomy	377	8.0%	92.0%	17.6	14.2
Removal of Bunion and Repair of Toe Deformity	294	67.3%	32.7%	13.7	12.1
Removal of Cataract and Insertion of Lens	4,312	94.8%	5.2%	201.0	146.2
Removal of Gallbladder and/or Gallstones	586	0.0%	100.0%	27.3	19.8
Removal of Tonsils and Adenoids	565	34.0%	66.0%	26.3	19.1
Repair of Hernia in Groin	360	11.4%	88.6%	16.8	18.2
Repair of Torn Knee Cartilage	553	66.2%	33.8%	25.8	30.1

Notes: These procedures were defined using the Agency for Healthcare Research and Quality's Clinical Classifications Software. Outpatient procedures that were incorporated into inpatient records (e.g., outpatient diagnostic services for patients admitted to the hospital within 3 days of their outpatient visit) were not included here.

PHC4's outpatient procedure data, available through its special request program, is an important resource for health care facilities and providers, insurers, researchers, and consultants in studying issues such as access to care, cost and reimbursements, community need, and strategic planning.

Where did Lackawanna County residents have these outpatient procedures?

(Top 3 facilities by number of procedures)

	Top 3 Facilities	Number (%)		Top 3 Facilities	Number (%)
• Colonoscopy with/ without Biopsy	Scranton Endoscopy	4,191 (55.1%)	• Removal of Cataract and Insertion of Lens	NEI AS	3,715 (86.2%)
	Eynon SC	1,265 (16.6%)		Moses Taylor	212 (4.9%)
	Geisinger-Community	570 (7.5%)		Kingston Ophthalmology	195 (4.5%)
• Incision and Drainage of Ear Drum	North East SC	107 (30.8%)	• Removal of Gallbladder and/or Gallstones	Geisinger-Community	216 (36.9%)
	Geisinger-Community	53 (15.3%)		Regional Scranton	166 (28.3%)
	Regional Scranton	50 (14.4%)		Moses Taylor	117 (20.0%)
• Release of Carpal Tunnel and Other Nerves in Arms/Legs	North East SC	330 (65.7%)	• Removal of Tonsils and Adenoids	Regional Scranton	146 (25.8%)
	Geisinger-Community	50 (10.0%)		Geisinger-Community	136 (24.1%)
	Moses Taylor	26 (5.2%)		North East SC	110 (19.5%)
• Removal of Breast Tumor or Partial Mastectomy	Geisinger-Community	141 (37.4%)	• Repair of Hernia in Groin	Geisinger-Community	128 (35.6%)
	Regional Scranton	108 (28.6%)		Regional Scranton	90 (25.0%)
	Moses Taylor	75 (19.9%)		Moses Taylor	66 (18.3%)
• Removal of Bunion and Repair of Toe Deformity	North East SC	115 (39.1%)	• Repair of Torn Knee Cartilage	North East SC	317 (57.3%)
	Regional Hospital SC	67 (22.8%)		Regional Scranton	105 (19.0%)
	Geisinger-Community	52 (17.7%)		Moses Taylor	33 (6.0%)

NR = Not reported due to volume limitations
 NA = Not applicable
 SC = Surgical/surgery center
 When ties occur, facilities are listed alphabetically.

Common outpatient procedures by payer breakdown

	Medicare	Medicaid	Commercial	Other*
Colonoscopy with/without Biopsy	42.6%	3.6%	52.8%	0.9%
Incision and Drainage of Ear Drum	4.3%	30.8%	61.7%	3.2%
Release of Carpal Tunnel and Other Nerves in Arms/Legs	31.9%	9.4%	56.0%	2.8%
Removal of Breast Tumor or Partial Mastectomy	37.4%	4.2%	56.2%	2.1%
Removal of Bunion and Repair of Toe Deformity	25.2%	6.8%	65.6%	2.4%
Removal of Cataract and Insertion of Lens	74.7%	2.0%	21.4%	1.9%
Removal of Gallbladder and/or Gallstones	19.5%	9.6%	66.4%	4.6%
Removal of Tonsils and Adenoids	0.7%	24.2%	71.9%	3.2%
Repair of Hernia in Groin	25.0%	6.9%	65.6%	2.5%
Repair of Torn Knee Cartilage	12.5%	6.3%	79.7%	1.4%

* Includes other government, self-pay and unknown payer.

Want to know what Medicare pays health care facilities in PA for common outpatient services such as cataract surgery, MRIs or biopsies? Then visit PHC4's website at www.phc4.org and click on the interactive database of Medicare Payment Information for Common Outpatient Services.

About PHC4

Created by the PA General Assembly in 1986, the PA Health Care Cost Containment Council (PHC4) is an independent state agency that collects, analyzes and reports information used to improve the quality and restrain the cost of health care in the state. Each year, more than 840,000 reports are downloaded from the PHC4 website and nearly 100 organizations and individuals access and use PHC4 data through special requests. PHC4 is governed by a 25-member board of directors, representing business, labor, consumers, health care providers, insurers and state government.

Joe Martin, Executive Director
 225 Market Street, Suite 400, Harrisburg, PA 17101
 717-232-6787 • www.phc4.org



Lancaster County

Common Outpatient Procedures for Lancaster County Residents in FY 2013



1 in 7. In FY 2013, 1 in 7 Lancaster County residents (70,774) underwent an outpatient procedure in a Pennsylvania (PA) facility. Some of these residents had multiple outpatient procedure visits, for a total of 104,640 visits.

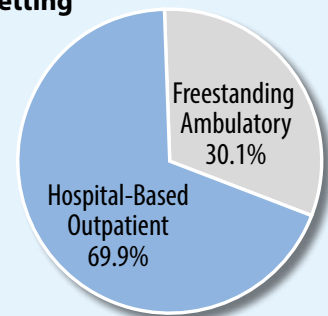
1.9 million. Statewide, 1.9 million PA residents had an outpatient procedure in a PA facility and about 27% of these had several outpatient procedure visits, for a total of 2.9 million visits in FY 2013.

PA Health Care Cost Containment Council



3.1 million. Overall, PHC4 collected 3.1 million outpatient procedure records (for PA and non-PA residents) from 174 hospital-based outpatient departments and 275 freestanding ambulatory surgery centers in FY 2013.

Outpatient Procedure Records by Setting



This report focuses on 10 outpatient procedures commonly performed in PA, with specific data shown for Lancaster Co.

Common Outpatient Procedures	Total for County Residents	% Freestanding Ambulatory Center	% Hospital Outpatient Department	Procedure Rate per 10,000 Residents	
				County Rate	State Rate
Colonoscopy with/without Biopsy	16,761	70.3%	29.7%	318.2	325.4
Incision and Drainage of Ear Drum	962	68.9%	31.1%	18.3	17.4
Release of Carpal Tunnel and Other Nerves in Arms/Legs	2,113	62.5%	37.5%	40.1	28.2
Removal of Breast Tumor or Partial Mastectomy	623	13.3%	86.7%	11.8	14.2
Removal of Bunion and Repair of Toe Deformity	573	29.7%	70.3%	10.9	12.1
Removal of Cataract and Insertion of Lens	7,469	81.1%	18.9%	141.8	146.2
Removal of Gallbladder and/or Gallstones	778	0.0%	100.0%	14.8	19.8
Removal of Tonsils and Adenoids	932	63.3%	36.7%	17.7	19.1
Repair of Hernia in Groin	1,093	38.0%	62.0%	20.7	18.2
Repair of Torn Knee Cartilage	1,874	55.2%	44.8%	35.6	30.1

Notes: These procedures were defined using the Agency for Healthcare Research and Quality's Clinical Classifications Software. Outpatient procedures that were incorporated into inpatient records (e.g., outpatient diagnostic services for patients admitted to the hospital within 3 days of their outpatient visit) were not included here.

PHC4's outpatient procedure data, available through its special request program, is an important resource for health care facilities and providers, insurers, researchers, and consultants in studying issues such as access to care, cost and reimbursements, community need, and strategic planning.

Where did Lancaster County residents have these outpatient procedures?

(Top 3 facilities by number of procedures)

	Top 3 Facilities	Number (%)		Top 3 Facilities	Number (%)
• Colonoscopy with/without Biopsy	Lancaster Gastro Center	4,751 (28.3%)	• Removal of Cataract and Insertion of Lens	Physicians' SC Lancaster	2,842 (38.1%)
	Mid-Atlantic Gastro Ctr	3,237 (19.3%)		SC Lancaster	1,957 (26.2%)
	Mid-Atlantic Gastro II	2,899 (17.3%)		Lancaster General	546 (7.3%)
• Incision and Drainage of Ear Drum	SC Lancaster	465 (48.3%)	• Removal of Gallbladder and/or Gallstones	Lancaster General	328 (42.2%)
	Physicians' SC Lancaster	101 (10.5%)		Ephrata Community	162 (20.8%)
	Milton S Hershey	99 (10.3%)		Lancaster Regional	129 (16.6%)
• Release of Carpal Tunnel and Other Nerves in Arms/Legs	SC Lancaster	570 (27.0%)	• Removal of Tonsils and Adenoids	SC Lancaster	461 (49.5%)
	North Pointe SC	392 (18.6%)		Lancaster General	90 (9.7%)
	Lancaster General	284 (13.4%)		Ephrata Community	75 (8.0%)
• Removal of Breast Tumor or Partial Mastectomy	Lancaster General	275 (44.1%)	• Repair of Hernia in Groin	Physicians' SC Lancaster	304 (27.8%)
	Heart of Lancaster	98 (15.7%)		Lancaster General	181 (16.6%)
	Ephrata Community	90 (14.4%)		Ephrata Community	174 (15.9%)
• Removal of Bunion and Repair of Toe Deformity	Lancaster General	317 (55.3%)	• Repair of Torn Knee Cartilage	SC Lancaster	459 (24.5%)
	Ephrata Community	48 (8.4%)		Lancaster General	349 (18.6%)
	Foot and Ankle SC	46 (8.0%)		North Pointe SC	340 (18.1%)

NR = Not reported due to volume limitations
 NA = Not applicable
 SC = Surgical/surgery center
 When ties occur, facilities are listed alphabetically.

Common outpatient procedures by payer breakdown

	Medicare	Medicaid	Commercial	Other*
Colonoscopy with/without Biopsy	24.1%	5.4%	62.2%	8.4%
Incision and Drainage of Ear Drum	12.6%	25.4%	54.9%	7.2%
Release of Carpal Tunnel and Other Nerves in Arms/Legs	34.6%	8.7%	53.3%	3.4%
Removal of Breast Tumor or Partial Mastectomy	35.0%	7.5%	53.5%	4.0%
Removal of Bunion and Repair of Toe Deformity	31.9%	5.9%	57.4%	4.7%
Removal of Cataract and Insertion of Lens	71.0%	2.3%	23.5%	3.2%
Removal of Gallbladder and/or Gallstones	21.1%	12.6%	57.6%	8.7%
Removal of Tonsils and Adenoids	5.5%	27.6%	60.6%	6.3%
Repair of Hernia in Groin	29.4%	5.8%	56.3%	8.6%
Repair of Torn Knee Cartilage	22.2%	6.5%	66.7%	4.6%

Want to know what Medicare pays health care facilities in PA for common outpatient services such as cataract surgery, MRIs or biopsies? Then visit PHC4's website at www.phc4.org and click on the interactive database of Medicare Payment Information for Common Outpatient Services.

* Includes other government, self-pay and unknown payer.

About PHC4

Created by the PA General Assembly in 1986, the PA Health Care Cost Containment Council (PHC4) is an independent state agency that collects, analyzes and reports information used to improve the quality and restrain the cost of health care in the state. Each year, more than 840,000 reports are downloaded from the PHC4 website and nearly 100 organizations and individuals access and use PHC4 data through special requests. PHC4 is governed by a 25-member board of directors, representing business, labor, consumers, health care providers, insurers and state government.

Joe Martin, Executive Director
 225 Market Street, Suite 400, Harrisburg, PA 17101
 717-232-6787 • www.phc4.org



Lawrence County

Lawrence
County

Common Outpatient Procedures for Lawrence County Residents in FY 2013

1 in 6. In FY 2013, 1 in 6 Lawrence County residents (15,289) underwent an outpatient procedure in a Pennsylvania (PA) facility. Some of these residents had multiple outpatient procedure visits, for a total of 25,305 visits.

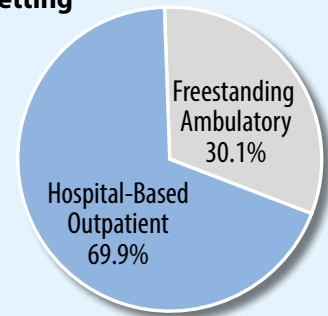
1.9 million. Statewide, 1.9 million PA residents had an outpatient procedure in a PA facility and about 27% of these had several outpatient procedure visits, for a total of 2.9 million visits in FY 2013.

PA Health Care Cost Containment Council



3.1 million. Overall, PHC4 collected 3.1 million outpatient procedure records (for PA and non-PA residents) from 174 hospital-based outpatient departments and 275 freestanding ambulatory surgery centers in FY 2013.

Outpatient Procedure Records by Setting



This report focuses on 10 outpatient procedures commonly performed in PA, with specific data shown for Lawrence Co.

Common Outpatient Procedures	Total for County Residents	% Freestanding Ambulatory Center	% Hospital Outpatient Department	Procedure Rate per 10,000 Residents	
				County Rate	State Rate
Colonoscopy with/without Biopsy	2,908	34.9%	65.1%	323.6	325.4
Incision and Drainage of Ear Drum	149	33.6%	66.4%	16.6	17.4
Release of Carpal Tunnel and Other Nerves in Arms/Legs	405	41.0%	59.0%	45.1	28.2
Removal of Breast Tumor or Partial Mastectomy	105	0.0%	100.0%	11.7	14.2
Removal of Bunion and Repair of Toe Deformity	109	8.3%	91.7%	12.1	12.1
Removal of Cataract and Insertion of Lens	1,253	57.6%	42.4%	139.4	146.2
Removal of Gallbladder and/or Gallstones	366	0.0%	100.0%	40.7	19.8
Removal of Tonsils and Adenoids	199	24.6%	75.4%	22.1	19.1
Repair of Hernia in Groin	192	7.8%	92.2%	21.4	18.2
Repair of Torn Knee Cartilage	387	5.7%	94.3%	43.1	30.1

Notes: These procedures were defined using the Agency for Healthcare Research and Quality's Clinical Classifications Software. Outpatient procedures that were incorporated into inpatient records (e.g., outpatient diagnostic services for patients admitted to the hospital within 3 days of their outpatient visit) were not included here.

PHC4's outpatient procedure data, available through its special request program, is an important resource for health care facilities and providers, insurers, researchers, and consultants in studying issues such as access to care, cost and reimbursements, community need, and strategic planning.

Where did Lawrence County residents have these outpatient procedures?

(Top 3 facilities by number of procedures)

	Top 3 Facilities	Number (%)		Top 3 Facilities	Number (%)
• Colonoscopy with/ without Biopsy	Jameson Memorial	1,156 (39.8%)	• Removal of Cataract and Insertion of Lens	Lawrence County SC	549 (43.8%)
	Four Seasons Endoscopy	845 (29.1%)		Jameson Memorial	302 (24.1%)
	Ellwood City	340 (11.7%)		Heritage Valley Beaver	91 (7.3%)
• Incision and Drainage of Ear Drum	CHP North SC	48 (32.2%)	• Removal of Gallbladder and/or Gallstones	Jameson Memorial	193 (52.7%)
	Jameson Memorial	38 (25.5%)		Ellwood City	57 (15.6%)
	Children's Hosp Pgh/UPMC	27 (18.1%)		Heritage Valley Beaver	40 (10.9%)
• Release of Carpal Tunnel and Other Nerves in Arms/Legs	Jameson Memorial	86 (21.2%)	• Removal of Tonsils and Adenoids	Jameson Memorial	60 (30.2%)
	UPMC St. Margaret OP Ctr	80 (19.8%)		CHP North SC	44 (22.1%)
	Western PA SC	70 (17.3%)		Children's Hosp Pgh/UPMC	37 (18.6%)
• Removal of Breast Tumor or Partial Mastectomy	Jameson Memorial	27 (25.7%)	• Repair of Hernia in Groin	Jameson Memorial	90 (46.9%)
	UPMC Horizon	17 (16.2%)		Ellwood City	25 (13.0%)
	UPMC Passavant	17 (16.2%)		Heritage Valley Beaver	13 (6.8%)
• Removal of Bunion and Repair of Toe Deformity	Jameson Memorial	46 (42.2%)	• Repair of Torn Knee Cartilage	Jameson Memorial	141 (36.4%)
	Ellwood City	18 (16.5%)		UPMC Horizon	55 (14.2%)
	UPMC Horizon	13 (11.9%)		Sharon Regional	53 (13.7%)

NR = Not reported due to volume limitations
 NA = Not applicable
 SC = Surgical/surgery center
 When ties occur, facilities are listed alphabetically.

Common outpatient procedures by payer breakdown

	Medicare	Medicaid	Commercial	Other*
Colonoscopy with/without Biopsy	30.7%	5.1%	59.6%	4.6%
Incision and Drainage of Ear Drum	1.3%	40.3%	47.0%	11.4%
Release of Carpal Tunnel and Other Nerves in Arms/Legs	27.4%	8.1%	56.3%	8.1%
Removal of Breast Tumor or Partial Mastectomy	41.0%	8.6%	39.0%	11.4%
Removal of Bunion and Repair of Toe Deformity	26.6%	14.7%	54.1%	4.6%
Removal of Cataract and Insertion of Lens	66.3%	2.4%	29.6%	1.7%
Removal of Gallbladder and/or Gallstones	20.8%	8.2%	63.7%	7.4%
Removal of Tonsils and Adenoids	2.5%	30.2%	57.3%	10.1%
Repair of Hernia in Groin	36.5%	9.9%	48.4%	5.2%
Repair of Torn Knee Cartilage	19.6%	7.2%	65.4%	7.8%

Want to know what Medicare pays health care facilities in PA for common outpatient services such as cataract surgery, MRIs or biopsies? Then visit PHC4's website at www.phc4.org and click on the interactive database of Medicare Payment Information for Common Outpatient Services.

* Includes other government, self-pay and unknown payer.

About PHC4

Created by the PA General Assembly in 1986, the PA Health Care Cost Containment Council (PHC4) is an independent state agency that collects, analyzes and reports information used to improve the quality and restrain the cost of health care in the state. Each year, more than 840,000 reports are downloaded from the PHC4 website and nearly 100 organizations and individuals access and use PHC4 data through special requests. PHC4 is governed by a 25-member board of directors, representing business, labor, consumers, health care providers, insurers and state government.

Joe Martin, Executive Director
 225 Market Street, Suite 400, Harrisburg, PA 17101
 717-232-6787 • www.phc4.org



Lebanon County

Common Outpatient Procedures for Lebanon County Residents in FY 2013

Lebanon County

1 in 4. In FY 2013, 1 in 4 Lebanon County residents (32,340) underwent an outpatient procedure in a Pennsylvania (PA) facility. Some of these residents had multiple outpatient procedure visits, for a total of 56,689 visits.

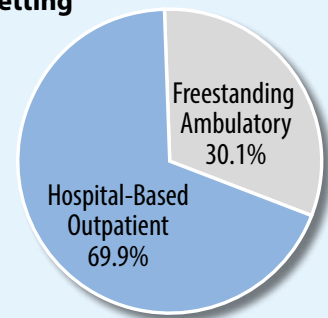
1.9 million. Statewide, 1.9 million PA residents had an outpatient procedure in a PA facility and about 27% of these had several outpatient procedure visits, for a total of 2.9 million visits in FY 2013.

PA Health Care Cost Containment Council



3.1 million. Overall, PHC4 collected 3.1 million outpatient procedure records (for PA and non-PA residents) from 174 hospital-based outpatient departments and 275 freestanding ambulatory surgery centers in FY 2013.

Outpatient Procedure Records by Setting



This report focuses on 10 outpatient procedures commonly performed in PA, with specific data shown for Lebanon Co.

Common Outpatient Procedures	Total for County Residents	% Freestanding Ambulatory Center	% Hospital Outpatient Department	Procedure Rate per 10,000 Residents	
				County Rate	State Rate
Colonoscopy with/without Biopsy	3,849	90.7%	9.3%	284.6	325.4
Incision and Drainage of Ear Drum	382	85.3%	14.7%	28.2	17.4
Release of Carpal Tunnel and Other Nerves in Arms/Legs	431	81.2%	18.8%	31.9	28.2
Removal of Breast Tumor or Partial Mastectomy	199	21.6%	78.4%	14.7	14.2
Removal of Bunion and Repair of Toe Deformity	187	64.7%	35.3%	13.8	12.1
Removal of Cataract and Insertion of Lens	2,393	95.7%	4.3%	176.9	146.2
Removal of Gallbladder and/or Gallstones	323	6.2%	93.8%	23.9	19.8
Removal of Tonsils and Adenoids	381	81.9%	18.1%	28.2	19.1
Repair of Hernia in Groin	306	33.0%	67.0%	22.6	18.2
Repair of Torn Knee Cartilage	341	76.2%	23.8%	25.2	30.1

Notes: These procedures were defined using the Agency for Healthcare Research and Quality's Clinical Classifications Software. Outpatient procedures that were incorporated into inpatient records (e.g., outpatient diagnostic services for patients admitted to the hospital within 3 days of their outpatient visit) were not included here.

PHC4's outpatient procedure data, available through its special request program, is an important resource for health care facilities and providers, insurers, researchers, and consultants in studying issues such as access to care, cost and reimbursements, community need, and strategic planning.

Where did Lebanon County residents have these outpatient procedures?

(Top 3 facilities by number of procedures)

	Top 3 Facilities	Number (%)		Top 3 Facilities	Number (%)
• Colonoscopy with/ without Biopsy	GSH Outpatient SC	1,102 (28.6%)	• Removal of Cataract and Insertion of Lens	SC of Lebanon	939 (39.2%)
	Endoscopy Ctr/Central PA	1,034 (26.9%)		Valley View SC	930 (38.9%)
	Hershey Endoscopy Center	572 (14.9%)		Hershey Outpatient SC	92 (3.8%)
• Incision and Drainage of Ear Drum	SC of Lebanon	249 (65.2%)	• Removal of Gallbladder and/or Gallstones	Good Samaritan/Lebanon	203 (62.8%)
	Susquehanna Valley SC	51 (13.4%)		Milton S Hershey	65 (20.1%)
	Milton S Hershey	36 (9.4%)		SC of Lebanon	20 (6.2%)
• Release of Carpal Tunnel and Other Nerves in Arms/Legs	SC of Lebanon	177 (41.1%)	• Removal of Tonsils and Adenoids	SC of Lebanon	249 (65.4%)
	Hershey Outpatient SC	71 (16.5%)		Milton S Hershey	34 (8.9%)
	Milton S Hershey	33 (7.7%)		Susquehanna Valley SC	32 (8.4%)
• Removal of Breast Tumor or Partial Mastectomy	Good Samaritan/Lebanon	106 (53.3%)	• Repair of Hernia in Groin	Good Samaritan/Lebanon	120 (39.2%)
	Milton S Hershey	33 (16.6%)		SC of Lebanon	79 (25.8%)
	SC of Lebanon	26 (13.1%)		Milton S Hershey	55 (18.0%)
• Removal of Bunion and Repair of Toe Deformity	GSH Outpatient SC	67 (35.8%)	• Repair of Torn Knee Cartilage	SC of Lebanon	106 (31.1%)
	Milton S Hershey	29 (15.5%)		Susquehanna Valley SC	52 (15.2%)
	* See footnote	17 (9.1%)		Hershey Outpatient SC	46 (13.5%)

NR = Not reported due to volume limitations

NA = Not applicable

SC = Surgical/surgery center

When ties occur, facilities are listed alphabetically.

* Good Samaritan/Lebanon and Hershey Outpatient SC were tied at 17.

Common outpatient procedures by payer breakdown

	Medicare	Medicaid	Commercial	Other*
Colonoscopy with/without Biopsy	29.2%	3.1%	64.3%	3.5%
Incision and Drainage of Ear Drum	9.7%	29.1%	55.8%	5.5%
Release of Carpal Tunnel and Other Nerves in Arms/Legs	33.2%	7.7%	55.0%	4.2%
Removal of Breast Tumor or Partial Mastectomy	40.7%	6.0%	48.2%	5.0%
Removal of Bunion and Repair of Toe Deformity	24.1%	4.3%	64.7%	7.0%
Removal of Cataract and Insertion of Lens	73.3%	1.5%	21.7%	3.4%
Removal of Gallbladder and/or Gallstones	17.6%	11.1%	64.4%	6.8%
Removal of Tonsils and Adenoids	1.6%	29.1%	63.3%	6.0%
Repair of Hernia in Groin	22.2%	7.8%	62.4%	7.5%
Repair of Torn Knee Cartilage	14.1%	7.0%	73.3%	5.6%

* Includes other government, self-pay and unknown payer.

Want to know what Medicare pays health care facilities in PA for common outpatient services such as cataract surgery, MRIs or biopsies? Then visit PHC4's website at www.phc4.org and click on the interactive database of Medicare Payment Information for Common Outpatient Services.

About PHC4

Created by the PA General Assembly in 1986, the PA Health Care Cost Containment Council (PHC4) is an independent state agency that collects, analyzes and reports information used to improve the quality and restrain the cost of health care in the state. Each year, more than 840,000 reports are downloaded from the PHC4 website and nearly 100 organizations and individuals access and use PHC4 data through special requests. PHC4 is governed by a 25-member board of directors, representing business, labor, consumers, health care providers, insurers and state government.

Joe Martin, Executive Director
225 Market Street, Suite 400, Harrisburg, PA 17101
717-232-6787 • www.phc4.org



Lehigh County

Common Outpatient Procedures for Lehigh County Residents in FY 2013



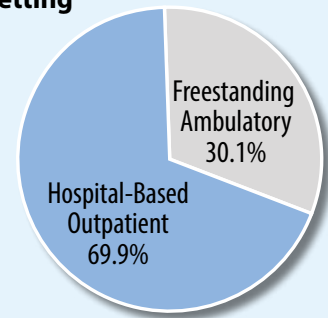
1 in 7. In FY 2013, 1 in 7 Lehigh County residents (48,405) underwent an outpatient procedure in a Pennsylvania (PA) facility. Some of these residents had multiple outpatient procedure visits, for a total of 78,333 visits.

1.9 million. Statewide, 1.9 million PA residents had an outpatient procedure in a PA facility and about 27% of these had several outpatient procedure visits, for a total of 2.9 million visits in FY 2013.

PA Health Care Cost Containment Council

3.1 million. Overall, PHC4 collected 3.1 million outpatient procedure records (for PA and non-PA residents) from 174 hospital-based outpatient departments and 275 freestanding ambulatory surgery centers in FY 2013.

Outpatient Procedure Records by Setting



This report focuses on 10 outpatient procedures commonly performed in PA, with specific data shown for Lehigh Co.

Common Outpatient Procedures	Total for County Residents	% Freestanding Ambulatory Center	% Hospital Outpatient Department	Procedure Rate per 10,000 Residents	
				County Rate	State Rate
Colonoscopy with/without Biopsy	10,743	64.1%	35.9%	302.4	325.4
Incision and Drainage of Ear Drum	446	40.8%	59.2%	12.6	17.4
Release of Carpal Tunnel and Other Nerves in Arms/Legs	886	55.2%	44.8%	24.9	28.2
Removal of Breast Tumor or Partial Mastectomy	444	3.4%	96.6%	12.5	14.2
Removal of Bunion and Repair of Toe Deformity	518	5.4%	94.6%	14.6	12.1
Removal of Cataract and Insertion of Lens	4,483	88.1%	11.9%	126.2	146.2
Removal of Gallbladder and/or Gallstones	516	4.5%	95.5%	14.5	19.8
Removal of Tonsils and Adenoids	462	35.7%	64.3%	13.0	19.1
Repair of Hernia in Groin	666	36.6%	63.4%	18.7	18.2
Repair of Torn Knee Cartilage	1,074	36.0%	64.0%	30.2	30.1

Notes: These procedures were defined using the Agency for Healthcare Research and Quality's Clinical Classifications Software. Outpatient procedures that were incorporated into inpatient records (e.g., outpatient diagnostic services for patients admitted to the hospital within 3 days of their outpatient visit) were not included here.

PHC4's outpatient procedure data, available through its special request program, is an important resource for health care facilities and providers, insurers, researchers, and consultants in studying issues such as access to care, cost and reimbursements, community need, and strategic planning.

Where did Lehigh County residents have these outpatient procedures?

(Top 3 facilities by number of procedures)

	Top 3 Facilities	Number (%)		Top 3 Facilities	Number (%)
• Colonoscopy with/without Biopsy	College Heights Endoscopy	3,145 (29.3%)	• Removal of Cataract and Insertion of Lens	Valley Eye SC	2,264 (50.5%)
	Lehigh Valley	1,879 (17.5%)		SC of Allentown	679 (15.1%)
	Eastern PA Endoscopy	1,671 (15.6%)		Fairgrounds SC	626 (14.0%)
• Incision and Drainage of Ear Drum	SC of Allentown	137 (30.7%)	• Removal of Gallbladder and/or Gallstones	Lehigh Valley	239 (46.3%)
	St Luke's/Bethlehem	115 (25.8%)		St Luke's/Bethlehem	109 (21.1%)
	Lehigh Valley	78 (17.5%)		Lehigh Valley/Muhlenberg	59 (11.4%)
• Release of Carpal Tunnel and Other Nerves in Arms/Legs	SC of Allentown	392 (44.2%)	• Removal of Tonsils and Adenoids	St Luke's/Bethlehem	135 (29.2%)
	St Luke's/Bethlehem	103 (11.6%)		SC of Allentown	124 (26.8%)
	Fairgrounds SC	84 (9.5%)		Lehigh Valley	62 (13.4%)
• Removal of Breast Tumor or Partial Mastectomy	Lehigh Valley/Muhlenberg	125 (28.2%)	• Repair of Hernia in Groin	Fairgrounds SC	236 (35.4%)
	Lehigh Valley	108 (24.3%)		Lehigh Valley	165 (24.8%)
	St Luke's/Bethlehem	71 (16.0%)		St Luke's/Bethlehem	111 (16.7%)
• Removal of Bunion and Repair of Toe Deformity	St Luke's/Bethlehem	139 (26.8%)	• Repair of Torn Knee Cartilage	SC of Allentown	217 (20.2%)
	Lehigh Valley	101 (19.5%)		Lehigh Valley	172 (16.0%)
	Surg Spec/Coordinated	99 (19.1%)		Fairgrounds SC	153 (14.2%)

NR = Not reported due to volume limitations
 NA = Not applicable
 SC = Surgical/surgery center
 When ties occur, facilities are listed alphabetically.

Common outpatient procedures by payer breakdown

	Medicare	Medicaid	Commercial	Other*
Colonoscopy with/without Biopsy	34.3%	3.4%	57.9%	4.4%
Incision and Drainage of Ear Drum	7.0%	26.7%	63.9%	2.5%
Release of Carpal Tunnel and Other Nerves in Arms/Legs	33.2%	4.9%	59.4%	2.6%
Removal of Breast Tumor or Partial Mastectomy	36.7%	8.3%	52.3%	2.7%
Removal of Bunion and Repair of Toe Deformity	26.1%	6.4%	67.0%	0.6%
Removal of Cataract and Insertion of Lens	71.1%	3.4%	21.3%	4.1%
Removal of Gallbladder and/or Gallstones	21.3%	16.3%	59.3%	3.1%
Removal of Tonsils and Adenoids	0.6%	28.4%	68.8%	2.2%
Repair of Hernia in Groin	26.7%	7.7%	62.6%	3.0%
Repair of Torn Knee Cartilage	15.8%	4.1%	77.9%	2.1%

Want to know what Medicare pays health care facilities in PA for common outpatient services such as cataract surgery, MRIs or biopsies? Then visit PHC4's website at www.phc4.org and click on the interactive database of Medicare Payment Information for Common Outpatient Services.

* Includes other government, self-pay and unknown payer.

About PHC4

Created by the PA General Assembly in 1986, the PA Health Care Cost Containment Council (PHC4) is an independent state agency that collects, analyzes and reports information used to improve the quality and restrain the cost of health care in the state. Each year, more than 840,000 reports are downloaded from the PHC4 website and nearly 100 organizations and individuals access and use PHC4 data through special requests. PHC4 is governed by a 25-member board of directors, representing business, labor, consumers, health care providers, insurers and state government.

Joe Martin, Executive Director
 225 Market Street, Suite 400, Harrisburg, PA 17101
 717-232-6787 • www.phc4.org



Luzerne County

Common Outpatient Procedures for Luzerne County Residents in FY 2013



1 in 7. In FY 2013, 1 in 7 Luzerne County residents (46,743) underwent an outpatient procedure in a Pennsylvania (PA) facility. Some of these residents had multiple outpatient procedure visits, for a total of 69,105 visits.

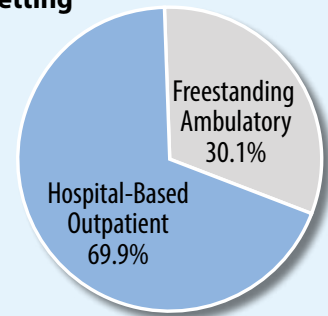
1.9 million. Statewide, 1.9 million PA residents had an outpatient procedure in a PA facility and about 27% of these had several outpatient procedure visits, for a total of 2.9 million visits in FY 2013.

PA Health Care Cost Containment Council



3.1 million. Overall, PHC4 collected 3.1 million outpatient procedure records (for PA and non-PA residents) from 174 hospital-based outpatient departments and 275 freestanding ambulatory surgery centers in FY 2013.

Outpatient Procedure Records by Setting



This report focuses on 10 outpatient procedures commonly performed in PA, with specific data shown for Luzerne Co.

Common Outpatient Procedures	Total for County Residents	% Freestanding Ambulatory Center	% Hospital Outpatient Department	Procedure Rate per 10,000 Residents	
				County Rate	State Rate
Colonoscopy with/without Biopsy	9,122	66.6%	33.4%	284.2	325.4
Incision and Drainage of Ear Drum	578	80.4%	19.6%	18.0	17.4
Release of Carpal Tunnel and Other Nerves in Arms/Legs	742	69.9%	30.1%	23.1	28.2
Removal of Breast Tumor or Partial Mastectomy	632	54.9%	45.1%	19.7	14.2
Removal of Bunion and Repair of Toe Deformity	354	80.5%	19.5%	11.0	12.1
Removal of Cataract and Insertion of Lens	4,763	98.7%	1.3%	148.4	146.2
Removal of Gallbladder and/or Gallstones	966	0.6%	99.4%	30.1	19.8
Removal of Tonsils and Adenoids	645	73.0%	27.0%	20.1	19.1
Repair of Hernia in Groin	568	34.9%	65.1%	17.7	18.2
Repair of Torn Knee Cartilage	739	62.7%	37.3%	23.0	30.1

Notes: These procedures were defined using the Agency for Healthcare Research and Quality's Clinical Classifications Software. Outpatient procedures that were incorporated into inpatient records (e.g., outpatient diagnostic services for patients admitted to the hospital within 3 days of their outpatient visit) were not included here.

PHC4's outpatient procedure data, available through its special request program, is an important resource for health care facilities and providers, insurers, researchers, and consultants in studying issues such as access to care, cost and reimbursements, community need, and strategic planning.

Where did Luzerne County residents have these outpatient procedures?

(Top 3 facilities by number of procedures)

	Top 3 Facilities	Number (%)		Top 3 Facilities	Number (%)
• Colonoscopy with/ without Biopsy	Gateway SC	3,428 (37.6%)	• Removal of Cataract and Insertion of Lens	Kingston Ophthalmology	2,576 (54.1%)
	Geisinger Wyoming Valley	1,638 (18.0%)		Hazleton ASC	685 (14.4%)
	Riverview ASC	861 (9.4%)		Surgical Specialty NE PA	458 (9.6%)
• Incision and Drainage of Ear Drum	Riverview ASC	127 (22.0%)	• Removal of Gallbladder and/or Gallstones	Wilkes-Barre General	504 (52.2%)
	Surgical Specialty NE PA	80 (13.8%)		Geisinger Wyoming Valley	223 (23.1%)
	Same Day Geisinger South	78 (13.5%)		Hazleton General	90 (9.3%)
• Release of Carpal Tunnel and Other Nerves in Arms/Legs	Surgical Specialty NE PA	113 (15.2%)	• Removal of Tonsils and Adenoids	Riverview ASC	115 (17.8%)
	Same Day Geisinger South	103 (13.9%)		Surgical Specialty NE PA	90 (14.0%)
	Center Same Day Surgery	101 (13.6%)		Same Day Geisinger South	87 (13.5%)
• Removal of Breast Tumor or Partial Mastectomy	Surgical Specialty NE PA	272 (43.0%)	• Repair of Hernia in Groin	Wilkes-Barre General	196 (34.5%)
	Wilkes-Barre General	106 (16.8%)		Center Same Day Surgery	61 (10.7%)
	Geisinger Wyoming Valley	86 (13.6%)		Same Day Geisinger South	55 (9.7%)
• Removal of Bunion and Repair of Toe Deformity	Surgical Specialty NE PA	143 (40.4%)	• Repair of Torn Knee Cartilage	Center Same Day Surgery	132 (17.9%)
	Center Same Day Surgery	72 (20.3%)		Wilkes-Barre General	104 (14.1%)
	Same Day Geisinger South	36 (10.2%)		Surgical Specialty NE PA	76 (10.3%)

NR = Not reported due to volume limitations
 NA = Not applicable
 SC = Surgical/surgery center
 When ties occur, facilities are listed alphabetically.

Common outpatient procedures by payer breakdown

	Medicare	Medicaid	Commercial	Other*
Colonoscopy with/without Biopsy	33.9%	2.9%	60.3%	2.9%
Incision and Drainage of Ear Drum	8.0%	25.8%	64.9%	1.4%
Release of Carpal Tunnel and Other Nerves in Arms/Legs	33.8%	6.3%	57.3%	2.6%
Removal of Breast Tumor or Partial Mastectomy	31.8%	7.8%	57.1%	3.3%
Removal of Bunion and Repair of Toe Deformity	33.9%	6.5%	55.9%	3.7%
Removal of Cataract and Insertion of Lens	71.2%	2.2%	24.7%	1.9%
Removal of Gallbladder and/or Gallstones	16.9%	10.0%	71.5%	1.6%
Removal of Tonsils and Adenoids	1.2%	29.6%	66.7%	2.5%
Repair of Hernia in Groin	26.9%	8.5%	61.4%	3.2%
Repair of Torn Knee Cartilage	13.7%	4.2%	79.3%	2.8%

Want to know what Medicare pays health care facilities in PA for common outpatient services such as cataract surgery, MRIs or biopsies? Then visit PHC4's website at www.phc4.org and click on the interactive database of Medicare Payment Information for Common Outpatient Services.

* Includes other government, self-pay and unknown payer.

About PHC4

Created by the PA General Assembly in 1986, the PA Health Care Cost Containment Council (PHC4) is an independent state agency that collects, analyzes and reports information used to improve the quality and restrain the cost of health care in the state. Each year, more than 840,000 reports are downloaded from the PHC4 website and nearly 100 organizations and individuals access and use PHC4 data through special requests. PHC4 is governed by a 25-member board of directors, representing business, labor, consumers, health care providers, insurers and state government.

Joe Martin, Executive Director
 225 Market Street, Suite 400, Harrisburg, PA 17101
 717-232-6787 • www.phc4.org



Lycoming County

Common Outpatient Procedures for Lycoming County Residents in FY 2013



1 in 7. In FY 2013, 1 in 7 Lycoming County residents (17,382) underwent an outpatient procedure in a Pennsylvania (PA) facility. Some of these residents had multiple outpatient procedure visits, for a total of 25,029 visits.

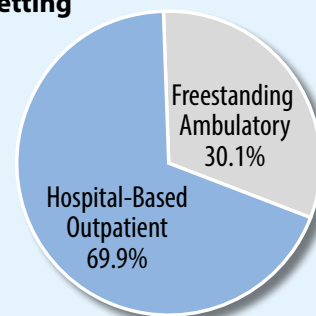
1.9 million. Statewide, 1.9 million PA residents had an outpatient procedure in a PA facility and about 27% of these had several outpatient procedure visits, for a total of 2.9 million visits in FY 2013.

PA Health Care Cost Containment Council



3.1 million. Overall, PHC4 collected 3.1 million outpatient procedure records (for PA and non-PA residents) from 174 hospital-based outpatient departments and 275 freestanding ambulatory surgery centers in FY 2013.

Outpatient Procedure Records by Setting



This report focuses on 10 outpatient procedures commonly performed in PA, with specific data shown for Lycoming Co.

Common Outpatient Procedures	Total for County Residents	% Freestanding Ambulatory Center	% Hospital Outpatient Department	Procedure Rate per 10,000 Residents	
				County Rate	State Rate
Colonoscopy with/without Biopsy	2,992	84.0%	16.0%	255.4	325.4
Incision and Drainage of Ear Drum	107	66.4%	33.6%	9.1	17.4
Release of Carpal Tunnel and Other Nerves in Arms/Legs	126	46.8%	53.2%	10.8	28.2
Removal of Breast Tumor or Partial Mastectomy	17	0.0%	100.0%	1.5	14.2
Removal of Bunion and Repair of Toe Deformity	46	52.2%	47.8%	3.9	12.1
Removal of Cataract and Insertion of Lens	2,242	98.4%	1.6%	191.3	146.2
Removal of Gallbladder and/or Gallstones	88	0.0%	100.0%	7.5	19.8
Removal of Tonsils and Adenoids	103	64.1%	35.9%	8.8	19.1
Repair of Hernia in Groin	61	14.8%	85.2%	5.2	18.2
Repair of Torn Knee Cartilage	91	62.6%	37.4%	7.8	30.1

Notes: These procedures were defined using the Agency for Healthcare Research and Quality's Clinical Classifications Software. Outpatient procedures that were incorporated into inpatient records (e.g., outpatient diagnostic services for patients admitted to the hospital within 3 days of their outpatient visit) were not included here.

PHC4's outpatient procedure data, available through its special request program, is an important resource for health care facilities and providers, insurers, researchers, and consultants in studying issues such as access to care, cost and reimbursements, community need, and strategic planning.

Where did Lycoming County residents have these outpatient procedures?

(Top 3 facilities by number of procedures)

	Top 3 Facilities	Number (%)		Top 3 Facilities	Number (%)
• Colonoscopy with/ without Biopsy	Susquehanna Endoscopy	2,250 (75.2%)	• Removal of Cataract and Insertion of Lens	SC Central PA	2,069 (92.3%)
	Jersey Shore	269 (9.0%)		Geisinger OP Woodbine	59 (2.6%)
	Geisinger/Danville	160 (5.3%)		Betz Ophthalmology	58 (2.6%)
• Incision and Drainage of Ear Drum	SC Central PA	46 (43.0%)	• Removal of Gallbladder and/or Gallstones	Geisinger/Danville	36 (40.9%)
	Geisinger/Danville	26 (24.3%)		Jersey Shore	31 (35.2%)
	Geisinger OP Woodbine	22 (20.6%)		Evangelical Community	16 (18.2%)
• Release of Carpal Tunnel and Other Nerves in Arms/Legs	Jersey Shore	31 (24.6%)	• Removal of Tonsils and Adenoids	SC Central PA	52 (50.5%)
	Geisinger OP Woodbine	26 (20.6%)		Geisinger/Danville	28 (27.2%)
	Evangelical ASC	25 (19.8%)		Geisinger OP Woodbine	14 (13.6%)
• Removal of Breast Tumor or Partial Mastectomy	Geisinger/Danville	12 (70.6%)	• Repair of Hernia in Groin	Jersey Shore	22 (36.1%)
	NR	<5 (NR)		Geisinger/Danville	16 (26.2%)
	NR	<5 (NR)		Evangelical Community	11 (18.0%)
• Removal of Bunion and Repair of Toe Deformity	Jersey Shore	18 (39.1%)	• Repair of Torn Knee Cartilage	Evangelical ASC	38 (41.8%)
	Brookpark SC	14 (30.4%)		Geisinger OP Woodbine	14 (15.4%)
	Geisinger OP Woodbine	5 (10.9%)		Evangelical Community	11 (12.1%)

NR = Not reported due to volume limitations
 NA = Not applicable
 SC = Surgical/surgery center
 When ties occur, facilities are listed alphabetically.

Common outpatient procedures by payer breakdown

	Medicare	Medicaid	Commercial	Other*
Colonoscopy with/without Biopsy	32.7%	2.6%	62.0%	2.7%
Incision and Drainage of Ear Drum	2.8%	22.4%	71.0%	3.7%
Release of Carpal Tunnel and Other Nerves in Arms/Legs	33.3%	7.1%	54.8%	4.8%
Removal of Breast Tumor or Partial Mastectomy	29.4%	11.8%	52.9%	5.9%
Removal of Bunion and Repair of Toe Deformity	56.5%	2.2%	39.1%	2.2%
Removal of Cataract and Insertion of Lens	64.8%	1.2%	33.0%	1.0%
Removal of Gallbladder and/or Gallstones	19.3%	8.0%	69.3%	3.4%
Removal of Tonsils and Adenoids	0.0%	22.3%	73.8%	3.9%
Repair of Hernia in Groin	21.3%	9.8%	68.9%	0.0%
Repair of Torn Knee Cartilage	12.1%	1.1%	74.7%	12.1%

* Includes other government, self-pay and unknown payer.

Want to know what Medicare pays health care facilities in PA for common outpatient services such as cataract surgery, MRIs or biopsies? Then visit PHC4's website at www.phc4.org and click on the interactive database of Medicare Payment Information for Common Outpatient Services.

About PHC4

Created by the PA General Assembly in 1986, the PA Health Care Cost Containment Council (PHC4) is an independent state agency that collects, analyzes and reports information used to improve the quality and restrain the cost of health care in the state. Each year, more than 840,000 reports are downloaded from the PHC4 website and nearly 100 organizations and individuals access and use PHC4 data through special requests. PHC4 is governed by a 25-member board of directors, representing business, labor, consumers, health care providers, insurers and state government.

Joe Martin, Executive Director
 225 Market Street, Suite 400, Harrisburg, PA 17101
 717-232-6787 • www.phc4.org



McKean County

Common Outpatient Procedures for McKean County Residents in FY 2013

McKean
County

1 in 7. In FY 2013, 1 in 7 McKean County residents (5,791) underwent an outpatient procedure in a Pennsylvania (PA) facility. Some of these residents had multiple outpatient procedure visits, for a total of 7,602 visits.

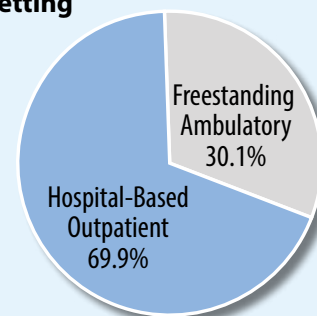
1.9 million. Statewide, 1.9 million PA residents had an outpatient procedure in a PA facility and about 27% of these had several outpatient procedure visits, for a total of 2.9 million visits in FY 2013.

PA Health Care Cost Containment Council



3.1 million. Overall, PHC4 collected 3.1 million outpatient procedure records (for PA and non-PA residents) from 174 hospital-based outpatient departments and 275 freestanding ambulatory surgery centers in FY 2013.

Outpatient Procedure Records by Setting



This report focuses on 10 outpatient procedures commonly performed in PA, with specific data shown for McKean Co.

Common Outpatient Procedures	Total for County Residents	% Freestanding Ambulatory Center	% Hospital Outpatient Department	Procedure Rate per 10,000 Residents	
				County Rate	State Rate
Colonoscopy with/without Biopsy	1,784	2.7%	97.3%	413.7	325.4
Incision and Drainage of Ear Drum	169	8.9%	91.1%	39.2	17.4
Release of Carpal Tunnel and Other Nerves in Arms/Legs	143	14.0%	86.0%	33.2	28.2
Removal of Breast Tumor or Partial Mastectomy	66	0.0%	100.0%	15.3	14.2
Removal of Bunion and Repair of Toe Deformity	58	5.2%	94.8%	13.4	12.1
Removal of Cataract and Insertion of Lens	855	65.3%	34.7%	198.3	146.2
Removal of Gallbladder and/or Gallstones	135	0.0%	100.0%	31.3	19.8
Removal of Tonsils and Adenoids	137	12.4%	87.6%	31.8	19.1
Repair of Hernia in Groin	95	5.3%	94.7%	22.0	18.2
Repair of Torn Knee Cartilage	113	11.5%	88.5%	26.2	30.1

Notes: These procedures were defined using the Agency for Healthcare Research and Quality's Clinical Classifications Software. Outpatient procedures that were incorporated into inpatient records (e.g., outpatient diagnostic services for patients admitted to the hospital within 3 days of their outpatient visit) were not included here.

PHC4's outpatient procedure data, available through its special request program, is an important resource for health care facilities and providers, insurers, researchers, and consultants in studying issues such as access to care, cost and reimbursements, community need, and strategic planning.

Where did McKean County residents have these outpatient procedures?

(Top 3 facilities by number of procedures)

	Top 3 Facilities	Number (%)		Top 3 Facilities	Number (%)
• Colonoscopy with/ without Biopsy	Bradford Regional	1,232 (69.1%)	• Removal of Cataract and Insertion of Lens	Regional ASC	401 (46.9%)
	Kane Community	247 (13.8%)		Bradford Regional	146 (17.1%)
	Charles Cole Memorial	211 (11.8%)		Pine Grove ASC	117 (13.7%)
• Incision and Drainage of Ear Drum	Bradford Regional	111 (65.7%)	• Removal of Gallbladder and/or Gallstones	Bradford Regional	91 (67.4%)
	Kane Community	11 (6.5%)		Kane Community	18 (13.3%)
	Elk Regional	10 (5.9%)		Charles Cole Memorial	13 (9.6%)
• Release of Carpal Tunnel and Other Nerves in Arms/Legs	Bradford Regional	49 (34.3%)	• Removal of Tonsils and Adenoids	Bradford Regional	59 (43.1%)
	Charles Cole Memorial	42 (29.4%)		Kane Community	26 (19.0%)
	Kane Community	20 (14.0%)		Charles Cole Memorial	19 (13.9%)
• Removal of Breast Tumor or Partial Mastectomy	Bradford Regional	48 (72.7%)	• Repair of Hernia in Groin	Bradford Regional	65 (68.4%)
	Charles Cole Memorial	13 (19.7%)		Charles Cole Memorial	13 (13.7%)
	NR	<5 (NR)		Kane Community	8 (8.4%)
• Removal of Bunion and Repair of Toe Deformity	Charles Cole Memorial	36 (62.1%)	• Repair of Torn Knee Cartilage	Bradford Regional	50 (44.2%)
	Bradford Regional	13 (22.4%)		Charles Cole Memorial	36 (31.9%)
	NR	<5 (NR)		Kane Community	7 (6.2%)

NR = Not reported due to volume limitations
 NA = Not applicable
 SC = Surgical/surgery center
 When ties occur, facilities are listed alphabetically.

Common outpatient procedures by payer breakdown

	Medicare	Medicaid	Commercial	Other*
Colonoscopy with/without Biopsy	35.3%	5.0%	56.2%	3.4%
Incision and Drainage of Ear Drum	7.7%	50.9%	39.6%	1.8%
Release of Carpal Tunnel and Other Nerves in Arms/Legs	34.3%	11.9%	49.0%	4.9%
Removal of Breast Tumor or Partial Mastectomy	21.2%	16.7%	60.6%	1.5%
Removal of Bunion and Repair of Toe Deformity	25.9%	12.1%	58.6%	3.4%
Removal of Cataract and Insertion of Lens	66.7%	2.0%	29.9%	1.4%
Removal of Gallbladder and/or Gallstones	23.0%	15.6%	56.3%	5.2%
Removal of Tonsils and Adenoids	0.7%	29.2%	66.4%	3.6%
Repair of Hernia in Groin	34.7%	10.5%	49.5%	5.3%
Repair of Torn Knee Cartilage	26.5%	7.1%	61.9%	4.4%

* Includes other government, self-pay and unknown payer.

Want to know what Medicare pays health care facilities in PA for common outpatient services such as cataract surgery, MRIs or biopsies? Then visit PHC4's website at www.phc4.org and click on the interactive database of Medicare Payment Information for Common Outpatient Services.

About PHC4

Created by the PA General Assembly in 1986, the PA Health Care Cost Containment Council (PHC4) is an independent state agency that collects, analyzes and reports information used to improve the quality and restrain the cost of health care in the state. Each year, more than 840,000 reports are downloaded from the PHC4 website and nearly 100 organizations and individuals access and use PHC4 data through special requests. PHC4 is governed by a 25-member board of directors, representing business, labor, consumers, health care providers, insurers and state government.

Joe Martin, Executive Director
 225 Market Street, Suite 400, Harrisburg, PA 17101
 717-232-6787 • www.phc4.org



Mercer County

Common Outpatient Procedures for Mercer County Residents in FY 2013

Mercer County

1 in 5. In FY 2013, 1 in 5 Mercer County residents (22,773) underwent an outpatient procedure in a Pennsylvania (PA) facility. Some of these residents had multiple outpatient procedure visits, for a total of 46,315 visits.

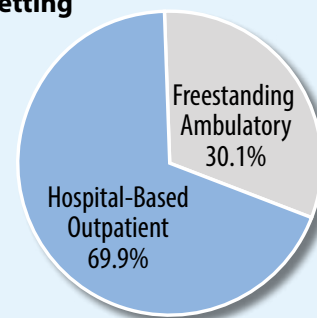
1.9 million. Statewide, 1.9 million PA residents had an outpatient procedure in a PA facility and about 27% of these had several outpatient procedure visits, for a total of 2.9 million visits in FY 2013.

PA Health Care Cost Containment Council



3.1 million. Overall, PHC4 collected 3.1 million outpatient procedure records (for PA and non-PA residents) from 174 hospital-based outpatient departments and 275 freestanding ambulatory surgery centers in FY 2013.

Outpatient Procedure Records by Setting



This report focuses on 10 outpatient procedures commonly performed in PA, with specific data shown for Mercer Co.

Common Outpatient Procedures	Total for County Residents	% Freestanding Ambulatory Center	% Hospital Outpatient Department	Procedure Rate per 10,000 Residents	
				County Rate	State Rate
Colonoscopy with/without Biopsy	3,347	5.6%	94.4%	289.4	325.4
Incision and Drainage of Ear Drum	207	28.0%	72.0%	17.9	17.4
Release of Carpal Tunnel and Other Nerves in Arms/Legs	550	23.8%	76.2%	47.6	28.2
Removal of Breast Tumor or Partial Mastectomy	146	1.4%	98.6%	12.6	14.2
Removal of Bunion and Repair of Toe Deformity	163	2.5%	97.5%	14.1	12.1
Removal of Cataract and Insertion of Lens	1,703	18.1%	81.9%	147.2	146.2
Removal of Gallbladder and/or Gallstones	347	0.0%	100.0%	30.0	19.8
Removal of Tonsils and Adenoids	281	16.0%	84.0%	24.3	19.1
Repair of Hernia in Groin	236	5.1%	94.9%	20.4	18.2
Repair of Torn Knee Cartilage	631	2.1%	97.9%	54.6	30.1

Notes: These procedures were defined using the Agency for Healthcare Research and Quality's Clinical Classifications Software. Outpatient procedures that were incorporated into inpatient records (e.g., outpatient diagnostic services for patients admitted to the hospital within 3 days of their outpatient visit) were not included here.

PHC4's outpatient procedure data, available through its special request program, is an important resource for health care facilities and providers, insurers, researchers, and consultants in studying issues such as access to care, cost and reimbursements, community need, and strategic planning.

Where did Mercer County residents have these outpatient procedures?

(Top 3 facilities by number of procedures)

	Top 3 Facilities	Number (%)		Top 3 Facilities	Number (%)
• Colonoscopy with/ without Biopsy	UPMC Horizon	1,397 (41.7%)	• Removal of Cataract and Insertion of Lens	Edgewood Surgical	569 (33.4%)
	Sharon Regional	980 (29.3%)		UPMC Horizon	335 (19.7%)
	Edgewood Surgical	313 (9.4%)		Sharon Regional	307 (18.0%)
• Incision and Drainage of Ear Drum	UPMC Horizon	69 (33.3%)	• Removal of Gallbladder and/or Gallstones	UPMC Horizon	161 (46.4%)
	CHP North SC	58 (28.0%)		Sharon Regional	96 (27.7%)
	Sharon Regional	33 (15.9%)		Grove City	39 (11.2%)
• Release of Carpal Tunnel and Other Nerves in Arms/Legs	Sharon Regional	170 (30.9%)	• Removal of Tonsils and Adenoids	UPMC Horizon	106 (37.7%)
	UPMC Horizon	144 (26.2%)		Sharon Regional	53 (18.9%)
	UPMC St. Margaret OP Ctr	78 (14.2%)		CHP North SC	44 (15.7%)
• Removal of Breast Tumor or Partial Mastectomy	UPMC Horizon	54 (37.0%)	• Repair of Hernia in Groin	UPMC Horizon	89 (37.7%)
	Sharon Regional	52 (35.6%)		Sharon Regional	56 (23.7%)
	Grove City	23 (15.8%)		Grove City	33 (14.0%)
• Removal of Bunion and Repair of Toe Deformity	UPMC Horizon	46 (28.2%)	• Repair of Torn Knee Cartilage	Sharon Regional	249 (39.5%)
	Edgewood Surgical	42 (25.8%)		UPMC Horizon	185 (29.3%)
	Grove City	31 (19.0%)		Edgewood Surgical	130 (20.6%)

NR = Not reported due to volume limitations
 NA = Not applicable
 SC = Surgical/surgery center
 When ties occur, facilities are listed alphabetically.

Common outpatient procedures by payer breakdown

	Medicare	Medicaid	Commercial	Other*
Colonoscopy with/without Biopsy	35.3%	9.1%	47.1%	8.5%
Incision and Drainage of Ear Drum	5.3%	35.7%	51.7%	7.2%
Release of Carpal Tunnel and Other Nerves in Arms/Legs	36.5%	12.9%	42.0%	8.5%
Removal of Breast Tumor or Partial Mastectomy	41.8%	8.9%	43.2%	6.2%
Removal of Bunion and Repair of Toe Deformity	31.9%	9.2%	52.1%	6.7%
Removal of Cataract and Insertion of Lens	73.1%	2.1%	23.2%	1.6%
Removal of Gallbladder and/or Gallstones	22.5%	18.7%	47.0%	11.8%
Removal of Tonsils and Adenoids	0.7%	35.9%	54.4%	8.9%
Repair of Hernia in Groin	31.8%	13.6%	41.9%	12.7%
Repair of Torn Knee Cartilage	22.3%	16.0%	54.2%	7.4%

* Includes other government, self-pay and unknown payer.

Want to know what Medicare pays health care facilities in PA for common outpatient services such as cataract surgery, MRIs or biopsies? Then visit PHC4's website at www.phc4.org and click on the interactive database of Medicare Payment Information for Common Outpatient Services.

About PHC4

Created by the PA General Assembly in 1986, the PA Health Care Cost Containment Council (PHC4) is an independent state agency that collects, analyzes and reports information used to improve the quality and restrain the cost of health care in the state. Each year, more than 840,000 reports are downloaded from the PHC4 website and nearly 100 organizations and individuals access and use PHC4 data through special requests. PHC4 is governed by a 25-member board of directors, representing business, labor, consumers, health care providers, insurers and state government.

Joe Martin, Executive Director
 225 Market Street, Suite 400, Harrisburg, PA 17101
 717-232-6787 • www.phc4.org



Mifflin County

Common Outpatient Procedures for Mifflin County Residents in FY 2013



1 in 7. In FY 2013, 1 in 7 Mifflin County residents (6,679) underwent an outpatient procedure in a Pennsylvania (PA) facility. Some of these residents had multiple outpatient procedure visits, for a total of 9,922 visits.

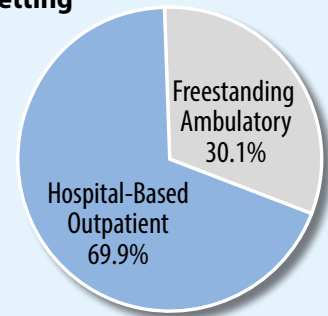
1.9 million. Statewide, 1.9 million PA residents had an outpatient procedure in a PA facility and about 27% of these had several outpatient procedure visits, for a total of 2.9 million visits in FY 2013.

PA Health Care Cost Containment Council



3.1 million. Overall, PHC4 collected 3.1 million outpatient procedure records (for PA and non-PA residents) from 174 hospital-based outpatient departments and 275 freestanding ambulatory surgery centers in FY 2013.

Outpatient Procedure Records by Setting



This report focuses on 10 outpatient procedures commonly performed in PA, with specific data shown for Mifflin Co.

Common Outpatient Procedures	Total for County Residents	% Freestanding Ambulatory Center	% Hospital Outpatient Department	Procedure Rate per 10,000 Residents	
				County Rate	State Rate
Colonoscopy with/without Biopsy	1,577	90.2%	9.8%	337.2	325.4
Incision and Drainage of Ear Drum	60	46.7%	53.3%	12.8	17.4
Release of Carpal Tunnel and Other Nerves in Arms/Legs	250	36.8%	63.2%	53.4	28.2
Removal of Breast Tumor or Partial Mastectomy	56	17.9%	82.1%	12.0	14.2
Removal of Bunion and Repair of Toe Deformity	51	37.3%	62.7%	10.9	12.1
Removal of Cataract and Insertion of Lens	907	80.0%	20.0%	193.9	146.2
Removal of Gallbladder and/or Gallstones	188	0.0%	100.0%	40.2	19.8
Removal of Tonsils and Adenoids	93	33.3%	66.7%	19.9	19.1
Repair of Hernia in Groin	113	6.2%	93.8%	24.2	18.2
Repair of Torn Knee Cartilage	164	49.4%	50.6%	35.1	30.1

Notes: These procedures were defined using the Agency for Healthcare Research and Quality's Clinical Classifications Software. Outpatient procedures that were incorporated into inpatient records (e.g., outpatient diagnostic services for patients admitted to the hospital within 3 days of their outpatient visit) were not included here.

PHC4's outpatient procedure data, available through its special request program, is an important resource for health care facilities and providers, insurers, researchers, and consultants in studying issues such as access to care, cost and reimbursements, community need, and strategic planning.

Where did Mifflin County residents have these outpatient procedures?

(Top 3 facilities by number of procedures)

	Top 3 Facilities	Number (%)		Top 3 Facilities	Number (%)
• Colonoscopy with/ without Biopsy	Geisinger Gastro-Lewistown	969 (61.4%)	• Removal of Cataract and Insertion of Lens	Mifflin County Com SC	407 (44.9%)
	Geisinger Endo & SC	271 (17.2%)		Mount Nittany SC	222 (24.5%)
	Penn State Hershey Endo	111 (7.0%)		Lewistown	161 (17.8%)
• Incision and Drainage of Ear Drum	Lewistown	19 (31.7%)	• Removal of Gallbladder and/or Gallstones	Lewistown	157 (83.5%)
	Mount Nittany SC	16 (26.7%)		Mount Nittany	14 (7.4%)
	Geisinger OP Woodbine	9 (15.0%)		Geisinger/Danville	7 (3.7%)
• Release of Carpal Tunnel and Other Nerves in Arms/Legs	Lewistown	147 (58.8%)	• Removal of Tonsils and Adenoids	Lewistown	47 (50.5%)
	UOC Surgical Services	51 (20.4%)		Mount Nittany SC	25 (26.9%)
	Mount Nittany SC	27 (10.8%)		Geisinger/Danville	11 (11.8%)
• Removal of Breast Tumor or Partial Mastectomy	Lewistown	27 (48.2%)	• Repair of Hernia in Groin	Lewistown	85 (75.2%)
	Mount Nittany SC	8 (14.3%)		Mount Nittany	6 (5.3%)
	Mount Nittany	7 (12.5%)		NR	<5 (NR)
• Removal of Bunion and Repair of Toe Deformity	Lewistown	26 (51.0%)	• Repair of Torn Knee Cartilage	Lewistown	74 (45.1%)
	Mount Nittany SC	5 (9.8%)		UOC Surgical Services	52 (31.7%)
	UOC Surgical Services	5 (9.8%)		Mount Nittany SC	20 (12.2%)

NR = Not reported due to volume limitations
 NA = Not applicable
 SC = Surgical/surgery center
 When ties occur, facilities are listed alphabetically.

Common outpatient procedures by payer breakdown

	Medicare	Medicaid	Commercial	Other*
Colonoscopy with/without Biopsy	30.1%	4.0%	62.0%	4.0%
Incision and Drainage of Ear Drum	3.3%	33.3%	61.7%	1.7%
Release of Carpal Tunnel and Other Nerves in Arms/Legs	33.2%	12.4%	50.4%	4.0%
Removal of Breast Tumor or Partial Mastectomy	42.9%	17.9%	39.3%	0.0%
Removal of Bunion and Repair of Toe Deformity	33.3%	5.9%	60.8%	0.0%
Removal of Cataract and Insertion of Lens	79.5%	2.5%	16.3%	1.7%
Removal of Gallbladder and/or Gallstones	23.9%	22.3%	49.5%	4.3%
Removal of Tonsils and Adenoids	1.1%	25.8%	68.8%	4.3%
Repair of Hernia in Groin	35.4%	12.4%	48.7%	3.5%
Repair of Torn Knee Cartilage	15.2%	5.5%	76.2%	3.0%

* Includes other government, self-pay and unknown payer.

Want to know what Medicare pays health care facilities in PA for common outpatient services such as cataract surgery, MRIs or biopsies? Then visit PHC4's website at www.phc4.org and click on the interactive database of Medicare Payment Information for Common Outpatient Services.

About PHC4

Created by the PA General Assembly in 1986, the PA Health Care Cost Containment Council (PHC4) is an independent state agency that collects, analyzes and reports information used to improve the quality and restrain the cost of health care in the state. Each year, more than 840,000 reports are downloaded from the PHC4 website and nearly 100 organizations and individuals access and use PHC4 data through special requests. PHC4 is governed by a 25-member board of directors, representing business, labor, consumers, health care providers, insurers and state government.

Joe Martin, Executive Director
 225 Market Street, Suite 400, Harrisburg, PA 17101
 717-232-6787 • www.phc4.org



Monroe County

Common Outpatient Procedures for Monroe County Residents in FY 2013



1 in 9. In FY 2013, 1 in 9 Monroe County residents (17,796) underwent an outpatient procedure in a Pennsylvania (PA) facility. Some of these residents had multiple outpatient procedure visits, for a total of 26,672 visits.

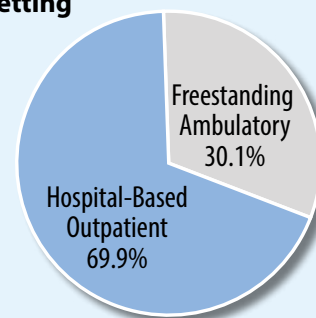
1.9 million. Statewide, 1.9 million PA residents had an outpatient procedure in a PA facility and about 27% of these had several outpatient procedure visits, for a total of 2.9 million visits in FY 2013.

PA Health Care Cost Containment Council



3.1 million. Overall, PHC4 collected 3.1 million outpatient procedure records (for PA and non-PA residents) from 174 hospital-based outpatient departments and 275 freestanding ambulatory surgery centers in FY 2013.

Outpatient Procedure Records by Setting



This report focuses on 10 outpatient procedures commonly performed in PA, with specific data shown for Monroe Co.

Common Outpatient Procedures	Total for County Residents	% Freestanding Ambulatory Center	% Hospital Outpatient Department	Procedure Rate per 10,000 Residents	
				County Rate	State Rate
Colonoscopy with/without Biopsy	4,855	68.1%	31.9%	287.6	325.4
Incision and Drainage of Ear Drum	237	48.9%	51.1%	14.0	17.4
Release of Carpal Tunnel and Other Nerves in Arms/Legs	327	61.5%	38.5%	19.4	28.2
Removal of Breast Tumor or Partial Mastectomy	205	5.4%	94.6%	12.1	14.2
Removal of Bunion and Repair of Toe Deformity	190	63.7%	36.3%	11.3	12.1
Removal of Cataract and Insertion of Lens	1,712	91.6%	8.4%	101.4	146.2
Removal of Gallbladder and/or Gallstones	266	0.4%	99.6%	15.8	19.8
Removal of Tonsils and Adenoids	242	45.0%	55.0%	14.3	19.1
Repair of Hernia in Groin	217	12.0%	88.0%	12.9	18.2
Repair of Torn Knee Cartilage	530	52.3%	47.7%	31.4	30.1

Notes: These procedures were defined using the Agency for Healthcare Research and Quality's Clinical Classifications Software. Outpatient procedures that were incorporated into inpatient records (e.g., outpatient diagnostic services for patients admitted to the hospital within 3 days of their outpatient visit) were not included here.

PHC4's outpatient procedure data, available through its special request program, is an important resource for health care facilities and providers, insurers, researchers, and consultants in studying issues such as access to care, cost and reimbursements, community need, and strategic planning.

Where did Monroe County residents have these outpatient procedures?

(Top 3 facilities by number of procedures)

	Top 3 Facilities	Number (%)		Top 3 Facilities	Number (%)
• Colonoscopy with/ without Biopsy	Pocono ASC	2,631 (54.2%)	• Removal of Cataract and Insertion of Lens	Pocono ASC	973 (56.8%)
	Pocono	799 (16.5%)		NEI AS	140 (8.2%)
	Geisinger Wyoming Valley	206 (4.2%)		Pocono	120 (7.0%)
• Incision and Drainage of Ear Drum	Pocono	56 (23.6%)	• Removal of Gallbladder and/or Gallstones	Pocono	161 (60.5%)
	Pocono ASC	51 (21.5%)		Palmerton	19 (7.1%)
	* See footnote	21 (8.9%)		St Luke's/Bethlehem	18 (6.8%)
• Release of Carpal Tunnel and Other Nerves in Arms/Legs	Pocono ASC	113 (34.6%)	• Removal of Tonsils and Adenoids	Pocono ASC	43 (17.8%)
	East Stroudsburg ASC	37 (11.3%)		St Luke's/Bethlehem	31 (12.8%)
	Pocono	28 (8.6%)		Same Day Geisinger South	29 (12.0%)
• Removal of Breast Tumor or Partial Mastectomy	Pocono	117 (57.1%)	• Repair of Hernia in Groin	Pocono	105 (48.4%)
	St Luke's/Anderson	18 (8.8%)		Lehigh Valley	16 (7.4%)
	Geisinger Wyoming Valley	12 (5.9%)		St Luke's/Bethlehem	12 (5.5%)
• Removal of Bunion and Repair of Toe Deformity	Pocono ASC	69 (36.3%)	• Repair of Torn Knee Cartilage	Pocono ASC	167 (31.5%)
	Pocono	24 (12.6%)		Coordinated Health Ortho	84 (15.8%)
	Regional Hospital SC	23 (12.1%)		Pocono	74 (14.0%)

NR = Not reported due to volume limitations

NA = Not applicable

SC = Surgical/surgery center

When ties occur, facilities are listed alphabetically.

* Center for Specialized and St Luke's/Bethlehem were tied at 21.

Common outpatient procedures by payer breakdown

	Medicare	Medicaid	Commercial	Other*
Colonoscopy with/without Biopsy	34.5%	3.5%	56.0%	6.0%
Incision and Drainage of Ear Drum	8.4%	24.5%	62.4%	4.6%
Release of Carpal Tunnel and Other Nerves in Arms/Legs	30.0%	9.5%	57.8%	2.8%
Removal of Breast Tumor or Partial Mastectomy	28.3%	5.4%	62.4%	3.9%
Removal of Bunion and Repair of Toe Deformity	28.4%	6.8%	61.6%	3.2%
Removal of Cataract and Insertion of Lens	73.5%	1.9%	20.1%	4.5%
Removal of Gallbladder and/or Gallstones	20.3%	15.0%	60.9%	3.8%
Removal of Tonsils and Adenoids	1.7%	25.2%	64.5%	8.7%
Repair of Hernia in Groin	29.5%	9.7%	59.4%	1.4%
Repair of Torn Knee Cartilage	21.9%	4.7%	70.6%	2.8%

* Includes other government, self-pay and unknown payer.

Want to know what Medicare pays health care facilities in PA for common outpatient services such as cataract surgery, MRIs or biopsies? Then visit PHC4's website at www.phc4.org and click on the interactive database of Medicare Payment Information for Common Outpatient Services.

About PHC4

Created by the PA General Assembly in 1986, the PA Health Care Cost Containment Council (PHC4) is an independent state agency that collects, analyzes and reports information used to improve the quality and restrain the cost of health care in the state. Each year, more than 840,000 reports are downloaded from the PHC4 website and nearly 100 organizations and individuals access and use PHC4 data through special requests. PHC4 is governed by a 25-member board of directors, representing business, labor, consumers, health care providers, insurers and state government.

Joe Martin, Executive Director
225 Market Street, Suite 400, Harrisburg, PA 17101
717-232-6787 • www.phc4.org



Montgomery County

Common Outpatient Procedures for Montgomery County Residents in FY 2013



1 in 7. In FY 2013, 1 in 7 Montgomery County residents (113,604) underwent an outpatient procedure in a Pennsylvania (PA) facility. Some of these residents had multiple outpatient procedure visits, for a total of 172,520 visits.

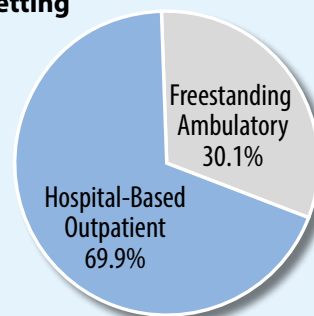
1.9 million. Statewide, 1.9 million PA residents had an outpatient procedure in a PA facility and about 27% of these had several outpatient procedure visits, for a total of 2.9 million visits in FY 2013.

PA Health Care Cost Containment Council



3.1 million. Overall, PHC4 collected 3.1 million outpatient procedure records (for PA and non-PA residents) from 174 hospital-based outpatient departments and 275 freestanding ambulatory surgery centers in FY 2013.

Outpatient Procedure Records by Setting



This report focuses on 10 outpatient procedures commonly performed in PA, with specific data shown for Montgomery Co.

Common Outpatient Procedures	Total for County Residents	% Freestanding Ambulatory Center	% Hospital Outpatient Department	Procedure Rate per 10,000 Residents	
				County Rate	State Rate
Colonoscopy with/without Biopsy	28,373	74.5%	25.5%	351.0	325.4
Incision and Drainage of Ear Drum	1,592	69.1%	30.9%	19.7	17.4
Release of Carpal Tunnel and Other Nerves in Arms/Legs	1,533	44.4%	55.6%	19.0	28.2
Removal of Breast Tumor or Partial Mastectomy	1,462	19.3%	80.7%	18.1	14.2
Removal of Bunion and Repair of Toe Deformity	929	36.9%	63.1%	11.5	12.1
Removal of Cataract and Insertion of Lens	13,711	82.4%	17.6%	169.6	146.2
Removal of Gallbladder and/or Gallstones	860	0.3%	99.7%	10.6	19.8
Removal of Tonsils and Adenoids	1,159	44.0%	56.0%	14.3	19.1
Repair of Hernia in Groin	1,542	22.4%	77.6%	19.1	18.2
Repair of Torn Knee Cartilage	2,576	49.1%	50.9%	31.9	30.1

Notes: These procedures were defined using the Agency for Healthcare Research and Quality's Clinical Classifications Software. Outpatient procedures that were incorporated into inpatient records (e.g., outpatient diagnostic services for patients admitted to the hospital within 3 days of their outpatient visit) were not included here.

PHC4's outpatient procedure data, available through its special request program, is an important resource for health care facilities and providers, insurers, researchers, and consultants in studying issues such as access to care, cost and reimbursements, community need, and strategic planning.

Where did Montgomery County residents have these outpatient procedures?

(Top 3 facilities by number of procedures)

	Top 3 Facilities	Number (%)		Top 3 Facilities	Number (%)
• Colonoscopy with/without Biopsy	Abington Endoscopy	3,585 (12.6%)	• Removal of Cataract and Insertion of Lens	Eye SC	3,757 (27.4%)
	Springfield ASC	3,580 (12.6%)		Montgomery SC	1,417 (10.3%)
	Endoscopy Center	1,795 (6.3%)		Wills Eye SC Plymouth Mtg	1,356 (9.9%)
• Incision and Drainage of Ear Drum	ASC Bucks County	402 (25.3%)	• Removal of Gallbladder and/or Gallstones	Abington Memorial	198 (23.0%)
	CHOP ASC Exton	332 (20.9%)		Grand View	135 (15.7%)
	Abington SC	204 (12.8%)		Phoenixville	68 (7.9%)
• Release of Carpal Tunnel and Other Nerves in Arms/Legs	New Britain SC	181 (11.8%)	• Removal of Tonsils and Adenoids	ASC Bucks County	164 (14.2%)
	Abington SC	110 (7.2%)		Children's Hosp Phila	122 (10.5%)
	Physicians Care	101 (6.6%)		Blue Bell SC	105 (9.1%)
• Removal of Breast Tumor or Partial Mastectomy	Abington SC	183 (12.5%)	• Repair of Hernia in Groin	Abington SC	171 (11.1%)
	Phoenixville	129 (8.8%)		Lansdale	167 (10.8%)
	Grand View	108 (7.4%)		Grand View	137 (8.9%)
• Removal of Bunion and Repair of Toe Deformity	New Britain SC	101 (10.9%)	• Repair of Torn Knee Cartilage	New Britain SC	385 (14.9%)
	Pottstown Memorial	91 (9.8%)		Blue Bell SC	238 (9.2%)
	Pennsylvania	58 (6.2%)		Penn Presbyterian	118 (4.6%)

NR = Not reported due to volume limitations
 NA = Not applicable
 SC = Surgical/surgery center
 When ties occur, facilities are listed alphabetically.

Common outpatient procedures by payer breakdown

	Medicare	Medicaid	Commercial	Other*
Colonoscopy with/without Biopsy	27.6%	1.7%	67.6%	3.1%
Incision and Drainage of Ear Drum	5.0%	14.1%	67.6%	13.3%
Release of Carpal Tunnel and Other Nerves in Arms/Legs	33.0%	2.7%	61.0%	3.3%
Removal of Breast Tumor or Partial Mastectomy	31.9%	2.5%	62.0%	3.6%
Removal of Bunion and Repair of Toe Deformity	28.2%	2.5%	66.5%	2.8%
Removal of Cataract and Insertion of Lens	67.4%	1.5%	27.9%	3.2%
Removal of Gallbladder and/or Gallstones	18.0%	4.8%	74.8%	2.4%
Removal of Tonsils and Adenoids	0.3%	13.5%	77.9%	8.2%
Repair of Hernia in Groin	28.9%	2.9%	63.9%	4.3%
Repair of Torn Knee Cartilage	14.5%	1.7%	78.1%	5.7%

* Includes other government, self-pay and unknown payer.

Want to know what Medicare pays health care facilities in PA for common outpatient services such as cataract surgery, MRIs or biopsies? Then visit PHC4's website at www.phc4.org and click on the interactive database of Medicare Payment Information for Common Outpatient Services.

About PHC4

Created by the PA General Assembly in 1986, the PA Health Care Cost Containment Council (PHC4) is an independent state agency that collects, analyzes and reports information used to improve the quality and restrain the cost of health care in the state. Each year, more than 840,000 reports are downloaded from the PHC4 website and nearly 100 organizations and individuals access and use PHC4 data through special requests. PHC4 is governed by a 25-member board of directors, representing business, labor, consumers, health care providers, insurers and state government.

Joe Martin, Executive Director
 225 Market Street, Suite 400, Harrisburg, PA 17101
 717-232-6787 • www.phc4.org



Montour County

Common Outpatient Procedures for Montour County Residents in FY 2013



1 in 7. In FY 2013, 1 in 7 Montour County residents (2,574) underwent an outpatient procedure in a Pennsylvania (PA) facility. Some of these residents had multiple outpatient procedure visits, for a total of 3,330 visits.

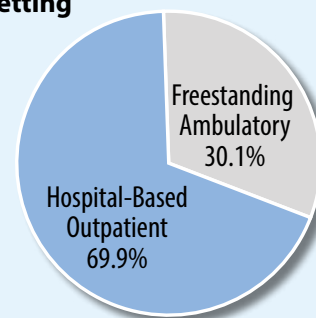
1.9 million. Statewide, 1.9 million PA residents had an outpatient procedure in a PA facility and about 27% of these had several outpatient procedure visits, for a total of 2.9 million visits in FY 2013.

PA Health Care Cost Containment Council



3.1 million. Overall, PHC4 collected 3.1 million outpatient procedure records (for PA and non-PA residents) from 174 hospital-based outpatient departments and 275 freestanding ambulatory surgery centers in FY 2013.

Outpatient Procedure Records by Setting



This report focuses on 10 outpatient procedures commonly performed in PA, with specific data shown for Montour Co.

Common Outpatient Procedures	Total for County Residents	% Freestanding Ambulatory Center	% Hospital Outpatient Department	Procedure Rate per 10,000 Residents	
				County Rate	State Rate
Colonoscopy with/without Biopsy	803	55.4%	44.6%	437.5	325.4
Incision and Drainage of Ear Drum	40	55.0%	45.0%	21.8	17.4
Release of Carpal Tunnel and Other Nerves in Arms/Legs	51	58.8%	41.2%	27.8	28.2
Removal of Breast Tumor or Partial Mastectomy	25	0.0%	100.0%	13.6	14.2
Removal of Bunion and Repair of Toe Deformity	27	70.4%	29.6%	14.7	12.1
Removal of Cataract and Insertion of Lens	262	87.4%	12.6%	142.7	146.2
Removal of Gallbladder and/or Gallstones	71	4.2%	95.8%	38.7	19.8
Removal of Tonsils and Adenoids	41	41.5%	58.5%	22.3	19.1
Repair of Hernia in Groin	55	12.7%	87.3%	30.0	18.2
Repair of Torn Knee Cartilage	64	68.8%	31.3%	34.9	30.1

Notes: These procedures were defined using the Agency for Healthcare Research and Quality's Clinical Classifications Software. Outpatient procedures that were incorporated into inpatient records (e.g., outpatient diagnostic services for patients admitted to the hospital within 3 days of their outpatient visit) were not included here.

PHC4's outpatient procedure data, available through its special request program, is an important resource for health care facilities and providers, insurers, researchers, and consultants in studying issues such as access to care, cost and reimbursements, community need, and strategic planning.

Where did Montour County residents have these outpatient procedures?

(Top 3 facilities by number of procedures)

	Top 3 Facilities	Number (%)		Top 3 Facilities	Number (%)
• Colonoscopy with/ without Biopsy	Geisinger OP Woodbine	402 (50.1%)	• Removal of Cataract and Insertion of Lens	Geisinger OP Woodbine	144 (55.0%)
	Geisinger/Danville	329 (41.0%)		SC Central PA	62 (23.7%)
	Central PA Endoscopy Ctr	33 (4.1%)		Geisinger/Danville	31 (11.8%)
• Incision and Drainage of Ear Drum	Geisinger OP Woodbine	17 (42.5%)	• Removal of Gallbladder and/or Gallstones	Geisinger/Danville	55 (77.5%)
	Geisinger/Danville	14 (35.0%)		Evangelical Community	7 (9.9%)
	NR	<5 (NR)		Geisinger-Bloomsburg	5 (7.0%)
• Release of Carpal Tunnel and Other Nerves in Arms/Legs	Geisinger OP Woodbine	23 (45.1%)	• Removal of Tonsils and Adenoids	Geisinger/Danville	21 (51.2%)
	Geisinger/Danville	14 (27.5%)		Geisinger OP Woodbine	12 (29.3%)
	NR	<5 (NR)		NR	<5 (NR)
• Removal of Breast Tumor or Partial Mastectomy	Geisinger/Danville	20 (80.0%)	• Repair of Hernia in Groin	Geisinger/Danville	39 (70.9%)
	NR	<5 (NR)		Geisinger OP Woodbine	7 (12.7%)
	NR	<5 (NR)		NR	<5 (NR)
• Removal of Bunion and Repair of Toe Deformity	Geisinger OP Woodbine	13 (48.1%)	• Repair of Torn Knee Cartilage	Geisinger OP Woodbine	34 (53.1%)
	Geisinger/Danville	5 (18.5%)		Geisinger/Danville	16 (25.0%)
	NR	<5 (NR)		NR	<5 (NR)

NR = Not reported due to volume limitations
 NA = Not applicable
 SC = Surgical/surgery center
 When ties occur, facilities are listed alphabetically.

Common outpatient procedures by payer breakdown

	Medicare	Medicaid	Commercial	Other*
Colonoscopy with/without Biopsy	33.3%	1.2%	62.4%	3.1%
Incision and Drainage of Ear Drum	0.0%	20.0%	80.0%	0.0%
Release of Carpal Tunnel and Other Nerves in Arms/Legs	35.3%	7.8%	56.9%	0.0%
Removal of Breast Tumor or Partial Mastectomy	36.0%	0.0%	56.0%	8.0%
Removal of Bunion and Repair of Toe Deformity	25.9%	11.1%	59.3%	3.7%
Removal of Cataract and Insertion of Lens	73.7%	0.4%	24.4%	1.5%
Removal of Gallbladder and/or Gallstones	14.1%	7.0%	78.9%	0.0%
Removal of Tonsils and Adenoids	0.0%	24.4%	75.6%	0.0%
Repair of Hernia in Groin	38.2%	1.8%	54.5%	5.5%
Repair of Torn Knee Cartilage	18.8%	3.1%	75.0%	3.1%

* Includes other government, self-pay and unknown payer.

Want to know what Medicare pays health care facilities in PA for common outpatient services such as cataract surgery, MRIs or biopsies? Then visit PHC4's website at www.phc4.org and click on the interactive database of Medicare Payment Information for Common Outpatient Services.

About PHC4

Created by the PA General Assembly in 1986, the PA Health Care Cost Containment Council (PHC4) is an independent state agency that collects, analyzes and reports information used to improve the quality and restrain the cost of health care in the state. Each year, more than 840,000 reports are downloaded from the PHC4 website and nearly 100 organizations and individuals access and use PHC4 data through special requests. PHC4 is governed by a 25-member board of directors, representing business, labor, consumers, health care providers, insurers and state government.

Joe Martin, Executive Director
 225 Market Street, Suite 400, Harrisburg, PA 17101
 717-232-6787 • www.phc4.org



Northampton County



Common Outpatient Procedures for Northampton County Residents in FY 2013

1 in 5. In FY 2013, 1 in 5 Northampton County residents (58,041) underwent an outpatient procedure in a Pennsylvania (PA) facility. Some of these residents had multiple outpatient procedure visits, for a total of 103,919 visits.

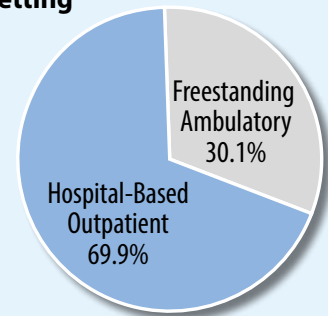
1.9 million. Statewide, 1.9 million PA residents had an outpatient procedure in a PA facility and about 27% of these had several outpatient procedure visits, for a total of 2.9 million visits in FY 2013.

PA Health Care Cost Containment Council



3.1 million. Overall, PHC4 collected 3.1 million outpatient procedure records (for PA and non-PA residents) from 174 hospital-based outpatient departments and 275 freestanding ambulatory surgery centers in FY 2013.

Outpatient Procedure Records by Setting



This report focuses on 10 outpatient procedures commonly performed in PA, with specific data shown for Northampton Co.

Common Outpatient Procedures	Total for County Residents	% Freestanding Ambulatory Center	% Hospital Outpatient Department	Procedure Rate per 10,000 Residents	
				County Rate	State Rate
Colonoscopy with/without Biopsy	12,907	56.6%	43.4%	431.3	325.4
Incision and Drainage of Ear Drum	494	46.6%	53.4%	16.5	17.4
Release of Carpal Tunnel and Other Nerves in Arms/Legs	859	30.8%	69.2%	28.7	28.2
Removal of Breast Tumor or Partial Mastectomy	465	3.0%	97.0%	15.5	14.2
Removal of Bunion and Repair of Toe Deformity	443	14.9%	85.1%	14.8	12.1
Removal of Cataract and Insertion of Lens	3,889	88.2%	11.8%	130.0	146.2
Removal of Gallbladder and/or Gallstones	606	1.3%	98.7%	20.2	19.8
Removal of Tonsils and Adenoids	465	30.5%	69.5%	15.5	19.1
Repair of Hernia in Groin	629	13.5%	86.5%	21.0	18.2
Repair of Torn Knee Cartilage	1,156	20.2%	79.8%	38.6	30.1

Notes: These procedures were defined using the Agency for Healthcare Research and Quality's Clinical Classifications Software. Outpatient procedures that were incorporated into inpatient records (e.g., outpatient diagnostic services for patients admitted to the hospital within 3 days of their outpatient visit) were not included here.

PHC4's outpatient procedure data, available through its special request program, is an important resource for health care facilities and providers, insurers, researchers, and consultants in studying issues such as access to care, cost and reimbursements, community need, and strategic planning.

Where did Northampton County residents have these outpatient procedures?

(Top 3 facilities by number of procedures)

	Top 3 Facilities	Number (%)		Top 3 Facilities	Number (%)
• Colonoscopy with/ without Biopsy	Twin Rivers Endoscopy	2,876 (22.3%)	• Removal of Cataract and Insertion of Lens	Center for Specialized Valley Eye SC	1,576 (40.5%)
	Bethlehem Endoscopy	2,343 (18.2%)		SC of Allentown	1,095 (28.2%)
	St Luke's/Bethlehem	1,742 (13.5%)		336 (8.6%)	
• Incision and Drainage of Ear Drum	Center for Specialized	169 (34.2%)	• Removal of Gallbladder and/or Gallstones	St Luke's/Bethlehem	159 (26.2%)
	St Luke's/Bethlehem	153 (31.0%)		Easton	143 (23.6%)
	SC of Allentown	46 (9.3%)		Lehigh Valley/Muhlenberg	119 (19.6%)
• Release of Carpal Tunnel and Other Nerves in Arms/Legs	Coordinated Health Ortho	221 (25.7%)	• Removal of Tonsils and Adenoids	St Luke's/Bethlehem	159 (34.2%)
	St Luke's/Bethlehem	182 (21.2%)		Center for Specialized	96 (20.6%)
	SC of Allentown	180 (21.0%)		St Luke's/Anderson	53 (11.4%)
• Removal of Breast Tumor or Partial Mastectomy	Lehigh Valley/Muhlenberg	116 (24.9%)	• Repair of Hernia in Groin	St Luke's/Bethlehem	172 (27.3%)
	St Luke's/Anderson	92 (19.8%)		Lehigh Valley/Muhlenberg	104 (16.5%)
	Easton	86 (18.5%)		Easton	75 (11.9%)
• Removal of Bunion and Repair of Toe Deformity	St Luke's/Bethlehem	117 (26.4%)	• Repair of Torn Knee Cartilage	Coordinated Health Ortho	410 (35.5%)
	Coordinated Health Ortho	78 (17.6%)		Lehigh Valley/Muhlenberg	127 (11.0%)
	Surg Spec/Coordinated	59 (13.3%)		* See footnote	86 (7.4%)

NR = Not reported due to volume limitations

NA = Not applicable

SC = Surgical/surgery center

When ties occur, facilities are listed alphabetically.

* St Luke's/Bethlehem and Surg Spec/Coordinated were tied at 86.

Common outpatient procedures by payer breakdown

	Medicare	Medicaid	Commercial	Other*
Colonoscopy with/without Biopsy	35.9%	2.1%	60.3%	1.7%
Incision and Drainage of Ear Drum	10.1%	21.1%	67.2%	1.6%
Release of Carpal Tunnel and Other Nerves in Arms/Legs	32.4%	5.7%	60.3%	1.6%
Removal of Breast Tumor or Partial Mastectomy	28.8%	7.3%	62.6%	1.3%
Removal of Bunion and Repair of Toe Deformity	26.0%	5.4%	68.4%	0.2%
Removal of Cataract and Insertion of Lens	66.6%	1.4%	28.3%	3.7%
Removal of Gallbladder and/or Gallstones	24.4%	8.9%	63.7%	3.0%
Removal of Tonsils and Adenoids	0.9%	19.8%	76.6%	2.8%
Repair of Hernia in Groin	31.0%	6.2%	60.3%	2.5%
Repair of Torn Knee Cartilage	15.7%	4.1%	79.7%	0.6%

* Includes other government, self-pay and unknown payer.

Want to know what Medicare pays health care facilities in PA for common outpatient services such as cataract surgery, MRIs or biopsies? Then visit PHC4's website at www.phc4.org and click on the interactive database of Medicare Payment Information for Common Outpatient Services.

About PHC4

Created by the PA General Assembly in 1986, the PA Health Care Cost Containment Council (PHC4) is an independent state agency that collects, analyzes and reports information used to improve the quality and restrain the cost of health care in the state. Each year, more than 840,000 reports are downloaded from the PHC4 website and nearly 100 organizations and individuals access and use PHC4 data through special requests. PHC4 is governed by a 25-member board of directors, representing business, labor, consumers, health care providers, insurers and state government.

Joe Martin, Executive Director
225 Market Street, Suite 400, Harrisburg, PA 17101
717-232-6787 • www.phc4.org



Northumberland County

Common Outpatient Procedures for Northumberland County Residents in FY 2013



1 in 7. In FY 2013, 1 in 7 Northumberland County residents (13,678) underwent an outpatient procedure in a Pennsylvania (PA) facility. Some of these residents had multiple outpatient procedure visits, for a total of 18,680 visits.

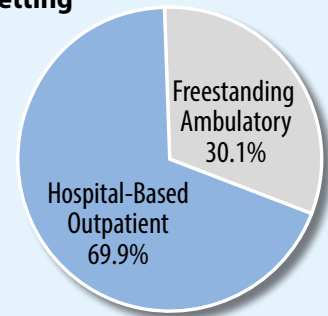
1.9 million. Statewide, 1.9 million PA residents had an outpatient procedure in a PA facility and about 27% of these had several outpatient procedure visits, for a total of 2.9 million visits in FY 2013.

PA Health Care Cost Containment Council



3.1 million. Overall, PHC4 collected 3.1 million outpatient procedure records (for PA and non-PA residents) from 174 hospital-based outpatient departments and 275 freestanding ambulatory surgery centers in FY 2013.

Outpatient Procedure Records by Setting



This report focuses on 10 outpatient procedures commonly performed in PA, with specific data shown for Northumberland Co.

Common Outpatient Procedures	Total for County Residents	% Freestanding Ambulatory Center	% Hospital Outpatient Department	Procedure Rate per 10,000 Residents	
				County Rate	State Rate
Colonoscopy with/without Biopsy	3,502	47.2%	52.8%	370.9	325.4
Incision and Drainage of Ear Drum	189	59.8%	40.2%	20.0	17.4
Release of Carpal Tunnel and Other Nerves in Arms/Legs	358	52.8%	47.2%	37.9	28.2
Removal of Breast Tumor or Partial Mastectomy	108	0.0%	100.0%	11.4	14.2
Removal of Bunion and Repair of Toe Deformity	110	59.1%	40.9%	11.6	12.1
Removal of Cataract and Insertion of Lens	1,703	82.2%	17.8%	180.3	146.2
Removal of Gallbladder and/or Gallstones	367	1.1%	98.9%	38.9	19.8
Removal of Tonsils and Adenoids	213	46.5%	53.5%	22.6	19.1
Repair of Hernia in Groin	204	9.8%	90.2%	21.6	18.2
Repair of Torn Knee Cartilage	264	59.1%	40.9%	28.0	30.1

Notes: These procedures were defined using the Agency for Healthcare Research and Quality's Clinical Classifications Software. Outpatient procedures that were incorporated into inpatient records (e.g., outpatient diagnostic services for patients admitted to the hospital within 3 days of their outpatient visit) were not included here.

PHC4's outpatient procedure data, available through its special request program, is an important resource for health care facilities and providers, insurers, researchers, and consultants in studying issues such as access to care, cost and reimbursements, community need, and strategic planning.

Where did Northumberland County residents have these outpatient procedures?

(Top 3 facilities by number of procedures)

	Top 3 Facilities	Number (%)		Top 3 Facilities	Number (%)
• Colonoscopy with/ without Biopsy	Geisinger/Danville	1,317 (37.6%)	• Removal of Cataract and Insertion of Lens	SC Central PA	749 (44.0%)
	Central PA Endoscopy Ctr	807 (23.0%)		Geisinger OP Woodbine	275 (16.1%)
	Geisinger OP Woodbine	609 (17.4%)		Geisinger/Danville	235 (13.8%)
• Incision and Drainage of Ear Drum	SC Central PA	54 (28.6%)	• Removal of Gallbladder and/or Gallstones	Geisinger/Danville	216 (58.9%)
	Geisinger/Danville	44 (23.3%)		Evangelical Community	81 (22.1%)
	Geisinger OP Woodbine	43 (22.8%)		Sunbury Community	55 (15.0%)
• Release of Carpal Tunnel and Other Nerves in Arms/Legs	Evangelical ASC	97 (27.1%)	• Removal of Tonsils and Adenoids	Geisinger/Danville	67 (31.5%)
	Geisinger/Danville	86 (24.0%)		SC Central PA	60 (28.2%)
	Geisinger OP Woodbine	72 (20.1%)		Geisinger OP Woodbine	30 (14.1%)
• Removal of Breast Tumor or Partial Mastectomy	Geisinger/Danville	51 (47.2%)	• Repair of Hernia in Groin	Geisinger/Danville	107 (52.5%)
	Evangelical Community	42 (38.9%)		Evangelical Community	41 (20.1%)
	Sunbury Community	7 (6.5%)		Sunbury Community	28 (13.7%)
• Removal of Bunion and Repair of Toe Deformity	Brookpark SC	37 (33.6%)	• Repair of Torn Knee Cartilage	Evangelical ASC	78 (29.5%)
	Geisinger/Danville	28 (25.5%)		Geisinger OP Woodbine	57 (21.6%)
	Geisinger OP Woodbine	21 (19.1%)		Geisinger/Danville	55 (20.8%)

NR = Not reported due to volume limitations
 NA = Not applicable
 SC = Surgical/surgery center
 When ties occur, facilities are listed alphabetically.

Common outpatient procedures by payer breakdown

	Medicare	Medicaid	Commercial	Other*
Colonoscopy with/without Biopsy	39.5%	2.9%	53.3%	4.2%
Incision and Drainage of Ear Drum	6.3%	32.3%	59.8%	1.6%
Release of Carpal Tunnel and Other Nerves in Arms/Legs	36.0%	4.7%	54.2%	5.0%
Removal of Breast Tumor or Partial Mastectomy	38.9%	6.5%	52.8%	1.9%
Removal of Bunion and Repair of Toe Deformity	31.8%	10.0%	55.5%	2.7%
Removal of Cataract and Insertion of Lens	69.2%	1.4%	28.1%	1.4%
Removal of Gallbladder and/or Gallstones	19.9%	18.5%	58.0%	3.5%
Removal of Tonsils and Adenoids	1.4%	24.9%	70.4%	3.3%
Repair of Hernia in Groin	23.0%	10.8%	59.8%	6.4%
Repair of Torn Knee Cartilage	11.7%	4.2%	73.1%	11.0%

Want to know what Medicare pays health care facilities in PA for common outpatient services such as cataract surgery, MRIs or biopsies? Then visit PHC4's website at www.phc4.org and click on the interactive database of Medicare Payment Information for Common Outpatient Services.

* Includes other government, self-pay and unknown payer.

About PHC4

Created by the PA General Assembly in 1986, the PA Health Care Cost Containment Council (PHC4) is an independent state agency that collects, analyzes and reports information used to improve the quality and restrain the cost of health care in the state. Each year, more than 840,000 reports are downloaded from the PHC4 website and nearly 100 organizations and individuals access and use PHC4 data through special requests. PHC4 is governed by a 25-member board of directors, representing business, labor, consumers, health care providers, insurers and state government.

Joe Martin, Executive Director
 225 Market Street, Suite 400, Harrisburg, PA 17101
 717-232-6787 • www.phc4.org



Perry County

Common Outpatient Procedures for Perry County Residents in FY 2013



1 in 6. In FY 2013, 1 in 6 Perry County residents (8,072) underwent an outpatient procedure in a Pennsylvania (PA) facility. Some of these residents had multiple outpatient procedure visits, for a total of 13,395 visits.

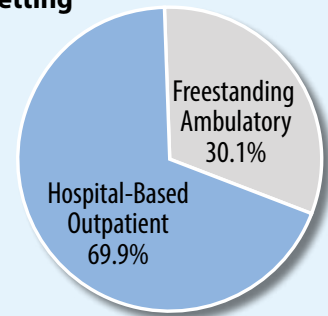
1.9 million. Statewide, 1.9 million PA residents had an outpatient procedure in a PA facility and about 27% of these had several outpatient procedure visits, for a total of 2.9 million visits in FY 2013.

PA Health Care Cost Containment Council



3.1 million. Overall, PHC4 collected 3.1 million outpatient procedure records (for PA and non-PA residents) from 174 hospital-based outpatient departments and 275 freestanding ambulatory surgery centers in FY 2013.

Outpatient Procedure Records by Setting



This report focuses on 10 outpatient procedures commonly performed in PA, with specific data shown for Perry Co.

Common Outpatient Procedures	Total for County Residents	% Freestanding Ambulatory Center	% Hospital Outpatient Department	Procedure Rate per 10,000 Residents	
				County Rate	State Rate
Colonoscopy with/without Biopsy	1,774	86.4%	13.6%	388.2	325.4
Incision and Drainage of Ear Drum	77	75.3%	24.7%	16.8	17.4
Release of Carpal Tunnel and Other Nerves in Arms/Legs	260	76.9%	23.1%	56.9	28.2
Removal of Breast Tumor or Partial Mastectomy	58	5.2%	94.8%	12.7	14.2
Removal of Bunion and Repair of Toe Deformity	77	55.8%	44.2%	16.8	12.1
Removal of Cataract and Insertion of Lens	811	97.2%	2.8%	177.5	146.2
Removal of Gallbladder and/or Gallstones	139	0.7%	99.3%	30.4	19.8
Removal of Tonsils and Adenoids	86	55.8%	44.2%	18.8	19.1
Repair of Hernia in Groin	91	20.9%	79.1%	19.9	18.2
Repair of Torn Knee Cartilage	223	76.2%	23.8%	48.8	30.1

Notes: These procedures were defined using the Agency for Healthcare Research and Quality's Clinical Classifications Software. Outpatient procedures that were incorporated into inpatient records (e.g., outpatient diagnostic services for patients admitted to the hospital within 3 days of their outpatient visit) were not included here.

PHC4's outpatient procedure data, available through its special request program, is an important resource for health care facilities and providers, insurers, researchers, and consultants in studying issues such as access to care, cost and reimbursements, community need, and strategic planning.

Where did Perry County residents have these outpatient procedures?

(Top 3 facilities by number of procedures)

	Top 3 Facilities	Number (%)		Top 3 Facilities	Number (%)
• Colonoscopy with/without Biopsy	West Shore Endoscopy	376 (21.2%)	• Removal of Cataract and Insertion of Lens	West Shore SC	279 (34.4%)
	Digestive Disease Inst	271 (15.3%)		Ophthalmology & Surgical	154 (19.0%)
	Carlisle Endoscopy	262 (14.8%)		Carlisle Outpatient SC	94 (11.6%)
• Incision and Drainage of Ear Drum	West Shore SC	34 (44.2%)	• Removal of Gallbladder and/or Gallstones	Pinnacle Health	58 (41.7%)
	Susquehanna Valley SC	17 (22.1%)		Holy Spirit	51 (36.7%)
	Holy Spirit	9 (11.7%)		Carlisle Regional	12 (8.6%)
• Release of Carpal Tunnel and Other Nerves in Arms/Legs	Grandview Surgery & Laser	101 (38.8%)	• Removal of Tonsils and Adenoids	West Shore SC	28 (32.6%)
	Susquehanna Valley SC	42 (16.2%)		Milton S Hershey	17 (19.8%)
	Pinnacle Health	33 (12.7%)		Susquehanna Valley SC	16 (18.6%)
• Removal of Breast Tumor or Partial Mastectomy	Holy Spirit	24 (41.4%)	• Repair of Hernia in Groin	Holy Spirit	27 (29.7%)
	Pinnacle Health	17 (29.3%)		Pinnacle Health	23 (25.3%)
	Carlisle Regional	13 (22.4%)		Carlisle Regional	11 (12.1%)
• Removal of Bunion and Repair of Toe Deformity	Grandview Surgery & Laser	22 (28.6%)	• Repair of Torn Knee Cartilage	Grandview Surgery & Laser	97 (43.5%)
	Holy Spirit	19 (24.7%)		Susquehanna Valley SC	50 (22.4%)
	West Shore SC	14 (18.2%)		Pinnacle Health	33 (14.8%)

NR = Not reported due to volume limitations
 NA = Not applicable
 SC = Surgical/surgery center
 When ties occur, facilities are listed alphabetically.

Common outpatient procedures by payer breakdown

	Medicare	Medicaid	Commercial	Other*
Colonoscopy with/without Biopsy	35.5%	2.6%	58.2%	3.7%
Incision and Drainage of Ear Drum	1.3%	27.3%	68.8%	2.6%
Release of Carpal Tunnel and Other Nerves in Arms/Legs	23.5%	4.6%	68.1%	3.8%
Removal of Breast Tumor or Partial Mastectomy	31.0%	3.4%	63.8%	1.7%
Removal of Bunion and Repair of Toe Deformity	23.4%	1.3%	71.4%	3.9%
Removal of Cataract and Insertion of Lens	63.4%	3.3%	29.3%	3.9%
Removal of Gallbladder and/or Gallstones	23.0%	9.4%	63.3%	4.3%
Removal of Tonsils and Adenoids	3.5%	26.7%	67.4%	2.3%
Repair of Hernia in Groin	22.0%	4.4%	64.8%	8.8%
Repair of Torn Knee Cartilage	16.1%	3.1%	75.8%	4.9%

* Includes other government, self-pay and unknown payer.

Want to know what Medicare pays health care facilities in PA for common outpatient services such as cataract surgery, MRIs or biopsies? Then visit PHC4's website at www.phc4.org and click on the interactive database of Medicare Payment Information for Common Outpatient Services.

About PHC4

Created by the PA General Assembly in 1986, the PA Health Care Cost Containment Council (PHC4) is an independent state agency that collects, analyzes and reports information used to improve the quality and restrain the cost of health care in the state. Each year, more than 840,000 reports are downloaded from the PHC4 website and nearly 100 organizations and individuals access and use PHC4 data through special requests. PHC4 is governed by a 25-member board of directors, representing business, labor, consumers, health care providers, insurers and state government.

Joe Martin, Executive Director
 225 Market Street, Suite 400, Harrisburg, PA 17101
 717-232-6787 • www.phc4.org



Philadelphia County

Common Outpatient Procedures for Philadelphia County Residents in FY 2013



1 in 8. In FY 2013, 1 in 8 Philadelphia County residents (202,874) underwent an outpatient procedure in a Pennsylvania (PA) facility. Some of these residents had multiple outpatient procedure visits, for a total of 321,654 visits.

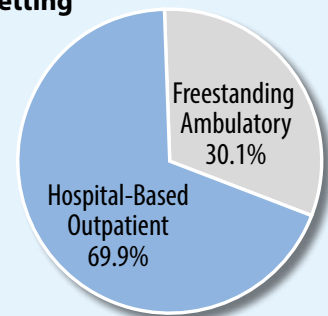
1.9 million. Statewide, 1.9 million PA residents had an outpatient procedure in a PA facility and about 27% of these had several outpatient procedure visits, for a total of 2.9 million visits in FY 2013.

PA Health Care Cost Containment Council



3.1 million. Overall, PHC4 collected 3.1 million outpatient procedure records (for PA and non-PA residents) from 174 hospital-based outpatient departments and 275 freestanding ambulatory surgery centers in FY 2013.

Outpatient Procedure Records by Setting



This report focuses on 10 outpatient procedures commonly performed in PA, with specific data shown for Philadelphia Co.

Common Outpatient Procedures	Total for County Residents	% Freestanding Ambulatory Center	% Hospital Outpatient Department	Procedure Rate per 10,000 Residents	
				County Rate	State Rate
Colonoscopy with/without Biopsy	43,440	44.4%	55.6%	280.7	325.4
Incision and Drainage of Ear Drum	2,015	17.2%	82.8%	13.0	17.4
Release of Carpal Tunnel and Other Nerves in Arms/Legs	2,263	29.0%	71.0%	14.6	28.2
Removal of Breast Tumor or Partial Mastectomy	2,496	8.9%	91.1%	16.1	14.2
Removal of Bunion and Repair of Toe Deformity	1,614	20.6%	79.4%	10.4	12.1
Removal of Cataract and Insertion of Lens	14,470	76.9%	23.1%	93.5	146.2
Removal of Gallbladder and/or Gallstones	1,135	0.1%	99.9%	7.3	19.8
Removal of Tonsils and Adenoids	2,361	7.7%	92.3%	15.3	19.1
Repair of Hernia in Groin	1,915	4.6%	95.4%	12.4	18.2
Repair of Torn Knee Cartilage	2,270	20.3%	79.7%	14.7	30.1

Notes: These procedures were defined using the Agency for Healthcare Research and Quality's Clinical Classifications Software. Outpatient procedures that were incorporated into inpatient records (e.g., outpatient diagnostic services for patients admitted to the hospital within 3 days of their outpatient visit) were not included here.

PHC4's outpatient procedure data, available through its special request program, is an important resource for health care facilities and providers, insurers, researchers, and consultants in studying issues such as access to care, cost and reimbursements, community need, and strategic planning.

Where did Philadelphia County residents have these outpatient procedures?

(Top 3 facilities by number of procedures)

	Top 3 Facilities	Number (%)		Top 3 Facilities	Number (%)
• Colonoscopy with/ without Biopsy	Thomas Jefferson Univ	4,093 (9.4%)	• Removal of Cataract and Insertion of Lens	Wills Surgical Ctr City	1,854 (12.8%)
	Temple University	3,908 (9.0%)		Liberty Eye SC	1,802 (12.5%)
	Albert Einstein	3,094 (7.1%)		Wills SC Northeast	1,360 (9.4%)
• Incision and Drainage of Ear Drum	St Christopher's Children	935 (46.4%)	• Removal of Gallbladder and/or Gallstones	Aria Health	155 (13.7%)
	Children's Hosp Phila	409 (20.3%)		Temple University	152 (13.4%)
	Thomas Jefferson Univ	101 (5.0%)		Albert Einstein	129 (11.4%)
• Release of Carpal Tunnel and Other Nerves in Arms/Legs	Methodist Division/TJUH	321 (14.2%)	• Removal of Tonsils and Adenoids	St Christopher's Children	1,263 (53.5%)
	Philadelphia Surgical Ctr	218 (9.6%)		Children's Hosp Phila	317 (13.4%)
	Penn Presbyterian	194 (8.6%)		Thomas Jefferson Univ	225 (9.5%)
• Removal of Breast Tumor or Partial Mastectomy	Albert Einstein	446 (17.9%)	• Repair of Hernia in Groin	Children's Hosp Phila	165 (8.6%)
	Hospital University PA	261 (10.5%)		Thomas Jefferson Univ	160 (8.4%)
	Thomas Jefferson Univ	237 (9.5%)		Aria Health	153 (8.0%)
• Removal of Bunion and Repair of Toe Deformity	Penn Presbyterian	206 (12.8%)	• Repair of Torn Knee Cartilage	Penn Presbyterian	315 (13.9%)
	Aria Health	195 (12.1%)		Aria Health	191 (8.4%)
	Jeanes	152 (9.4%)		Main Line Lankenau	174 (7.7%)

NR = Not reported due to volume limitations
 NA = Not applicable
 SC = Surgical/surgery center
 When ties occur, facilities are listed alphabetically.

Common outpatient procedures by payer breakdown

	Medicare	Medicaid	Commercial	Other*
Colonoscopy with/without Biopsy	28.7%	14.9%	50.3%	6.2%
Incision and Drainage of Ear Drum	4.8%	56.3%	33.7%	5.2%
Release of Carpal Tunnel and Other Nerves in Arms/Legs	27.7%	17.7%	53.2%	1.4%
Removal of Breast Tumor or Partial Mastectomy	30.0%	22.3%	42.8%	4.8%
Removal of Bunion and Repair of Toe Deformity	22.0%	33.1%	43.2%	1.7%
Removal of Cataract and Insertion of Lens	67.8%	7.5%	23.0%	1.7%
Removal of Gallbladder and/or Gallstones	20.2%	29.6%	48.8%	1.4%
Removal of Tonsils and Adenoids	0.8%	64.0%	31.4%	3.8%
Repair of Hernia in Groin	26.7%	27.4%	42.8%	3.0%
Repair of Torn Knee Cartilage	15.4%	14.1%	67.9%	2.6%

* Includes other government, self-pay and unknown payer.

Want to know what Medicare pays health care facilities in PA for common outpatient services such as cataract surgery, MRIs or biopsies? Then visit PHC4's website at www.phc4.org and click on the interactive database of Medicare Payment Information for Common Outpatient Services.

About PHC4

Created by the PA General Assembly in 1986, the PA Health Care Cost Containment Council (PHC4) is an independent state agency that collects, analyzes and reports information used to improve the quality and restrain the cost of health care in the state. Each year, more than 840,000 reports are downloaded from the PHC4 website and nearly 100 organizations and individuals access and use PHC4 data through special requests. PHC4 is governed by a 25-member board of directors, representing business, labor, consumers, health care providers, insurers and state government.

Joe Martin, Executive Director
 225 Market Street, Suite 400, Harrisburg, PA 17101
 717-232-6787 • www.phc4.org



Pike County

Common Outpatient Procedures for Pike County Residents in FY 2013



1 in 13. In FY 2013, 1 in 13 Pike County residents (4,417) underwent an outpatient procedure in a Pennsylvania (PA) facility. Some of these residents had multiple outpatient procedure visits, for a total of 7,091 visits.

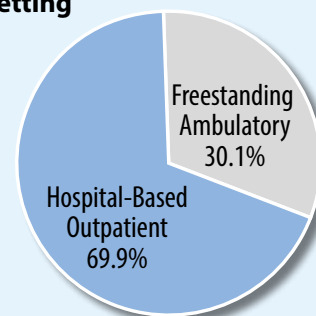
1.9 million. Statewide, 1.9 million PA residents had an outpatient procedure in a PA facility and about 27% of these had several outpatient procedure visits, for a total of 2.9 million visits in FY 2013.

PA Health Care Cost Containment Council



3.1 million. Overall, PHC4 collected 3.1 million outpatient procedure records (for PA and non-PA residents) from 174 hospital-based outpatient departments and 275 freestanding ambulatory surgery centers in FY 2013.

Outpatient Procedure Records by Setting



This report focuses on 10 outpatient procedures commonly performed in PA, with specific data shown for Pike Co.

Common Outpatient Procedures	Total for County Residents	% Freestanding Ambulatory Center	% Hospital Outpatient Department	Procedure Rate per 10,000 Residents	
				County Rate	State Rate
Colonoscopy with/without Biopsy	1,491	89.8%	10.2%	262.0	325.4
Incision and Drainage of Ear Drum	47	27.7%	72.3%	8.3	17.4
Release of Carpal Tunnel and Other Nerves in Arms/Legs	65	60.0%	40.0%	11.4	28.2
Removal of Breast Tumor or Partial Mastectomy	39	5.1%	94.9%	6.9	14.2
Removal of Bunion and Repair of Toe Deformity	40	37.5%	62.5%	7.0	12.1
Removal of Cataract and Insertion of Lens	473	83.3%	16.7%	83.1	146.2
Removal of Gallbladder and/or Gallstones	66	0.0%	100.0%	11.6	19.8
Removal of Tonsils and Adenoids	48	12.5%	87.5%	8.4	19.1
Repair of Hernia in Groin	51	5.9%	94.1%	9.0	18.2
Repair of Torn Knee Cartilage	74	63.5%	36.5%	13.0	30.1

Notes: These procedures were defined using the Agency for Healthcare Research and Quality's Clinical Classifications Software. Outpatient procedures that were incorporated into inpatient records (e.g., outpatient diagnostic services for patients admitted to the hospital within 3 days of their outpatient visit) were not included here.

PHC4's outpatient procedure data, available through its special request program, is an important resource for health care facilities and providers, insurers, researchers, and consultants in studying issues such as access to care, cost and reimbursements, community need, and strategic planning.

Where did Pike County residents have these outpatient procedures?

(Top 3 facilities by number of procedures)

	Top 3 Facilities	Number (%)		Top 3 Facilities	Number (%)
• Colonoscopy with/ without Biopsy	Mountain Laurel SC	944 (63.3%)	• Removal of Cataract and Insertion of Lens	NEI AS	263 (55.6%)
	Pocono ASC	222 (14.9%)		Pocono ASC	75 (15.9%)
	Scranton Endoscopy	99 (6.6%)		Wayne Memorial	62 (13.1%)
• Incision and Drainage of Ear Drum	Wayne Memorial	24 (51.1%)	• Removal of Gallbladder and/or Gallstones	Wayne Memorial	35 (53.0%)
	Same Day Geisinger South	5 (10.6%)		Pocono	15 (22.7%)
	NR	<5 (NR)		NR	<5 (NR)
• Release of Carpal Tunnel and Other Nerves in Arms/Legs	Pocono ASC	16 (24.6%)	• Removal of Tonsils and Adenoids	Wayne Memorial	28 (58.3%)
	Wayne Memorial	15 (23.1%)		Regional Scranton	6 (12.5%)
	North East SC	14 (21.5%)		NR	<5 (NR)
• Removal of Breast Tumor or Partial Mastectomy	Pocono	15 (38.5%)	• Repair of Hernia in Groin	Wayne Memorial	20 (39.2%)
	Wayne Memorial	8 (20.5%)		Pocono	12 (23.5%)
	* See footnote	5 (12.8%)		Regional Scranton	7 (13.7%)
• Removal of Bunion and Repair of Toe Deformity	Wayne Memorial	13 (32.5%)	• Repair of Torn Knee Cartilage	North East SC	16 (21.6%)
	North East SC	5 (12.5%)		Pocono ASC	16 (21.6%)
	NR	<5 (NR)		Wayne Memorial	16 (21.6%)

NR = Not reported due to volume limitations

NA = Not applicable

SC = Surgical/surgery center

When ties occur, facilities are listed alphabetically.

* Moses Taylor and Regional Scranton were tied at 5.

Common outpatient procedures by payer breakdown

	Medicare	Medicaid	Commercial	Other*
Colonoscopy with/without Biopsy	45.2%	3.8%	48.5%	2.5%
Incision and Drainage of Ear Drum	4.3%	34.0%	55.3%	6.4%
Release of Carpal Tunnel and Other Nerves in Arms/Legs	40.0%	10.8%	44.6%	4.6%
Removal of Breast Tumor or Partial Mastectomy	38.5%	10.3%	46.2%	5.1%
Removal of Bunion and Repair of Toe Deformity	37.5%	7.5%	52.5%	2.5%
Removal of Cataract and Insertion of Lens	80.5%	1.3%	16.3%	1.9%
Removal of Gallbladder and/or Gallstones	12.1%	16.7%	63.6%	7.6%
Removal of Tonsils and Adenoids	2.1%	33.3%	60.4%	4.2%
Repair of Hernia in Groin	23.5%	13.7%	56.9%	5.9%
Repair of Torn Knee Cartilage	27.0%	5.4%	63.5%	4.1%

* Includes other government, self-pay and unknown payer.

Want to know what Medicare pays health care facilities in PA for common outpatient services such as cataract surgery, MRIs or biopsies? Then visit PHC4's website at www.phc4.org and click on the interactive database of Medicare Payment Information for Common Outpatient Services.

About PHC4

Created by the PA General Assembly in 1986, the PA Health Care Cost Containment Council (PHC4) is an independent state agency that collects, analyzes and reports information used to improve the quality and restrain the cost of health care in the state. Each year, more than 840,000 reports are downloaded from the PHC4 website and nearly 100 organizations and individuals access and use PHC4 data through special requests. PHC4 is governed by a 25-member board of directors, representing business, labor, consumers, health care providers, insurers and state government.

Joe Martin, Executive Director
225 Market Street, Suite 400, Harrisburg, PA 17101
717-232-6787 • www.phc4.org



Potter County

Potter
County

Common Outpatient Procedures for Potter County Residents in FY 2013

1 in 8. In FY 2013, 1 in 8 Potter County residents (2,202) underwent an outpatient procedure in a Pennsylvania (PA) facility. Some of these residents had multiple outpatient procedure visits, for a total of 3,064 visits.

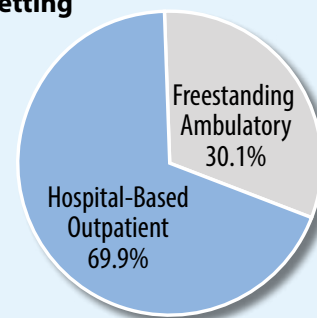
1.9 million. Statewide, 1.9 million PA residents had an outpatient procedure in a PA facility and about 27% of these had several outpatient procedure visits, for a total of 2.9 million visits in FY 2013.

PA Health Care Cost Containment Council



3.1 million. Overall, PHC4 collected 3.1 million outpatient procedure records (for PA and non-PA residents) from 174 hospital-based outpatient departments and 275 freestanding ambulatory surgery centers in FY 2013.

Outpatient Procedure Records by Setting



This report focuses on 10 outpatient procedures commonly performed in PA, with specific data shown for Potter Co.

Common Outpatient Procedures	Total for County Residents	% Freestanding Ambulatory Center	% Hospital Outpatient Department	Procedure Rate per 10,000 Residents	
				County Rate	State Rate
Colonoscopy with/without Biopsy	556	4.9%	95.1%	316.3	325.4
Incision and Drainage of Ear Drum	35	8.6%	91.4%	19.9	17.4
Release of Carpal Tunnel and Other Nerves in Arms/Legs	58	3.4%	96.6%	33.0	28.2
Removal of Breast Tumor or Partial Mastectomy	22	0.0%	100.0%	12.5	14.2
Removal of Bunion and Repair of Toe Deformity	27	0.0%	100.0%	15.4	12.1
Removal of Cataract and Insertion of Lens	240	32.1%	67.9%	136.5	146.2
Removal of Gallbladder and/or Gallstones	51	0.0%	100.0%	29.0	19.8
Removal of Tonsils and Adenoids	52	7.7%	92.3%	29.6	19.1
Repair of Hernia in Groin	40	7.5%	92.5%	22.8	18.2
Repair of Torn Knee Cartilage	57	1.8%	98.2%	32.4	30.1

Notes: These procedures were defined using the Agency for Healthcare Research and Quality's Clinical Classifications Software. Outpatient procedures that were incorporated into inpatient records (e.g., outpatient diagnostic services for patients admitted to the hospital within 3 days of their outpatient visit) were not included here.

PHC4's outpatient procedure data, available through its special request program, is an important resource for health care facilities and providers, insurers, researchers, and consultants in studying issues such as access to care, cost and reimbursements, community need, and strategic planning.

Where did Potter County residents have these outpatient procedures?

(Top 3 facilities by number of procedures)

	Top 3 Facilities	Number (%)		Top 3 Facilities	Number (%)
• Colonoscopy with/without Biopsy	Charles Cole Memorial Bradford Regional Guthrie Clinic	485 (87.2%) 23 (4.1%) 16 (2.9%)	• Removal of Cataract and Insertion of Lens	Charles Cole Memorial Regional ASC NR	160 (66.7%) 58 (24.2%) <5 (NR)
• Incision and Drainage of Ear Drum	Charles Cole Memorial Bradford Regional NR	11 (31.4%) 9 (25.7%) <5 (NR)	• Removal of Gallbladder and/or Gallstones	Charles Cole Memorial NR NR	41 (80.4%) <5 (NR) <5 (NR)
• Release of Carpal Tunnel and Other Nerves in Arms/Legs	Charles Cole Memorial NR NR	54 (93.1%) <5 (NR) <5 (NR)	• Removal of Tonsils and Adenoids	Charles Cole Memorial Geisinger/Danville NR	30 (57.7%) 5 (9.6%) <5 (NR)
• Removal of Breast Tumor or Partial Mastectomy	Charles Cole Memorial NR NR	19 (86.4%) <5 (NR) <5 (NR)	• Repair of Hernia in Groin	Charles Cole Memorial NR NR	30 (75.0%) <5 (NR) <5 (NR)
• Removal of Bunion and Repair of Toe Deformity	Charles Cole Memorial (none) (none)	27 (100%) NA (NA) NA (NA)	• Repair of Torn Knee Cartilage	Charles Cole Memorial NR NR	55 (96.5%) <5 (NR) <5 (NR)

NR = Not reported due to volume limitations
 NA = Not applicable
 SC = Surgical/surgery center
 When ties occur, facilities are listed alphabetically.

Common outpatient procedures by payer breakdown

	Medicare	Medicaid	Commercial	Other*
Colonoscopy with/without Biopsy	35.6%	9.0%	53.4%	2.0%
Incision and Drainage of Ear Drum	11.4%	37.1%	31.4%	20.0%
Release of Carpal Tunnel and Other Nerves in Arms/Legs	34.5%	13.8%	51.7%	0.0%
Removal of Breast Tumor or Partial Mastectomy	40.9%	13.6%	40.9%	4.5%
Removal of Bunion and Repair of Toe Deformity	33.3%	14.8%	48.1%	3.7%
Removal of Cataract and Insertion of Lens	66.3%	2.1%	31.7%	0.0%
Removal of Gallbladder and/or Gallstones	21.6%	17.6%	47.1%	13.7%
Removal of Tonsils and Adenoids	0.0%	38.5%	53.8%	7.7%
Repair of Hernia in Groin	37.5%	12.5%	47.5%	2.5%
Repair of Torn Knee Cartilage	17.5%	12.3%	66.7%	3.5%

* Includes other government, self-pay and unknown payer.

Want to know what Medicare pays health care facilities in PA for common outpatient services such as cataract surgery, MRIs or biopsies? Then visit PHC4's website at www.phc4.org and click on the interactive database of Medicare Payment Information for Common Outpatient Services.

About PHC4


Created by the PA General Assembly in 1986, the PA Health Care Cost Containment Council (PHC4) is an independent state agency that collects, analyzes and reports information used to improve the quality and restrain the cost of health care in the state. Each year, more than 840,000 reports are downloaded from the PHC4 website and nearly 100 organizations and individuals access and use PHC4 data through special requests. PHC4 is governed by a 25-member board of directors, representing business, labor, consumers, health care providers, insurers and state government.

Joe Martin, Executive Director
 225 Market Street, Suite 400, Harrisburg, PA 17101
 717-232-6787 • www.phc4.org



Schuylkill County

Common Outpatient Procedures for Schuylkill County Residents in FY 2013



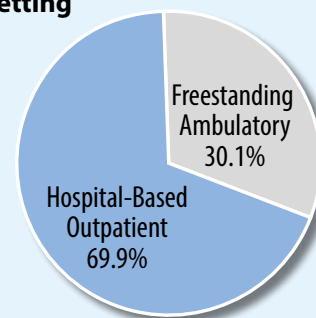
1 in 6. In FY 2013, 1 in 6 Schuylkill County residents (25,035) underwent an outpatient procedure in a Pennsylvania (PA) facility. Some of these residents had multiple outpatient procedure visits, for a total of 39,651 visits.

1.9 million. Statewide, 1.9 million PA residents had an outpatient procedure in a PA facility and about 27% of these had several outpatient procedure visits, for a total of 2.9 million visits in FY 2013.



3.1 million. Overall, PHC4 collected 3.1 million outpatient procedure records (for PA and non-PA residents) from 174 hospital-based outpatient departments and 275 freestanding ambulatory surgery centers in FY 2013.

Outpatient Procedure Records by Setting



This report focuses on 10 outpatient procedures commonly performed in PA, with specific data shown for Schuylkill Co.

Common Outpatient Procedures	Total for County Residents	% Freestanding Ambulatory Center	% Hospital Outpatient Department	Procedure Rate per 10,000 Residents	
				County Rate	State Rate
Colonoscopy with/without Biopsy	5,136	80.5%	19.5%	349.2	325.4
Incision and Drainage of Ear Drum	416	32.9%	67.1%	28.3	17.4
Release of Carpal Tunnel and Other Nerves in Arms/Legs	647	57.0%	43.0%	44.0	28.2
Removal of Breast Tumor or Partial Mastectomy	265	13.6%	86.4%	18.0	14.2
Removal of Bunion and Repair of Toe Deformity	131	50.4%	49.6%	8.9	12.1
Removal of Cataract and Insertion of Lens	2,696	98.0%	2.0%	183.3	146.2
Removal of Gallbladder and/or Gallstones	353	15.9%	84.1%	24.0	19.8
Removal of Tonsils and Adenoids	374	31.0%	69.0%	25.4	19.1
Repair of Hernia in Groin	330	34.2%	65.8%	22.4	18.2
Repair of Torn Knee Cartilage	525	47.6%	52.4%	35.7	30.1

Notes: These procedures were defined using the Agency for Healthcare Research and Quality's Clinical Classifications Software. Outpatient procedures that were incorporated into inpatient records (e.g., outpatient diagnostic services for patients admitted to the hospital within 3 days of their outpatient visit) were not included here.

PHC4's outpatient procedure data, available through its special request program, is an important resource for health care facilities and providers, insurers, researchers, and consultants in studying issues such as access to care, cost and reimbursements, community need, and strategic planning.

Where did Schuylkill County residents have these outpatient procedures?

(Top 3 facilities by number of procedures)

	Top 3 Facilities	Number (%)		Top 3 Facilities	Number (%)
• Colonoscopy with/ without Biopsy	Schuylkill Endoscopy	2,957 (57.6%)	• Removal of Cataract and Insertion of Lens	SC Pottsville	897 (33.3%)
	SC Pottsville	313 (6.1%)		Progressive Surgical Inst	744 (27.6%)
	Schuylkill-South Jackson	276 (5.4%)		Mahoning Valley ASC	547 (20.3%)
• Incision and Drainage of Ear Drum	Schuylkill-South Jackson	243 (58.4%)	• Removal of Gallbladder and/or Gallstones	Schuylkill-East Norwegian	99 (28.0%)
	SC Pottsville	91 (21.9%)		Schuylkill-South Jackson	88 (24.9%)
	Center for Advanced Surg	13 (3.1%)		SC Pottsville	55 (15.6%)
• Release of Carpal Tunnel and Other Nerves in Arms/Legs	SC Pottsville	93 (14.4%)	• Removal of Tonsils and Adenoids	Schuylkill-South Jackson	209 (55.9%)
	Schuylkill-South Jackson	92 (14.2%)		SC Pottsville	71 (19.0%)
	Keystone SC	64 (9.9%)		Center for Advanced Surg	15 (4.0%)
• Removal of Breast Tumor or Partial Mastectomy	Schuylkill-South Jackson	119 (44.9%)	• Repair of Hernia in Groin	SC Pottsville	81 (24.5%)
	Schuylkill-East Norwegian	15 (5.7%)		Schuylkill-South Jackson	73 (22.1%)
	* See footnote	14 (5.3%)		Schuylkill-East Norwegian	43 (13.0%)
• Removal of Bunion and Repair of Toe Deformity	Schuylkill-South Jackson	21 (16.0%)	• Repair of Torn Knee Cartilage	Schuylkill-South Jackson	109 (20.8%)
	Reading SC/Spring Ridge	20 (15.3%)		SC Pottsville	73 (13.9%)
	Reading ASC	14 (10.7%)		Reading ASC	57 (10.9%)

NR = Not reported due to volume limitations

NA = Not applicable

SC = Surgical/surgery center

When ties occur, facilities are listed alphabetically.

* Reading and SC Pottsville were tied at 14.

Common outpatient procedures by payer breakdown

	Medicare	Medicaid	Commercial	Other*
Colonoscopy with/without Biopsy	35.5%	2.9%	56.2%	5.4%
Incision and Drainage of Ear Drum	7.7%	26.2%	63.9%	2.2%
Release of Carpal Tunnel and Other Nerves in Arms/Legs	28.1%	6.8%	63.1%	2.0%
Removal of Breast Tumor or Partial Mastectomy	32.1%	5.3%	60.8%	1.9%
Removal of Bunion and Repair of Toe Deformity	25.2%	1.5%	69.5%	3.8%
Removal of Cataract and Insertion of Lens	71.9%	1.5%	25.9%	0.8%
Removal of Gallbladder and/or Gallstones	20.4%	11.9%	62.6%	5.1%
Removal of Tonsils and Adenoids	1.3%	21.1%	75.7%	1.9%
Repair of Hernia in Groin	31.5%	4.2%	57.6%	6.7%
Repair of Torn Knee Cartilage	17.9%	5.3%	74.5%	2.3%

* Includes other government, self-pay and unknown payer.

Want to know what Medicare pays health care facilities in PA for common outpatient services such as cataract surgery, MRIs or biopsies? Then visit PHC4's website at www.phc4.org and click on the interactive database of Medicare Payment Information for Common Outpatient Services.

About PHC4

Created by the PA General Assembly in 1986, the PA Health Care Cost Containment Council (PHC4) is an independent state agency that collects, analyzes and reports information used to improve the quality and restrain the cost of health care in the state. Each year, more than 840,000 reports are downloaded from the PHC4 website and nearly 100 organizations and individuals access and use PHC4 data through special requests. PHC4 is governed by a 25-member board of directors, representing business, labor, consumers, health care providers, insurers and state government.

Joe Martin, Executive Director
225 Market Street, Suite 400, Harrisburg, PA 17101
717-232-6787 • www.phc4.org



Snyder County

Common Outpatient Procedures for Snyder County Residents in FY 2013



1 in 8. In FY 2013, 1 in 8 Snyder County residents (5,270) underwent an outpatient procedure in a Pennsylvania (PA) facility. Some of these residents had multiple outpatient procedure visits, for a total of 7,550 visits.

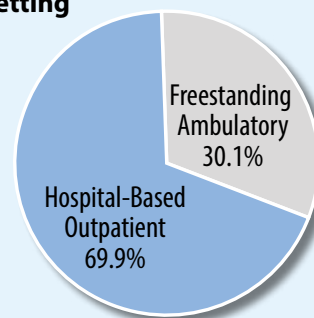
1.9 million. Statewide, 1.9 million PA residents had an outpatient procedure in a PA facility and about 27% of these had several outpatient procedure visits, for a total of 2.9 million visits in FY 2013.

PA Health Care Cost Containment Council



3.1 million. Overall, PHC4 collected 3.1 million outpatient procedure records (for PA and non-PA residents) from 174 hospital-based outpatient departments and 275 freestanding ambulatory surgery centers in FY 2013.

Outpatient Procedure Records by Setting



This report focuses on 10 outpatient procedures commonly performed in PA, with specific data shown for Snyder Co.

Common Outpatient Procedures	Total for County Residents	% Freestanding Ambulatory Center	% Hospital Outpatient Department	Procedure Rate per 10,000 Residents	
				County Rate	State Rate
Colonoscopy with/without Biopsy	1,354	72.2%	27.8%	341.3	325.4
Incision and Drainage of Ear Drum	86	61.6%	38.4%	21.7	17.4
Release of Carpal Tunnel and Other Nerves in Arms/Legs	131	73.3%	26.7%	33.0	28.2
Removal of Breast Tumor or Partial Mastectomy	42	2.4%	97.6%	10.6	14.2
Removal of Bunion and Repair of Toe Deformity	44	56.8%	43.2%	11.1	12.1
Removal of Cataract and Insertion of Lens	674	93.8%	6.2%	169.9	146.2
Removal of Gallbladder and/or Gallstones	124	1.6%	98.4%	31.3	19.8
Removal of Tonsils and Adenoids	93	55.9%	44.1%	23.4	19.1
Repair of Hernia in Groin	72	6.9%	93.1%	18.1	18.2
Repair of Torn Knee Cartilage	102	69.6%	30.4%	25.7	30.1

Notes: These procedures were defined using the Agency for Healthcare Research and Quality's Clinical Classifications Software. Outpatient procedures that were incorporated into inpatient records (e.g., outpatient diagnostic services for patients admitted to the hospital within 3 days of their outpatient visit) were not included here.

PHC4's outpatient procedure data, available through its special request program, is an important resource for health care facilities and providers, insurers, researchers, and consultants in studying issues such as access to care, cost and reimbursements, community need, and strategic planning.

Where did Snyder County residents have these outpatient procedures?

(Top 3 facilities by number of procedures)

	Top 3 Facilities	Number (%)		Top 3 Facilities	Number (%)
• Colonoscopy with/ without Biopsy	Central PA Endoscopy Ctr	627 (46.3%)	• Removal of Cataract and Insertion of Lens	SC Central PA	405 (60.1%)
	Sunbury Community	168 (12.4%)		Betz Ophthalmology	120 (17.8%)
	Geisinger OP Woodbine	166 (12.3%)		Geisinger OP Woodbine	85 (12.6%)
• Incision and Drainage of Ear Drum	SC Central PA	32 (37.2%)	• Removal of Gallbladder and/or Gallstones	Evangelical Community	66 (53.2%)
	Evangelical Community	24 (27.9%)		Geisinger/Danville	28 (22.6%)
	Geisinger OP Woodbine	19 (22.1%)		Sunbury Community	23 (18.5%)
• Release of Carpal Tunnel and Other Nerves in Arms/Legs	Evangelical ASC	72 (55.0%)	• Removal of Tonsils and Adenoids	SC Central PA	45 (48.4%)
	Evangelical Community	23 (17.6%)		Evangelical Community	23 (24.7%)
	Geisinger OP Woodbine	19 (14.5%)		Geisinger/Danville	13 (14.0%)
• Removal of Breast Tumor or Partial Mastectomy	Evangelical Community	27 (64.3%)	• Repair of Hernia in Groin	Evangelical Community	38 (52.8%)
	Geisinger/Danville	9 (21.4%)		Geisinger/Danville	16 (22.2%)
	NR	<5 (NR)		Sunbury Community	13 (18.1%)
• Removal of Bunion and Repair of Toe Deformity	Evangelical Community	14 (31.8%)	• Repair of Torn Knee Cartilage	Evangelical ASC	49 (48.0%)
	Brookpark SC	10 (22.7%)		Geisinger OP Woodbine	19 (18.6%)
	Evangelical ASC	10 (22.7%)		Evangelical Community	13 (12.7%)

NR = Not reported due to volume limitations
 NA = Not applicable
 SC = Surgical/surgery center
 When ties occur, facilities are listed alphabetically.

Common outpatient procedures by payer breakdown

	Medicare	Medicaid	Commercial	Other*
Colonoscopy with/without Biopsy	38.9%	2.1%	53.8%	5.2%
Incision and Drainage of Ear Drum	4.7%	26.7%	67.4%	1.2%
Release of Carpal Tunnel and Other Nerves in Arms/Legs	32.1%	5.3%	48.9%	13.7%
Removal of Breast Tumor or Partial Mastectomy	35.7%	4.8%	54.8%	4.8%
Removal of Bunion and Repair of Toe Deformity	40.9%	9.1%	38.6%	11.4%
Removal of Cataract and Insertion of Lens	67.7%	1.8%	28.9%	1.6%
Removal of Gallbladder and/or Gallstones	22.6%	9.7%	63.7%	4.0%
Removal of Tonsils and Adenoids	0.0%	19.4%	74.2%	6.5%
Repair of Hernia in Groin	26.4%	6.9%	59.7%	6.9%
Repair of Torn Knee Cartilage	12.7%	1.0%	75.5%	10.8%

* Includes other government, self-pay and unknown payer.

Want to know what Medicare pays health care facilities in PA for common outpatient services such as cataract surgery, MRIs or biopsies? Then visit PHC4's website at www.phc4.org and click on the interactive database of Medicare Payment Information for Common Outpatient Services.

About PHC4

Created by the PA General Assembly in 1986, the PA Health Care Cost Containment Council (PHC4) is an independent state agency that collects, analyzes and reports information used to improve the quality and restrain the cost of health care in the state. Each year, more than 840,000 reports are downloaded from the PHC4 website and nearly 100 organizations and individuals access and use PHC4 data through special requests. PHC4 is governed by a 25-member board of directors, representing business, labor, consumers, health care providers, insurers and state government.

Joe Martin, Executive Director
 225 Market Street, Suite 400, Harrisburg, PA 17101
 717-232-6787 • www.phc4.org



Somerset County

Common Outpatient Procedures for Somerset County Residents in FY 2013



1 in 5. In FY 2013, 1 in 5 Somerset County residents (16,365) underwent an outpatient procedure in a Pennsylvania (PA) facility. Some of these residents had multiple outpatient procedure visits, for a total of 26,180 visits.

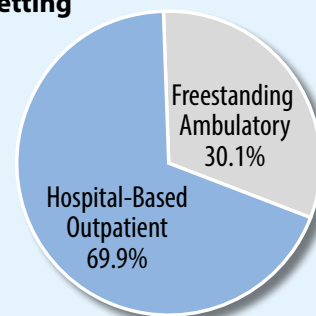
1.9 million. Statewide, 1.9 million PA residents had an outpatient procedure in a PA facility and about 27% of these had several outpatient procedure visits, for a total of 2.9 million visits in FY 2013.

PA Health Care Cost Containment Council



3.1 million. Overall, PHC4 collected 3.1 million outpatient procedure records (for PA and non-PA residents) from 174 hospital-based outpatient departments and 275 freestanding ambulatory surgery centers in FY 2013.

Outpatient Procedure Records by Setting



This report focuses on 10 outpatient procedures commonly performed in PA, with specific data shown for Somerset Co.

Common Outpatient Procedures	Total for County Residents	% Freestanding Ambulatory Center	% Hospital Outpatient Department	Procedure Rate per 10,000 Residents	
				County Rate	State Rate
Colonoscopy with/without Biopsy	3,119	1.9%	98.1%	405.3	325.4
Incision and Drainage of Ear Drum	127	33.1%	66.9%	16.5	17.4
Release of Carpal Tunnel and Other Nerves in Arms/Legs	342	50.9%	49.1%	44.4	28.2
Removal of Breast Tumor or Partial Mastectomy	96	56.3%	43.8%	12.5	14.2
Removal of Bunion and Repair of Toe Deformity	110	14.5%	85.5%	14.3	12.1
Removal of Cataract and Insertion of Lens	1,338	55.2%	44.8%	173.9	146.2
Removal of Gallbladder and/or Gallstones	357	0.0%	100.0%	46.4	19.8
Removal of Tonsils and Adenoids	177	23.7%	76.3%	23.0	19.1
Repair of Hernia in Groin	151	23.8%	76.2%	19.6	18.2
Repair of Torn Knee Cartilage	254	45.7%	54.3%	33.0	30.1

Notes: These procedures were defined using the Agency for Healthcare Research and Quality's Clinical Classifications Software. Outpatient procedures that were incorporated into inpatient records (e.g., outpatient diagnostic services for patients admitted to the hospital within 3 days of their outpatient visit) were not included here.

PHC4's outpatient procedure data, available through its special request program, is an important resource for health care facilities and providers, insurers, researchers, and consultants in studying issues such as access to care, cost and reimbursements, community need, and strategic planning.

Where did Somerset County residents have these outpatient procedures?

(Top 3 facilities by number of procedures)

	Top 3 Facilities	Number (%)		Top 3 Facilities	Number (%)
• Colonoscopy with/ without Biopsy	Somerset	1,569 (50.3%)	• Removal of Cataract and Insertion of Lens	Ophthalmic Associates SC	654 (48.9%)
	Windber	713 (22.9%)		Somerset	458 (34.2%)
	Conemaugh Valley Memorial	466 (14.9%)		Meyersdale Community	61 (4.6%)
• Incision and Drainage of Ear Drum	Somerset	52 (40.9%)	• Removal of Gallbladder and/or Gallstones	Somerset	223 (62.5%)
	Lee ASC	32 (25.2%)		Conemaugh Valley Memorial	72 (20.2%)
	Conemaugh Valley Memorial	17 (13.4%)		Windber	45 (12.6%)
• Release of Carpal Tunnel and Other Nerves in Arms/Legs	Lee ASC	99 (28.9%)	• Removal of Tonsils and Adenoids	Somerset	82 (46.3%)
	Somerset	90 (26.3%)		Lee ASC	31 (17.5%)
	Conemaugh Valley Memorial	28 (8.2%)		Conemaugh Valley Memorial	24 (13.6%)
• Removal of Breast Tumor or Partial Mastectomy	Lee ASC	46 (47.9%)	• Repair of Hernia in Groin	Somerset	42 (27.8%)
	Windber	25 (26.0%)		Lee ASC	32 (21.2%)
	Conemaugh Valley Memorial	11 (11.5%)		Windber	31 (20.5%)
• Removal of Bunion and Repair of Toe Deformity	Somerset	50 (45.5%)	• Repair of Torn Knee Cartilage	Lee ASC	102 (40.2%)
	Windber	34 (30.9%)		Conemaugh Valley Memorial	68 (26.8%)
	Lee ASC	10 (9.1%)		Somerset	39 (15.4%)

NR = Not reported due to volume limitations
 NA = Not applicable
 SC = Surgical/surgery center
 When ties occur, facilities are listed alphabetically.

Common outpatient procedures by payer breakdown

	Medicare	Medicaid	Commercial	Other*
Colonoscopy with/without Biopsy	38.9%	4.4%	46.7%	10.0%
Incision and Drainage of Ear Drum	3.1%	38.6%	50.4%	7.9%
Release of Carpal Tunnel and Other Nerves in Arms/Legs	33.3%	9.1%	52.9%	4.7%
Removal of Breast Tumor or Partial Mastectomy	41.7%	6.3%	49.0%	3.1%
Removal of Bunion and Repair of Toe Deformity	28.2%	4.5%	58.2%	9.1%
Removal of Cataract and Insertion of Lens	66.0%	3.4%	26.2%	4.4%
Removal of Gallbladder and/or Gallstones	23.8%	17.6%	45.9%	12.6%
Removal of Tonsils and Adenoids	0.0%	27.7%	61.6%	10.7%
Repair of Hernia in Groin	39.7%	11.3%	40.4%	8.6%
Repair of Torn Knee Cartilage	20.1%	6.3%	70.1%	3.5%

Want to know what Medicare pays health care facilities in PA for common outpatient services such as cataract surgery, MRIs or biopsies? Then visit PHC4's website at www.phc4.org and click on the interactive database of Medicare Payment Information for Common Outpatient Services.

* Includes other government, self-pay and unknown payer.

About PHC4

Created by the PA General Assembly in 1986, the PA Health Care Cost Containment Council (PHC4) is an independent state agency that collects, analyzes and reports information used to improve the quality and restrain the cost of health care in the state. Each year, more than 840,000 reports are downloaded from the PHC4 website and nearly 100 organizations and individuals access and use PHC4 data through special requests. PHC4 is governed by a 25-member board of directors, representing business, labor, consumers, health care providers, insurers and state government.

Joe Martin, Executive Director
 225 Market Street, Suite 400, Harrisburg, PA 17101
 717-232-6787 • www.phc4.org



Sullivan County

Common Outpatient Procedures for Sullivan County Residents in FY 2013

Sullivan County

1 in 6. In FY 2013, 1 in 6 Sullivan County residents (1,012) underwent an outpatient procedure in a Pennsylvania (PA) facility. Some of these residents had multiple outpatient procedure visits, for a total of 1,385 visits.

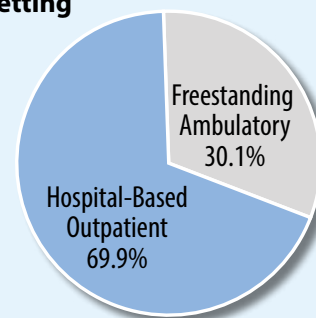
1.9 million. Statewide, 1.9 million PA residents had an outpatient procedure in a PA facility and about 27% of these had several outpatient procedure visits, for a total of 2.9 million visits in FY 2013.

PA Health Care Cost Containment Council



3.1 million. Overall, PHC4 collected 3.1 million outpatient procedure records (for PA and non-PA residents) from 174 hospital-based outpatient departments and 275 freestanding ambulatory surgery centers in FY 2013.

Outpatient Procedure Records by Setting



This report focuses on 10 outpatient procedures commonly performed in PA, with specific data shown for Sullivan Co.

Common Outpatient Procedures	Total for County Residents	% Freestanding Ambulatory Center	% Hospital Outpatient Department	Procedure Rate per 10,000 Residents	
				County Rate	State Rate
Colonoscopy with/without Biopsy	231	64.5%	35.5%	357.5	325.4
Incision and Drainage of Ear Drum	<5	NR	NR	NR	17.4
Release of Carpal Tunnel and Other Nerves in Arms/Legs	21	19.0%	81.0%	32.5	28.2
Removal of Breast Tumor or Partial Mastectomy	7	0.0%	100.0%	10.8	14.2
Removal of Bunion and Repair of Toe Deformity	<5	NR	NR	NR	12.1
Removal of Cataract and Insertion of Lens	119	53.8%	46.2%	184.2	146.2
Removal of Gallbladder and/or Gallstones	11	0.0%	100.0%	17.0	19.8
Removal of Tonsils and Adenoids	13	7.7%	92.3%	20.1	19.1
Repair of Hernia in Groin	13	0.0%	100.0%	20.1	18.2
Repair of Torn Knee Cartilage	13	38.5%	61.5%	20.1	30.1

Notes: These procedures were defined using the Agency for Healthcare Research and Quality's Clinical Classifications Software. Outpatient procedures that were incorporated into inpatient records (e.g., outpatient diagnostic services for patients admitted to the hospital within 3 days of their outpatient visit) were not included here.

NR = Not reported due to volume limitations

PHC4's outpatient procedure data, available through its special request program, is an important resource for health care facilities and providers, insurers, researchers, and consultants in studying issues such as access to care, cost and reimbursements, community need, and strategic planning.

Where did Sullivan County residents have these outpatient procedures?

(Top 3 facilities by number of procedures)

	Top 3 Facilities	Number (%)		Top 3 Facilities	Number (%)
• Colonoscopy with/ without Biopsy	Guthrie Clinic	88 (38.1%)	• Removal of Cataract and Insertion of Lens	Robert Packer	51 (42.9%)
	Susquehanna Endoscopy	46 (19.9%)		SC Central PA	49 (41.2%)
	Memorial/Towanda	44 (19.0%)		Geisinger OP Woodbine	9 (7.6%)
• Incision and Drainage of Ear Drum	NR	<5 (NR)	• Removal of Gallbladder and/or Gallstones	NR	<5 (NR)
	NR	<5 (NR)		NR	<5 (NR)
	(none)	NA (NA)		NR	<5 (NR)
• Release of Carpal Tunnel and Other Nerves in Arms/Legs	Robert Packer	9 (42.9%)	• Removal of Tonsils and Adenoids	Memorial/Towanda	5 (38.5%)
	NR	<5 (NR)		NR	<5 (NR)
	NR	<5 (NR)		NR	<5 (NR)
• Removal of Breast Tumor or Partial Mastectomy	NR	<5 (NR)	• Repair of Hernia in Groin	Geisinger/Danville	6 (46.2%)
	NR	<5 (NR)		Robert Packer	5 (38.5%)
	NR	<5 (NR)		NR	<5 (NR)
• Removal of Bunion and Repair of Toe Deformity	NR	<5 (NR)	• Repair of Torn Knee Cartilage	NR	<5 (NR)
	NR	<5 (NR)		NR	<5 (NR)
	(none)	NA (NA)		NR	<5 (NR)

NR = Not reported due to volume limitations

NA = Not applicable

SC = Surgical/surgery center

When ties occur, facilities are listed alphabetically.

Common outpatient procedures by payer breakdown

	Medicare	Medicaid	Commercial	Other*
Colonoscopy with/without Biopsy	40.3%	4.8%	50.2%	4.8%
Incision and Drainage of Ear Drum	NR	NR	NR	NR
Release of Carpal Tunnel and Other Nerves in Arms/Legs	28.6%	9.5%	57.1%	4.8%
Removal of Breast Tumor or Partial Mastectomy	57.1%	14.3%	28.6%	0.0%
Removal of Bunion and Repair of Toe Deformity	NR	NR	NR	NR
Removal of Cataract and Insertion of Lens	87.4%	0.0%	11.8%	0.8%
Removal of Gallbladder and/or Gallstones	54.5%	9.1%	36.4%	0.0%
Removal of Tonsils and Adenoids	0.0%	38.5%	61.5%	0.0%
Repair of Hernia in Groin	46.2%	0.0%	53.8%	0.0%
Repair of Torn Knee Cartilage	0.0%	7.7%	84.6%	7.7%

* Includes other government, self-pay and unknown payer.

NR = Not reported due to volume limitations

Want to know what Medicare pays health care facilities in PA for common outpatient services such as cataract surgery, MRIs or biopsies? Then visit PHC4's website at www.phc4.org and click on the interactive database of Medicare Payment Information for Common Outpatient Services.

About PHC4

Created by the PA General Assembly in 1986, the PA Health Care Cost Containment Council (PHC4) is an independent state agency that collects, analyzes and reports information used to improve the quality and restrain the cost of health care in the state. Each year, more than 840,000 reports are downloaded from the PHC4 website and nearly 100 organizations and individuals access and use PHC4 data through special requests. PHC4 is governed by a 25-member board of directors, representing business, labor, consumers, health care providers, insurers and state government.

Joe Martin, Executive Director
225 Market Street, Suite 400, Harrisburg, PA 17101
717-232-6787 • www.phc4.org



Susquehanna County

Common Outpatient Procedures for Susquehanna County Residents in FY 2013

Susquehanna
County

1 in 10. In FY 2013, 1 in 10 Susquehanna County residents (4,176) underwent an outpatient procedure in a Pennsylvania (PA) facility. Some of these residents had multiple outpatient procedure visits, for a total of 5,828 visits.

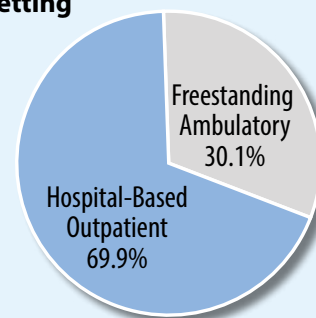
1.9 million. Statewide, 1.9 million PA residents had an outpatient procedure in a PA facility and about 27% of these had several outpatient procedure visits, for a total of 2.9 million visits in FY 2013.

PA Health Care Cost Containment Council



3.1 million. Overall, PHC4 collected 3.1 million outpatient procedure records (for PA and non-PA residents) from 174 hospital-based outpatient departments and 275 freestanding ambulatory surgery centers in FY 2013.

Outpatient Procedure Records by Setting



This report focuses on 10 outpatient procedures commonly performed in PA, with specific data shown for Susquehanna Co.

Common Outpatient Procedures	Total for County Residents	% Freestanding Ambulatory Center	% Hospital Outpatient Department	Procedure Rate per 10,000 Residents	
				County Rate	State Rate
Colonoscopy with/without Biopsy	1,213	55.1%	44.9%	284.1	325.4
Incision and Drainage of Ear Drum	67	28.4%	71.6%	15.7	17.4
Release of Carpal Tunnel and Other Nerves in Arms/Legs	86	47.7%	52.3%	20.1	28.2
Removal of Breast Tumor or Partial Mastectomy	23	4.3%	95.7%	5.4	14.2
Removal of Bunion and Repair of Toe Deformity	39	48.7%	51.3%	9.1	12.1
Removal of Cataract and Insertion of Lens	563	89.2%	10.8%	131.9	146.2
Removal of Gallbladder and/or Gallstones	89	0.0%	100.0%	20.8	19.8
Removal of Tonsils and Adenoids	85	16.5%	83.5%	19.9	19.1
Repair of Hernia in Groin	58	6.9%	93.1%	13.6	18.2
Repair of Torn Knee Cartilage	79	27.8%	72.2%	18.5	30.1

Notes: These procedures were defined using the Agency for Healthcare Research and Quality's Clinical Classifications Software. Outpatient procedures that were incorporated into inpatient records (e.g., outpatient diagnostic services for patients admitted to the hospital within 3 days of their outpatient visit) were not included here.

PHC4's outpatient procedure data, available through its special request program, is an important resource for health care facilities and providers, insurers, researchers, and consultants in studying issues such as access to care, cost and reimbursements, community need, and strategic planning.

Where did Susquehanna County residents have these outpatient procedures?

(Top 3 facilities by number of procedures)

	Top 3 Facilities	Number (%)		Top 3 Facilities	Number (%)
• Colonoscopy with/ without Biopsy	Eynon SC	263 (21.7%)	• Removal of Cataract and Insertion of Lens	NEI AS	468 (83.1%)
	Endless Mountains	214 (17.6%)		Robert Packer	35 (6.2%)
	Barnes-Kasson County	188 (15.5%)		Kingston Ophthalmology	14 (2.5%)
• Incision and Drainage of Ear Drum	Tyler Memorial	21 (31.3%)	• Removal of Gallbladder and/or Gallstones	Wayne Memorial	22 (24.7%)
	Moses Taylor	10 (14.9%)		Geisinger-Community	18 (20.2%)
	North East SC	9 (13.4%)		Regional Scranton	11 (12.4%)
• Release of Carpal Tunnel and Other Nerves in Arms/Legs	North East SC	35 (40.7%)	• Removal of Tonsils and Adenoids	Tyler Memorial	20 (23.5%)
	Endless Mountains	12 (14.0%)		Regional Scranton	14 (16.5%)
	Tyler Memorial	6 (7.0%)		Moses Taylor	10 (11.8%)
• Removal of Breast Tumor or Partial Mastectomy	Regional Scranton	10 (43.5%)	• Repair of Hernia in Groin	Barnes-Kasson County	12 (20.7%)
	Moses Taylor	5 (21.7%)		Moses Taylor	8 (13.8%)
	NR	<5 (NR)		Tyler Memorial	8 (13.8%)
• Removal of Bunion and Repair of Toe Deformity	North East SC	11 (28.2%)	• Repair of Torn Knee Cartilage	Endless Mountains	23 (29.1%)
	Regional Hospital SC	8 (20.5%)		North East SC	20 (25.3%)
	* See footnote	6 (15.4%)		Wayne Memorial	9 (11.4%)

NR = Not reported due to volume limitations

NA = Not applicable

SC = Surgical/surgery center

When ties occur, facilities are listed alphabetically.

* Endless Mountains and Geisinger-Community were tied at 6.

Common outpatient procedures by payer breakdown

	Medicare	Medicaid	Commercial	Other*
Colonoscopy with/without Biopsy	36.0%	4.3%	57.3%	2.4%
Incision and Drainage of Ear Drum	3.0%	43.3%	46.3%	7.5%
Release of Carpal Tunnel and Other Nerves in Arms/Legs	32.6%	10.5%	53.5%	3.5%
Removal of Breast Tumor or Partial Mastectomy	39.1%	13.0%	39.1%	8.7%
Removal of Bunion and Repair of Toe Deformity	25.6%	7.7%	56.4%	10.3%
Removal of Cataract and Insertion of Lens	79.8%	1.2%	17.9%	1.1%
Removal of Gallbladder and/or Gallstones	15.7%	16.9%	64.0%	3.4%
Removal of Tonsils and Adenoids	0.0%	31.8%	63.5%	4.7%
Repair of Hernia in Groin	25.9%	6.9%	63.8%	3.4%
Repair of Torn Knee Cartilage	12.7%	10.1%	72.2%	5.1%

* Includes other government, self-pay and unknown payer.

Want to know what Medicare pays health care facilities in PA for common outpatient services such as cataract surgery, MRIs or biopsies? Then visit PHC4's website at www.phc4.org and click on the interactive database of Medicare Payment Information for Common Outpatient Services.

About PHC4

Created by the PA General Assembly in 1986, the PA Health Care Cost Containment Council (PHC4) is an independent state agency that collects, analyzes and reports information used to improve the quality and restrain the cost of health care in the state. Each year, more than 840,000 reports are downloaded from the PHC4 website and nearly 100 organizations and individuals access and use PHC4 data through special requests. PHC4 is governed by a 25-member board of directors, representing business, labor, consumers, health care providers, insurers and state government.

Joe Martin, Executive Director
225 Market Street, Suite 400, Harrisburg, PA 17101
717-232-6787 • www.phc4.org



Tioga County

Common Outpatient Procedures for Tioga County Residents in FY 2013



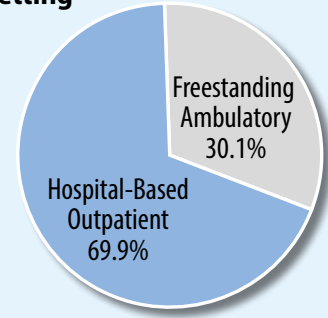
1 in 11. In FY 2013, 1 in 11 Tioga County residents (4,031) underwent an outpatient procedure in a Pennsylvania (PA) facility. Some of these residents had multiple outpatient procedure visits, for a total of 5,332 visits.

1.9 million. Statewide, 1.9 million PA residents had an outpatient procedure in a PA facility and about 27% of these had several outpatient procedure visits, for a total of 2.9 million visits in FY 2013.



3.1 million. Overall, PHC4 collected 3.1 million outpatient procedure records (for PA and non-PA residents) from 174 hospital-based outpatient departments and 275 freestanding ambulatory surgery centers in FY 2013.

Outpatient Procedure Records by Setting



This report focuses on 10 outpatient procedures commonly performed in PA, with specific data shown for Tioga Co.

Common Outpatient Procedures	Total for County Residents	% Freestanding Ambulatory Center	% Hospital Outpatient Department	Procedure Rate per 10,000 Residents	
				County Rate	State Rate
Colonoscopy with/without Biopsy	453	74.2%	25.8%	106.4	325.4
Incision and Drainage of Ear Drum	66	9.1%	90.9%	15.5	17.4
Release of Carpal Tunnel and Other Nerves in Arms/Legs	49	16.3%	83.7%	11.5	28.2
Removal of Breast Tumor or Partial Mastectomy	9	0.0%	100.0%	2.1	14.2
Removal of Bunion and Repair of Toe Deformity	6	50.0%	50.0%	1.4	12.1
Removal of Cataract and Insertion of Lens	269	50.9%	49.1%	63.2	146.2
Removal of Gallbladder and/or Gallstones	28	0.0%	100.0%	6.6	19.8
Removal of Tonsils and Adenoids	103	7.8%	92.2%	24.2	19.1
Repair of Hernia in Groin	24	4.2%	95.8%	5.6	18.2
Repair of Torn Knee Cartilage	26	7.7%	92.3%	6.1	30.1

Notes: These procedures were defined using the Agency for Healthcare Research and Quality's Clinical Classifications Software. Outpatient procedures that were incorporated into inpatient records (e.g., outpatient diagnostic services for patients admitted to the hospital within 3 days of their outpatient visit) were not included here.

PHC4's outpatient procedure data, available through its special request program, is an important resource for health care facilities and providers, insurers, researchers, and consultants in studying issues such as access to care, cost and reimbursements, community need, and strategic planning.

Where did Tioga County residents have these outpatient procedures?

(Top 3 facilities by number of procedures)

	Top 3 Facilities	Number (%)		Top 3 Facilities	Number (%)
• Colonoscopy with/ without Biopsy	Guthrie Clinic	261 (57.6%)	• Removal of Cataract and Insertion of Lens	SC Central PA	125 (46.5%)
	Susquehanna Endoscopy	53 (11.7%)		Robert Packer	114 (42.4%)
	Robert Packer	49 (10.8%)		Charles Cole Memorial	16 (5.9%)
• Incision and Drainage of Ear Drum	Robert Packer	47 (71.2%)	• Removal of Gallbladder and/or Gallstones	Robert Packer	15 (53.6%)
	Geisinger/Danville	7 (10.6%)		Troy Community	5 (17.9%)
	* See footnote	5 (7.6%)		NR	<5 (NR)
• Release of Carpal Tunnel and Other Nerves in Arms/Legs	Robert Packer	28 (57.1%)	• Removal of Tonsils and Adenoids	Robert Packer	77 (74.8%)
	Charles Cole Memorial	5 (10.2%)		Geisinger/Danville	10 (9.7%)
	NR	<5 (NR)		Charles Cole Memorial	6 (5.8%)
• Removal of Breast Tumor or Partial Mastectomy	Robert Packer	7 (77.8%)	• Repair of Hernia in Groin	Robert Packer	9 (37.5%)
	NR	<5 (NR)		Geisinger/Danville	5 (20.8%)
	(none)	NA (NA)		NR	<5 (NR)
• Removal of Bunion and Repair of Toe Deformity	NR	<5 (NR)	• Repair of Torn Knee Cartilage	Charles Cole Memorial	13 (50.0%)
	NR	<5 (NR)		Robert Packer	8 (30.8%)
	NR	<5 (NR)		NR	<5 (NR)

NR = Not reported due to volume limitations

NA = Not applicable

SC = Surgical/surgery center

When ties occur, facilities are listed alphabetically.

* Charles Cole Memorial and Geisinger OP Woodbine were tied at 5.

Common outpatient procedures by payer breakdown

	Medicare	Medicaid	Commercial	Other*
Colonoscopy with/without Biopsy	42.4%	4.4%	49.7%	3.5%
Incision and Drainage of Ear Drum	0.0%	45.5%	47.0%	7.6%
Release of Carpal Tunnel and Other Nerves in Arms/Legs	36.7%	6.1%	53.1%	4.1%
Removal of Breast Tumor or Partial Mastectomy	55.6%	0.0%	44.4%	0.0%
Removal of Bunion and Repair of Toe Deformity	50.0%	16.7%	33.3%	0.0%
Removal of Cataract and Insertion of Lens	67.3%	0.4%	29.7%	2.6%
Removal of Gallbladder and/or Gallstones	35.7%	14.3%	50.0%	0.0%
Removal of Tonsils and Adenoids	1.0%	35.0%	57.3%	6.8%
Repair of Hernia in Groin	37.5%	12.5%	45.8%	4.2%
Repair of Torn Knee Cartilage	26.9%	11.5%	61.5%	0.0%

* Includes other government, self-pay and unknown payer.

Want to know what Medicare pays health care facilities in PA for common outpatient services such as cataract surgery, MRIs or biopsies? Then visit PHC4's website at www.phc4.org and click on the interactive database of Medicare Payment Information for Common Outpatient Services.

About PHC4

Created by the PA General Assembly in 1986, the PA Health Care Cost Containment Council (PHC4) is an independent state agency that collects, analyzes and reports information used to improve the quality and restrain the cost of health care in the state. Each year, more than 840,000 reports are downloaded from the PHC4 website and nearly 100 organizations and individuals access and use PHC4 data through special requests. PHC4 is governed by a 25-member board of directors, representing business, labor, consumers, health care providers, insurers and state government.

Joe Martin, Executive Director
225 Market Street, Suite 400, Harrisburg, PA 17101
717-232-6787 • www.phc4.org



Union County

Common Outpatient Procedures for Union County Residents in FY 2013



1 in 6. In FY 2013, 1 in 6 Union County residents (7,236) underwent an outpatient procedure in a Pennsylvania (PA) facility. Some of these residents had multiple outpatient procedure visits, for a total of 10,109 visits.

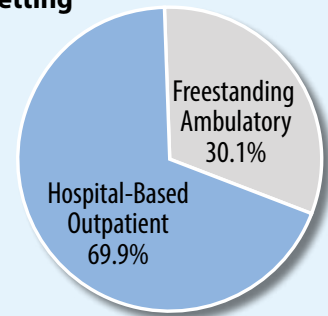
1.9 million. Statewide, 1.9 million PA residents had an outpatient procedure in a PA facility and about 27% of these had several outpatient procedure visits, for a total of 2.9 million visits in FY 2013.

PA Health Care Cost Containment Council



3.1 million. Overall, PHC4 collected 3.1 million outpatient procedure records (for PA and non-PA residents) from 174 hospital-based outpatient departments and 275 freestanding ambulatory surgery centers in FY 2013.

Outpatient Procedure Records by Setting



This report focuses on 10 outpatient procedures commonly performed in PA, with specific data shown for Union Co.

Common Outpatient Procedures	Total for County Residents	% Freestanding Ambulatory Center	% Hospital Outpatient Department	Procedure Rate per 10,000 Residents	
				County Rate	State Rate
Colonoscopy with/without Biopsy	1,774	80.8%	19.2%	394.6	325.4
Incision and Drainage of Ear Drum	78	52.6%	47.4%	17.4	17.4
Release of Carpal Tunnel and Other Nerves in Arms/Legs	167	68.3%	31.7%	37.2	28.2
Removal of Breast Tumor or Partial Mastectomy	43	0.0%	100.0%	9.6	14.2
Removal of Bunion and Repair of Toe Deformity	47	80.9%	19.1%	10.5	12.1
Removal of Cataract and Insertion of Lens	955	97.9%	2.1%	212.4	146.2
Removal of Gallbladder and/or Gallstones	109	0.0%	100.0%	24.2	19.8
Removal of Tonsils and Adenoids	82	57.3%	42.7%	18.2	19.1
Repair of Hernia in Groin	84	7.1%	92.9%	18.7	18.2
Repair of Torn Knee Cartilage	126	73.8%	26.2%	28.0	30.1

Notes: These procedures were defined using the Agency for Healthcare Research and Quality's Clinical Classifications Software. Outpatient procedures that were incorporated into inpatient records (e.g., outpatient diagnostic services for patients admitted to the hospital within 3 days of their outpatient visit) were not included here.

PHC4's outpatient procedure data, available through its special request program, is an important resource for health care facilities and providers, insurers, researchers, and consultants in studying issues such as access to care, cost and reimbursements, community need, and strategic planning.

Where did Union County residents have these outpatient procedures?

(Top 3 facilities by number of procedures)

	Top 3 Facilities	Number (%)		Top 3 Facilities	Number (%)
• Colonoscopy with/ without Biopsy	Central PA Endoscopy Ctr	930 (52.4%)	• Removal of Cataract and Insertion of Lens	SC Central PA	691 (72.4%)
	Geisinger OP Woodbine	196 (11.0%)		Betz Ophthalmology	196 (20.5%)
	Evangelical ASC	160 (9.0%)		Geisinger OP Woodbine	38 (4.0%)
• Incision and Drainage of Ear Drum	Evangelical Community	30 (38.5%)	• Removal of Gallbladder and/or Gallstones	Evangelical Community	96 (88.1%)
	SC Central PA	30 (38.5%)		Geisinger/Danville	12 (11.0%)
	Geisinger OP Woodbine	11 (14.1%)		NR	<5 (NR)
• Release of Carpal Tunnel and Other Nerves in Arms/Legs	Evangelical ASC	89 (53.3%)	• Removal of Tonsils and Adenoids	SC Central PA	39 (47.6%)
	Geisinger OP Woodbine	23 (13.8%)		Evangelical Community	27 (32.9%)
	Evangelical Community	22 (13.2%)		Geisinger OP Woodbine	7 (8.5%)
• Removal of Breast Tumor or Partial Mastectomy	Evangelical Community	36 (83.7%)	• Repair of Hernia in Groin	Evangelical Community	60 (71.4%)
	Geisinger/Danville	7 (16.3%)		Geisinger/Danville	17 (20.2%)
	(none)	NA (NA)		NR	<5 (NR)
• Removal of Bunion and Repair of Toe Deformity	Brookpark SC	25 (53.2%)	• Repair of Torn Knee Cartilage	Evangelical ASC	56 (44.4%)
	Evangelical ASC	10 (21.3%)		Geisinger OP Woodbine	34 (27.0%)
	NR	<5 (NR)		Evangelical Community	14 (11.1%)

NR = Not reported due to volume limitations
 NA = Not applicable
 SC = Surgical/surgery center
 When ties occur, facilities are listed alphabetically.

Common outpatient procedures by payer breakdown

	Medicare	Medicaid	Commercial	Other*
Colonoscopy with/without Biopsy	34.5%	2.5%	48.6%	14.4%
Incision and Drainage of Ear Drum	3.8%	20.5%	71.8%	3.8%
Release of Carpal Tunnel and Other Nerves in Arms/Legs	29.9%	5.4%	49.1%	15.6%
Removal of Breast Tumor or Partial Mastectomy	39.5%	7.0%	51.2%	2.3%
Removal of Bunion and Repair of Toe Deformity	31.9%	0.0%	44.7%	23.4%
Removal of Cataract and Insertion of Lens	66.1%	1.4%	31.0%	1.6%
Removal of Gallbladder and/or Gallstones	19.3%	12.8%	60.6%	7.3%
Removal of Tonsils and Adenoids	0.0%	28.0%	70.7%	1.2%
Repair of Hernia in Groin	27.4%	3.6%	53.6%	15.5%
Repair of Torn Knee Cartilage	15.1%	2.4%	72.2%	10.3%

* Includes other government, self-pay and unknown payer.

Want to know what Medicare pays health care facilities in PA for common outpatient services such as cataract surgery, MRIs or biopsies? Then visit PHC4's website at www.phc4.org and click on the interactive database of Medicare Payment Information for Common Outpatient Services.

About PHC4

Created by the PA General Assembly in 1986, the PA Health Care Cost Containment Council (PHC4) is an independent state agency that collects, analyzes and reports information used to improve the quality and restrain the cost of health care in the state. Each year, more than 840,000 reports are downloaded from the PHC4 website and nearly 100 organizations and individuals access and use PHC4 data through special requests. PHC4 is governed by a 25-member board of directors, representing business, labor, consumers, health care providers, insurers and state government.

Joe Martin, Executive Director
 225 Market Street, Suite 400, Harrisburg, PA 17101
 717-232-6787 • www.phc4.org



Venango County

Common Outpatient Procedures for Venango County Residents in FY 2013



1 in 7. In FY 2013, 1 in 7 Venango County residents (7,964) underwent an outpatient procedure in a Pennsylvania (PA) facility. Some of these residents had multiple outpatient procedure visits, for a total of 13,392 visits.

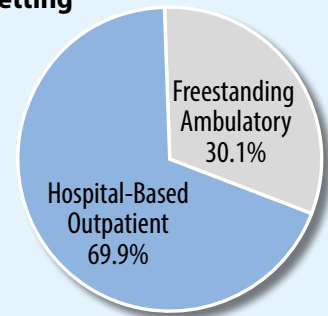
1.9 million. Statewide, 1.9 million PA residents had an outpatient procedure in a PA facility and about 27% of these had several outpatient procedure visits, for a total of 2.9 million visits in FY 2013.

PA Health Care Cost Containment Council



3.1 million. Overall, PHC4 collected 3.1 million outpatient procedure records (for PA and non-PA residents) from 174 hospital-based outpatient departments and 275 freestanding ambulatory surgery centers in FY 2013.

Outpatient Procedure Records by Setting



This report focuses on 10 outpatient procedures commonly performed in PA, with specific data shown for Venango Co.

Common Outpatient Procedures	Total for County Residents	% Freestanding Ambulatory Center	% Hospital Outpatient Department	Procedure Rate per 10,000 Residents	
				County Rate	State Rate
Colonoscopy with/without Biopsy	1,534	50.0%	50.0%	282.7	325.4
Incision and Drainage of Ear Drum	115	9.6%	90.4%	21.2	17.4
Release of Carpal Tunnel and Other Nerves in Arms/Legs	265	14.7%	85.3%	48.8	28.2
Removal of Breast Tumor or Partial Mastectomy	62	1.6%	98.4%	11.4	14.2
Removal of Bunion and Repair of Toe Deformity	24	16.7%	83.3%	4.4	12.1
Removal of Cataract and Insertion of Lens	783	51.2%	48.8%	144.3	146.2
Removal of Gallbladder and/or Gallstones	158	0.0%	100.0%	29.1	19.8
Removal of Tonsils and Adenoids	146	8.9%	91.1%	26.9	19.1
Repair of Hernia in Groin	76	6.6%	93.4%	14.0	18.2
Repair of Torn Knee Cartilage	151	3.3%	96.7%	27.8	30.1

Notes: These procedures were defined using the Agency for Healthcare Research and Quality's Clinical Classifications Software. Outpatient procedures that were incorporated into inpatient records (e.g., outpatient diagnostic services for patients admitted to the hospital within 3 days of their outpatient visit) were not included here.

PHC4's outpatient procedure data, available through its special request program, is an important resource for health care facilities and providers, insurers, researchers, and consultants in studying issues such as access to care, cost and reimbursements, community need, and strategic planning.

Where did Venango County residents have these outpatient procedures?

(Top 3 facilities by number of procedures)

	Top 3 Facilities	Number (%)		Top 3 Facilities	Number (%)
• Colonoscopy with/ without Biopsy	Surgery & Laser	700 (45.6%)	• Removal of Cataract and Insertion of Lens	UPMC Northwest	283 (36.1%)
	UPMC Northwest	473 (30.8%)		Laurel Laser/Brookville	243 (31.0%)
	Titusville Area	78 (5.1%)		Community SC	123 (15.7%)
• Incision and Drainage of Ear Drum	UPMC Northwest	88 (76.5%)	• Removal of Gallbladder and/or Gallstones	UPMC Northwest	116 (73.4%)
	CHP North SC	10 (8.7%)		Titusville Area	14 (8.9%)
	Children's Hosp Pgh/UPMC	6 (5.2%)		Clarion	6 (3.8%)
• Release of Carpal Tunnel and Other Nerves in Arms/Legs	UPMC Northwest	179 (67.5%)	• Removal of Tonsils and Adenoids	UPMC Northwest	111 (76.0%)
	Meadville	16 (6.0%)		CHP North SC	11 (7.5%)
	UPMC Hamot SC	10 (3.8%)		Children's Hosp Pgh/UPMC	8 (5.5%)
• Removal of Breast Tumor or Partial Mastectomy	UPMC Northwest	41 (66.1%)	• Repair of Hernia in Groin	UPMC Northwest	47 (61.8%)
	Magee Womens/UPMC	8 (12.9%)		Titusville Area	9 (11.8%)
	Grove City	5 (8.1%)		NR	<5 (NR)
• Removal of Bunion and Repair of Toe Deformity	Grove City	7 (29.2%)	• Repair of Torn Knee Cartilage	Meadville	62 (41.1%)
	Clarion	5 (20.8%)		UPMC Northwest	60 (39.7%)
	Meadville	5 (20.8%)		UPMC Horizon	9 (6.0%)

NR = Not reported due to volume limitations
 NA = Not applicable
 SC = Surgical/surgery center
 When ties occur, facilities are listed alphabetically.

Common outpatient procedures by payer breakdown

	Medicare	Medicaid	Commercial	Other*
Colonoscopy with/without Biopsy	38.0%	6.3%	46.0%	9.7%
Incision and Drainage of Ear Drum	0.0%	44.3%	40.9%	14.8%
Release of Carpal Tunnel and Other Nerves in Arms/Legs	33.2%	6.8%	44.9%	15.1%
Removal of Breast Tumor or Partial Mastectomy	30.6%	1.6%	46.8%	21.0%
Removal of Bunion and Repair of Toe Deformity	20.8%	4.2%	75.0%	0.0%
Removal of Cataract and Insertion of Lens	68.6%	3.6%	23.4%	4.5%
Removal of Gallbladder and/or Gallstones	25.3%	17.1%	40.5%	17.1%
Removal of Tonsils and Adenoids	0.7%	30.8%	52.7%	15.8%
Repair of Hernia in Groin	31.6%	5.3%	51.3%	11.8%
Repair of Torn Knee Cartilage	17.2%	5.3%	64.2%	13.2%

* Includes other government, self-pay and unknown payer.

Want to know what Medicare pays health care facilities in PA for common outpatient services such as cataract surgery, MRIs or biopsies? Then visit PHC4's website at www.phc4.org and click on the interactive database of Medicare Payment Information for Common Outpatient Services.

About PHC4

Created by the PA General Assembly in 1986, the PA Health Care Cost Containment Council (PHC4) is an independent state agency that collects, analyzes and reports information used to improve the quality and restrain the cost of health care in the state. Each year, more than 840,000 reports are downloaded from the PHC4 website and nearly 100 organizations and individuals access and use PHC4 data through special requests. PHC4 is governed by a 25-member board of directors, representing business, labor, consumers, health care providers, insurers and state government.

Joe Martin, Executive Director
 225 Market Street, Suite 400, Harrisburg, PA 17101
 717-232-6787 • www.phc4.org



Warren County

Common Outpatient Procedures for Warren County Residents in FY 2013

Warren County

1 in 8. In FY 2013, 1 in 8 Warren County residents (5,095) underwent an outpatient procedure in a Pennsylvania (PA) facility. Some of these residents had multiple outpatient procedure visits, for a total of 7,631 visits.

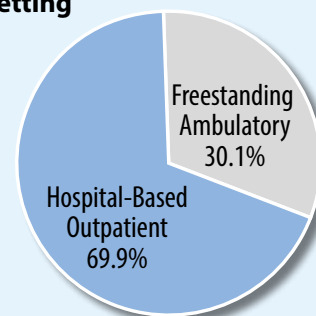
1.9 million. Statewide, 1.9 million PA residents had an outpatient procedure in a PA facility and about 27% of these had several outpatient procedure visits, for a total of 2.9 million visits in FY 2013.

PA Health Care Cost Containment Council



3.1 million. Overall, PHC4 collected 3.1 million outpatient procedure records (for PA and non-PA residents) from 174 hospital-based outpatient departments and 275 freestanding ambulatory surgery centers in FY 2013.

Outpatient Procedure Records by Setting



This report focuses on 10 outpatient procedures commonly performed in PA, with specific data shown for Warren Co.

Common Outpatient Procedures	Total for County Residents	% Freestanding Ambulatory Center	% Hospital Outpatient Department	Procedure Rate per 10,000 Residents	
				County Rate	State Rate
Colonoscopy with/without Biopsy	943	84.5%	15.5%	229.2	325.4
Incision and Drainage of Ear Drum	26	73.1%	26.9%	6.3	17.4
Release of Carpal Tunnel and Other Nerves in Arms/Legs	80	72.5%	27.5%	19.4	28.2
Removal of Breast Tumor or Partial Mastectomy	12	25.0%	75.0%	2.9	14.2
Removal of Bunion and Repair of Toe Deformity	32	78.1%	21.9%	7.8	12.1
Removal of Cataract and Insertion of Lens	607	95.2%	4.8%	147.5	146.2
Removal of Gallbladder and/or Gallstones	53	28.3%	71.7%	12.9	19.8
Removal of Tonsils and Adenoids	83	90.4%	9.6%	20.2	19.1
Repair of Hernia in Groin	44	56.8%	43.2%	10.7	18.2
Repair of Torn Knee Cartilage	142	81.0%	19.0%	34.5	30.1

Notes: These procedures were defined using the Agency for Healthcare Research and Quality's Clinical Classifications Software. Outpatient procedures that were incorporated into inpatient records (e.g., outpatient diagnostic services for patients admitted to the hospital within 3 days of their outpatient visit) were not included here.

PHC4's outpatient procedure data, available through its special request program, is an important resource for health care facilities and providers, insurers, researchers, and consultants in studying issues such as access to care, cost and reimbursements, community need, and strategic planning.

Where did Warren County residents have these outpatient procedures?

(Top 3 facilities by number of procedures)

	Top 3 Facilities	Number (%)		Top 3 Facilities	Number (%)
• Colonoscopy with/ without Biopsy	Pine Grove ASC	614 (65.1%)	• Removal of Cataract and Insertion of Lens	Pine Grove ASC	275 (45.3%)
	UPMC Hamot SC	123 (13.0%)		Community SC	152 (25.0%)
	Kane Community	35 (3.7%)		UPMC Hamot SC	80 (13.2%)
• Incision and Drainage of Ear Drum	Saint Vincent SC Erie	9 (34.6%)	• Removal of Gallbladder and/or Gallstones	Pine Grove ASC	15 (28.3%)
	UPMC Hamot SC	8 (30.8%)		UPMC Hamot	9 (17.0%)
	NR	<5 (NR)		** See footnote	7 (13.2%)
• Release of Carpal Tunnel and Other Nerves in Arms/Legs	UPMC Hamot SC	28 (35.0%)	• Removal of Tonsils and Adenoids	Pine Grove ASC	53 (63.9%)
	Saint Vincent SC Erie	27 (33.8%)		Saint Vincent SC Erie	9 (10.8%)
	* See footnote	6 (7.5%)		UPMC Hamot SC	9 (10.8%)
• Removal of Breast Tumor or Partial Mastectomy	NR	<5 (NR)	• Repair of Hernia in Groin	Pine Grove ASC	22 (50.0%)
	NR	<5 (NR)		Corry Memorial	8 (18.2%)
	NR	<5 (NR)		NR	<5 (NR)
• Removal of Bunion and Repair of Toe Deformity	Pine Grove ASC	17 (53.1%)	• Repair of Torn Knee Cartilage	Pine Grove ASC	54 (38.0%)
	NR	<5 (NR)		Village SC	35 (24.6%)
	NR	<5 (NR)		UPMC Hamot SC	13 (9.2%)

NR = Not reported due to volume limitations

NA = Not applicable

SC = Surgical/surgery center

When ties occur, facilities are listed alphabetically.

* Kane Community and UPMC Presby Shadyside were tied at 6.

** Kane Community and Saint Vincent Health were tied at 7.

Common outpatient procedures by payer breakdown

	Medicare	Medicaid	Commercial	Other*
Colonoscopy with/without Biopsy	40.8%	4.2%	49.1%	5.8%
Incision and Drainage of Ear Drum	3.8%	30.8%	61.5%	3.8%
Release of Carpal Tunnel and Other Nerves in Arms/Legs	26.3%	10.0%	58.8%	5.0%
Removal of Breast Tumor or Partial Mastectomy	50.0%	8.3%	41.7%	0.0%
Removal of Bunion and Repair of Toe Deformity	53.1%	12.5%	31.3%	3.1%
Removal of Cataract and Insertion of Lens	74.0%	0.8%	22.2%	3.0%
Removal of Gallbladder and/or Gallstones	15.1%	9.4%	66.0%	9.4%
Removal of Tonsils and Adenoids	3.6%	33.7%	54.2%	8.4%
Repair of Hernia in Groin	18.2%	2.3%	65.9%	13.6%
Repair of Torn Knee Cartilage	25.4%	5.6%	66.2%	2.8%

* Includes other government, self-pay and unknown payer.

Want to know what Medicare pays health care facilities in PA for common outpatient services such as cataract surgery, MRIs or biopsies? Then visit PHC4's website at www.phc4.org and click on the interactive database of Medicare Payment Information for Common Outpatient Services.

About PHC4

Created by the PA General Assembly in 1986, the PA Health Care Cost Containment Council (PHC4) is an independent state agency that collects, analyzes and reports information used to improve the quality and restrain the cost of health care in the state. Each year, more than 840,000 reports are downloaded from the PHC4 website and nearly 100 organizations and individuals access and use PHC4 data through special requests. PHC4 is governed by a 25-member board of directors, representing business, labor, consumers, health care providers, insurers and state government.

Joe Martin, Executive Director
225 Market Street, Suite 400, Harrisburg, PA 17101
717-232-6787 • www.phc4.org



Washington County

Common Outpatient Procedures for Washington County Residents in FY 2013



1 in 6. In FY 2013, 1 in 6 Washington County residents (36,040) underwent an outpatient procedure in a Pennsylvania (PA) facility. Some of these residents had multiple outpatient procedure visits, for a total of 55,202 visits.

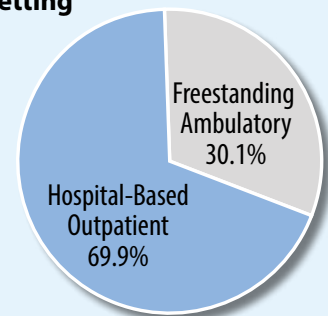
1.9 million. Statewide, 1.9 million PA residents had an outpatient procedure in a PA facility and about 27% of these had several outpatient procedure visits, for a total of 2.9 million visits in FY 2013.

PA Health Care Cost Containment Council



3.1 million. Overall, PHC4 collected 3.1 million outpatient procedure records (for PA and non-PA residents) from 174 hospital-based outpatient departments and 275 freestanding ambulatory surgery centers in FY 2013.

Outpatient Procedure Records by Setting



This report focuses on 10 outpatient procedures commonly performed in PA, with specific data shown for Washington Co.

Common Outpatient Procedures	Total for County Residents	% Freestanding Ambulatory Center	% Hospital Outpatient Department	Procedure Rate per 10,000 Residents	
				County Rate	State Rate
Colonoscopy with/without Biopsy	7,530	51.4%	48.6%	360.8	325.4
Incision and Drainage of Ear Drum	443	65.2%	34.8%	21.2	17.4
Release of Carpal Tunnel and Other Nerves in Arms/Legs	664	26.8%	73.2%	31.8	28.2
Removal of Breast Tumor or Partial Mastectomy	315	25.7%	74.3%	15.1	14.2
Removal of Bunion and Repair of Toe Deformity	236	26.7%	73.3%	11.3	12.1
Removal of Cataract and Insertion of Lens	3,959	88.7%	11.3%	189.7	146.2
Removal of Gallbladder and/or Gallstones	679	0.0%	100.0%	32.5	19.8
Removal of Tonsils and Adenoids	441	47.6%	52.4%	21.1	19.1
Repair of Hernia in Groin	437	29.7%	70.3%	20.9	18.2
Repair of Torn Knee Cartilage	882	17.3%	82.7%	42.3	30.1

Notes: These procedures were defined using the Agency for Healthcare Research and Quality's Clinical Classifications Software. Outpatient procedures that were incorporated into inpatient records (e.g., outpatient diagnostic services for patients admitted to the hospital within 3 days of their outpatient visit) were not included here.

PHC4's outpatient procedure data, available through its special request program, is an important resource for health care facilities and providers, insurers, researchers, and consultants in studying issues such as access to care, cost and reimbursements, community need, and strategic planning.

Where did Washington County residents have these outpatient procedures?

(Top 3 facilities by number of procedures)

	Top 3 Facilities	Number (%)		Top 3 Facilities	Number (%)
• Colonoscopy with/ without Biopsy	Tri-State SC	2,012 (26.7%)	• Removal of Cataract and Insertion of Lens	Southwestern PA Eye SC	1,880 (47.5%)
	Washington	1,097 (14.6%)		Tri-State SC	388 (9.8%)
	St Clair Memorial	702 (9.3%)		Spartan Health SC	320 (8.1%)
• Incision and Drainage of Ear Drum	CHP North SC	232 (52.4%)	• Removal of Gallbladder and/or Gallstones	Washington	273 (40.2%)
	Children's Hosp Pgh/UPMC	81 (18.3%)		Monongahela Valley	90 (13.3%)
	Tri-State SC	36 (8.1%)		Jefferson Regional	84 (12.4%)
• Release of Carpal Tunnel and Other Nerves in Arms/Legs	Advanced Surgical	216 (32.5%)	• Removal of Tonsils and Adenoids	CHP North SC	125 (28.3%)
	Monongahela Valley	59 (8.9%)		Children's Hosp Pgh/UPMC	114 (25.9%)
	Washington	50 (7.5%)		Tri-State SC	69 (15.6%)
• Removal of Breast Tumor or Partial Mastectomy	St Clair Memorial	59 (18.7%)	• Repair of Hernia in Groin	Tri-State SC	106 (24.3%)
	Washington	55 (17.5%)		Washington	67 (15.3%)
	Monongahela Valley	46 (14.6%)		St Clair Memorial	56 (12.8%)
• Removal of Bunion and Repair of Toe Deformity	Advanced Surgical	42 (17.8%)	• Repair of Torn Knee Cartilage	Advanced Surgical	331 (37.5%)
	Tri-State SC	27 (11.4%)		Washington	77 (8.7%)
	Washington	27 (11.4%)		Canonsburg General	67 (7.6%)

NR = Not reported due to volume limitations
 NA = Not applicable
 SC = Surgical/surgery center
 When ties occur, facilities are listed alphabetically.

Common outpatient procedures by payer breakdown

	Medicare	Medicaid	Commercial	Other*
Colonoscopy with/without Biopsy	30.7%	4.3%	59.6%	5.4%
Incision and Drainage of Ear Drum	1.4%	28.2%	54.9%	15.6%
Release of Carpal Tunnel and Other Nerves in Arms/Legs	31.0%	7.2%	55.0%	6.8%
Removal of Breast Tumor or Partial Mastectomy	29.8%	8.3%	53.7%	8.3%
Removal of Bunion and Repair of Toe Deformity	27.5%	6.4%	56.8%	9.3%
Removal of Cataract and Insertion of Lens	72.2%	2.9%	23.4%	1.5%
Removal of Gallbladder and/or Gallstones	21.9%	10.9%	62.7%	4.4%
Removal of Tonsils and Adenoids	0.7%	26.3%	56.9%	16.1%
Repair of Hernia in Groin	27.9%	6.2%	61.1%	4.8%
Repair of Torn Knee Cartilage	15.6%	4.4%	74.3%	5.7%

Want to know what Medicare pays health care facilities in PA for common outpatient services such as cataract surgery, MRIs or biopsies? Then visit PHC4's website at www.phc4.org and click on the interactive database of Medicare Payment Information for Common Outpatient Services.

* Includes other government, self-pay and unknown payer.

About PHC4

Created by the PA General Assembly in 1986, the PA Health Care Cost Containment Council (PHC4) is an independent state agency that collects, analyzes and reports information used to improve the quality and restrain the cost of health care in the state. Each year, more than 840,000 reports are downloaded from the PHC4 website and nearly 100 organizations and individuals access and use PHC4 data through special requests. PHC4 is governed by a 25-member board of directors, representing business, labor, consumers, health care providers, insurers and state government.

Joe Martin, Executive Director
 225 Market Street, Suite 400, Harrisburg, PA 17101
 717-232-6787 • www.phc4.org



Wayne County

Common Outpatient Procedures for Wayne County Residents in FY 2013



1 in 7. In FY 2013, 1 in 7 Wayne County residents (7,769) underwent an outpatient procedure in a Pennsylvania (PA) facility. Some of these residents had multiple outpatient procedure visits, for a total of 12,805 visits.

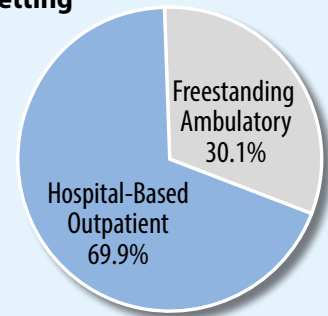
1.9 million. Statewide, 1.9 million PA residents had an outpatient procedure in a PA facility and about 27% of these had several outpatient procedure visits, for a total of 2.9 million visits in FY 2013.

PA Health Care Cost Containment Council



3.1 million. Overall, PHC4 collected 3.1 million outpatient procedure records (for PA and non-PA residents) from 174 hospital-based outpatient departments and 275 freestanding ambulatory surgery centers in FY 2013.

Outpatient Procedure Records by Setting



This report focuses on 10 outpatient procedures commonly performed in PA, with specific data shown for Wayne Co.

Common Outpatient Procedures	Total for County Residents	% Freestanding Ambulatory Center	% Hospital Outpatient Department	Procedure Rate per 10,000 Residents	
				County Rate	State Rate
Colonoscopy with/without Biopsy	2,479	92.9%	7.1%	477.1	325.4
Incision and Drainage of Ear Drum	88	33.0%	67.0%	16.9	17.4
Release of Carpal Tunnel and Other Nerves in Arms/Legs	112	45.5%	54.5%	21.6	28.2
Removal of Breast Tumor or Partial Mastectomy	72	9.7%	90.3%	13.9	14.2
Removal of Bunion and Repair of Toe Deformity	42	35.7%	64.3%	8.1	12.1
Removal of Cataract and Insertion of Lens	914	86.4%	13.6%	175.9	146.2
Removal of Gallbladder and/or Gallstones	170	0.0%	100.0%	32.7	19.8
Removal of Tonsils and Adenoids	111	22.5%	77.5%	21.4	19.1
Repair of Hernia in Groin	113	11.5%	88.5%	21.7	18.2
Repair of Torn Knee Cartilage	134	41.8%	58.2%	25.8	30.1

Notes: These procedures were defined using the Agency for Healthcare Research and Quality's Clinical Classifications Software. Outpatient procedures that were incorporated into inpatient records (e.g., outpatient diagnostic services for patients admitted to the hospital within 3 days of their outpatient visit) were not included here.

PHC4's outpatient procedure data, available through its special request program, is an important resource for health care facilities and providers, insurers, researchers, and consultants in studying issues such as access to care, cost and reimbursements, community need, and strategic planning.

Where did Wayne County residents have these outpatient procedures?

(Top 3 facilities by number of procedures)

	Top 3 Facilities	Number (%)		Top 3 Facilities	Number (%)
• Colonoscopy with/ without Biopsy	Mountain Laurel SC	1,503 (60.6%)	• Removal of Cataract and Insertion of Lens	NEI AS	712 (77.9%)
	Scranton Endoscopy	474 (19.1%)		Wayne Memorial	110 (12.0%)
	Eynon SC	190 (7.7%)		Kingston Ophthalmology	39 (4.3%)
• Incision and Drainage of Ear Drum	Wayne Memorial	38 (43.2%)	• Removal of Gallbladder and/or Gallstones	Wayne Memorial	98 (57.6%)
	North East SC	9 (10.2%)		Geisinger-Community	24 (14.1%)
	Regional Hospital SC	8 (9.1%)		Regional Scranton	24 (14.1%)
• Release of Carpal Tunnel and Other Nerves in Arms/Legs	North East SC	47 (42.0%)	• Removal of Tonsils and Adenoids	Wayne Memorial	26 (23.4%)
	Wayne Memorial	38 (33.9%)		Regional Scranton	20 (18.0%)
	Geisinger-Community	10 (8.9%)		Geisinger-Community	17 (15.3%)
• Removal of Breast Tumor or Partial Mastectomy	Moses Taylor	19 (26.4%)	• Repair of Hernia in Groin	Wayne Memorial	42 (37.2%)
	Regional Scranton	19 (26.4%)		Regional Scranton	19 (16.8%)
	Wayne Memorial	12 (16.7%)		Geisinger-Community	13 (11.5%)
• Removal of Bunion and Repair of Toe Deformity	Wayne Memorial	13 (31.0%)	• Repair of Torn Knee Cartilage	Wayne Memorial	50 (37.3%)
	Geisinger-Community	10 (23.8%)		North East SC	43 (32.1%)
	North East SC	9 (21.4%)		Regional Scranton	11 (8.2%)

NR = Not reported due to volume limitations
 NA = Not applicable
 SC = Surgical/surgery center
 When ties occur, facilities are listed alphabetically.

Common outpatient procedures by payer breakdown

	Medicare	Medicaid	Commercial	Other*
Colonoscopy with/without Biopsy	43.5%	3.5%	51.3%	1.7%
Incision and Drainage of Ear Drum	9.1%	22.7%	65.9%	2.3%
Release of Carpal Tunnel and Other Nerves in Arms/Legs	41.1%	7.1%	50.9%	0.9%
Removal of Breast Tumor or Partial Mastectomy	29.2%	5.6%	62.5%	2.8%
Removal of Bunion and Repair of Toe Deformity	26.2%	4.8%	59.5%	9.5%
Removal of Cataract and Insertion of Lens	80.7%	0.2%	17.5%	1.5%
Removal of Gallbladder and/or Gallstones	22.4%	16.5%	55.9%	5.3%
Removal of Tonsils and Adenoids	0.9%	19.8%	76.6%	2.7%
Repair of Hernia in Groin	31.0%	4.4%	49.6%	15.0%
Repair of Torn Knee Cartilage	16.4%	7.5%	70.1%	6.0%

Want to know what Medicare pays health care facilities in PA for common outpatient services such as cataract surgery, MRIs or biopsies? Then visit PHC4's website at www.phc4.org and click on the interactive database of Medicare Payment Information for Common Outpatient Services.

* Includes other government, self-pay and unknown payer.

About PHC4

Created by the PA General Assembly in 1986, the PA Health Care Cost Containment Council (PHC4) is an independent state agency that collects, analyzes and reports information used to improve the quality and restrain the cost of health care in the state. Each year, more than 840,000 reports are downloaded from the PHC4 website and nearly 100 organizations and individuals access and use PHC4 data through special requests. PHC4 is governed by a 25-member board of directors, representing business, labor, consumers, health care providers, insurers and state government.

Joe Martin, Executive Director
 225 Market Street, Suite 400, Harrisburg, PA 17101
 717-232-6787 • www.phc4.org



Westmoreland County

Common Outpatient Procedures for Westmoreland County Residents in FY 2013



1 in 7. In FY 2013, 1 in 7 Westmoreland County residents (54,947) underwent an outpatient procedure in a Pennsylvania (PA) facility. Some of these residents had multiple outpatient procedure visits, for a total of 80,549 visits.

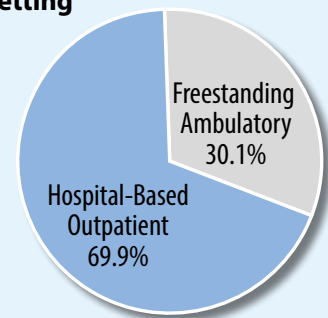
1.9 million. Statewide, 1.9 million PA residents had an outpatient procedure in a PA facility and about 27% of these had several outpatient procedure visits, for a total of 2.9 million visits in FY 2013.

PA Health Care Cost Containment Council



3.1 million. Overall, PHC4 collected 3.1 million outpatient procedure records (for PA and non-PA residents) from 174 hospital-based outpatient departments and 275 freestanding ambulatory surgery centers in FY 2013.

Outpatient Procedure Records by Setting



This report focuses on 10 outpatient procedures commonly performed in PA, with specific data shown for Westmoreland Co.

Common Outpatient Procedures	Total for County Residents	% Freestanding Ambulatory Center	% Hospital Outpatient Department	Procedure Rate per 10,000 Residents	
				County Rate	State Rate
Colonoscopy with/without Biopsy	14,425	33.3%	66.7%	397.0	325.4
Incision and Drainage of Ear Drum	707	50.1%	49.9%	19.5	17.4
Release of Carpal Tunnel and Other Nerves in Arms/Legs	1,515	55.9%	44.1%	41.7	28.2
Removal of Breast Tumor or Partial Mastectomy	517	17.8%	82.2%	14.2	14.2
Removal of Bunion and Repair of Toe Deformity	498	46.4%	53.6%	13.7	12.1
Removal of Cataract and Insertion of Lens	7,009	75.4%	24.6%	192.9	146.2
Removal of Gallbladder and/or Gallstones	825	0.7%	99.3%	22.7	19.8
Removal of Tonsils and Adenoids	832	33.8%	66.2%	22.9	19.1
Repair of Hernia in Groin	755	10.6%	89.4%	20.8	18.2
Repair of Torn Knee Cartilage	980	33.8%	66.2%	27.0	30.1

Notes: These procedures were defined using the Agency for Healthcare Research and Quality's Clinical Classifications Software. Outpatient procedures that were incorporated into inpatient records (e.g., outpatient diagnostic services for patients admitted to the hospital within 3 days of their outpatient visit) were not included here.

PHC4's outpatient procedure data, available through its special request program, is an important resource for health care facilities and providers, insurers, researchers, and consultants in studying issues such as access to care, cost and reimbursements, community need, and strategic planning.

Where did Westmoreland County residents have these outpatient procedures?

(Top 3 facilities by number of procedures)

Top 3 Facilities			Top 3 Facilities		
		Number (%)			Number (%)
• Colonoscopy with/without Biopsy	Excelsa Hlth Westmoreland	2,920 (20.2%)	• Removal of Cataract and Insertion of Lens	20/20 SC	2,115 (30.2%)
	Latrobe Area	2,281 (15.8%)		Mt Pleasant SC	594 (8.5%)
	Excelsa Health Norwin	1,532 (10.6%)		Latrobe Area	575 (8.2%)
• Incision and Drainage of Ear Drum	CHP North SC	279 (39.5%)	• Removal of Gallbladder and/or Gallstones	Excelsa Hlth Westmoreland	193 (23.4%)
	Children's Hosp Pgh/UPMC	170 (24.0%)		Latrobe Area	160 (19.4%)
	Laurel Surgical Center	63 (8.9%)		UPMC St Margaret	74 (9.0%)
• Release of Carpal Tunnel and Other Nerves in Arms/Legs	UPMC St. Margaret OP Ctr	282 (18.6%)	• Removal of Tonsils and Adenoids	Children's Hosp Pgh/UPMC	223 (26.8%)
	Excelsa Health Norwin	215 (14.2%)		CHP North SC	172 (20.7%)
	Latrobe Area	178 (11.7%)		Laurel Surgical Center	89 (10.7%)
• Removal of Breast Tumor or Partial Mastectomy	Excelsa Hlth Westmoreland	118 (22.8%)	• Repair of Hernia in Groin	Excelsa Hlth Westmoreland	210 (27.8%)
	Latrobe Area	74 (14.3%)		Latrobe Area	136 (18.0%)
	UPMC Monroeville SC	69 (13.3%)		Forbes Regional	49 (6.5%)
• Removal of Bunion and Repair of Toe Deformity	Latrobe Area	81 (16.3%)	• Repair of Torn Knee Cartilage	Excelsa Hlth Westmoreland	151 (15.4%)
	Excelsa Health Norwin	66 (13.3%)		Forbes Regional	96 (9.8%)
	UPMC St. Margaret OP Ctr	59 (11.8%)		* See footnote	83 (8.5%)

NR = Not reported due to volume limitations

NA = Not applicable

SC = Surgical/surgery center

When ties occur, facilities are listed alphabetically.

* Laurel Surgical Center and UPMC Mercy South Side SC were tied at 83.

Common outpatient procedures by payer breakdown

	Medicare	Medicaid	Commercial	Other*
Colonoscopy with/without Biopsy	35.9%	4.2%	53.5%	6.4%
Incision and Drainage of Ear Drum	6.9%	34.2%	50.4%	8.5%
Release of Carpal Tunnel and Other Nerves in Arms/Legs	30.3%	6.7%	53.2%	9.8%
Removal of Breast Tumor or Partial Mastectomy	36.6%	5.0%	48.4%	10.1%
Removal of Bunion and Repair of Toe Deformity	27.1%	7.8%	58.0%	7.0%
Removal of Cataract and Insertion of Lens	68.2%	2.5%	26.1%	3.2%
Removal of Gallbladder and/or Gallstones	21.8%	9.1%	57.2%	11.9%
Removal of Tonsils and Adenoids	1.9%	25.2%	61.8%	11.1%
Repair of Hernia in Groin	31.7%	5.0%	56.2%	7.2%
Repair of Torn Knee Cartilage	13.5%	7.7%	67.6%	11.3%

* Includes other government, self-pay and unknown payer.

Want to know what Medicare pays health care facilities in PA for common outpatient services such as cataract surgery, MRIs or biopsies? Then visit PHC4's website at www.phc4.org and click on the interactive database of Medicare Payment Information for Common Outpatient Services.

About PHC4

Created by the PA General Assembly in 1986, the PA Health Care Cost Containment Council (PHC4) is an independent state agency that collects, analyzes and reports information used to improve the quality and restrain the cost of health care in the state. Each year, more than 840,000 reports are downloaded from the PHC4 website and nearly 100 organizations and individuals access and use PHC4 data through special requests. PHC4 is governed by a 25-member board of directors, representing business, labor, consumers, health care providers, insurers and state government.

Joe Martin, Executive Director
225 Market Street, Suite 400, Harrisburg, PA 17101
717-232-6787 • www.phc4.org



Wyoming County

Common Outpatient Procedures for Wyoming County Residents in FY 2013



1 in 5. In FY 2013, 1 in 5 Wyoming County residents (5,783) underwent an outpatient procedure in a Pennsylvania (PA) facility. Some of these residents had multiple outpatient procedure visits, for a total of 7,987 visits.

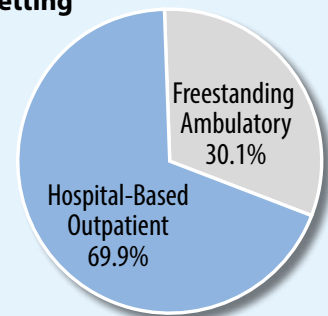
1.9 million. Statewide, 1.9 million PA residents had an outpatient procedure in a PA facility and about 27% of these had several outpatient procedure visits, for a total of 2.9 million visits in FY 2013.

PA Health Care Cost Containment Council



3.1 million. Overall, PHC4 collected 3.1 million outpatient procedure records (for PA and non-PA residents) from 174 hospital-based outpatient departments and 275 freestanding ambulatory surgery centers in FY 2013.

Outpatient Procedure Records by Setting



This report focuses on 10 outpatient procedures commonly performed in PA, with specific data shown for Wyoming Co.

Common Outpatient Procedures	Total for County Residents	% Freestanding Ambulatory Center	% Hospital Outpatient Department	Procedure Rate per 10,000 Residents	
				County Rate	State Rate
Colonoscopy with/without Biopsy	1,023	55.9%	44.1%	363.7	325.4
Incision and Drainage of Ear Drum	77	31.2%	68.8%	27.4	17.4
Release of Carpal Tunnel and Other Nerves in Arms/Legs	117	40.2%	59.8%	41.6	28.2
Removal of Breast Tumor or Partial Mastectomy	44	22.7%	77.3%	15.6	14.2
Removal of Bunion and Repair of Toe Deformity	35	60.0%	40.0%	12.4	12.1
Removal of Cataract and Insertion of Lens	511	91.8%	8.2%	181.7	146.2
Removal of Gallbladder and/or Gallstones	78	0.0%	100.0%	27.7	19.8
Removal of Tonsils and Adenoids	88	19.3%	80.7%	31.3	19.1
Repair of Hernia in Groin	57	19.3%	80.7%	20.3	18.2
Repair of Torn Knee Cartilage	64	42.2%	57.8%	22.8	30.1

Notes: These procedures were defined using the Agency for Healthcare Research and Quality's Clinical Classifications Software. Outpatient procedures that were incorporated into inpatient records (e.g., outpatient diagnostic services for patients admitted to the hospital within 3 days of their outpatient visit) were not included here.

PHC4's outpatient procedure data, available through its special request program, is an important resource for health care facilities and providers, insurers, researchers, and consultants in studying issues such as access to care, cost and reimbursements, community need, and strategic planning.

Where did Wyoming County residents have these outpatient procedures?

(Top 3 facilities by number of procedures)

	Top 3 Facilities	Number (%)		Top 3 Facilities	Number (%)
• Colonoscopy with/ without Biopsy	Scranton Endoscopy	192 (18.8%)	• Removal of Cataract and Insertion of Lens	NEI AS	341 (66.7%)
	Tyler Memorial	187 (18.3%)		Kingston Ophthalmology	62 (12.1%)
	Geisinger Wyoming Valley	151 (14.8%)		Same Day Geisinger South	28 (5.5%)
• Incision and Drainage of Ear Drum	Tyler Memorial	34 (44.2%)	• Removal of Gallbladder and/or Gallstones	Tyler Memorial	24 (30.8%)
	Same Day Geisinger South	6 (7.8%)		Wilkes-Barre General	14 (17.9%)
	* See footnote	5 (6.5%)		Geisinger Wyoming Valley	12 (15.4%)
• Release of Carpal Tunnel and Other Nerves in Arms/Legs	Tyler Memorial	43 (36.8%)	• Removal of Tonsils and Adenoids	Tyler Memorial	37 (42.0%)
	North East SC	29 (24.8%)		Regional Scranton Memorial/Towanda	10 (11.4%) 8 (9.1%)
	Same Day Geisinger South	10 (8.5%)			
• Removal of Breast Tumor or Partial Mastectomy	Geisinger-Community	10 (22.7%)	• Repair of Hernia in Groin	Tyler Memorial	15 (26.3%)
	** See footnote	7 (15.9%)		Geisinger-Community	9 (15.8%)
	** See footnote	7 (15.9%)		Wilkes-Barre General	7 (12.3%)
• Removal of Bunion and Repair of Toe Deformity	Regional Hospital SC	11 (31.4%)	• Repair of Torn Knee Cartilage	North East SC	14 (21.9%)
	Geisinger-Community	7 (20.0%)		Tyler Memorial	13 (20.3%)
	Tyler Memorial	5 (14.3%)		Endless Mountains	5 (7.8%)

NR = Not reported due to volume limitations
 NA = Not applicable
 SC = Surgical/surgery center
 When ties occur, facilities are listed alphabetically.

* Center Same Day Surgery and Moses Taylor were tied at 5.
 ** Geisinger Wyoming Valley, Regional Scranton, and Surgical Specialty NE PA were tied at 7.

Common outpatient procedures by payer breakdown

	Medicare	Medicaid	Commercial	Other*
Colonoscopy with/without Biopsy	37.0%	4.1%	56.7%	2.2%
Incision and Drainage of Ear Drum	5.2%	33.8%	61.0%	0.0%
Release of Carpal Tunnel and Other Nerves in Arms/Legs	38.5%	3.4%	52.1%	6.0%
Removal of Breast Tumor or Partial Mastectomy	25.0%	6.8%	59.1%	9.1%
Removal of Bunion and Repair of Toe Deformity	31.4%	5.7%	62.9%	0.0%
Removal of Cataract and Insertion of Lens	71.2%	1.0%	24.9%	2.9%
Removal of Gallbladder and/or Gallstones	16.7%	6.4%	73.1%	3.8%
Removal of Tonsils and Adenoids	1.1%	22.7%	73.9%	2.3%
Repair of Hernia in Groin	22.8%	5.3%	71.9%	0.0%
Repair of Torn Knee Cartilage	23.4%	6.3%	65.6%	4.7%

Want to know what Medicare pays health care facilities in PA for common outpatient services such as cataract surgery, MRIs or biopsies? Then visit PHC4's website at www.phc4.org and click on the interactive database of Medicare Payment Information for Common Outpatient Services.

* Includes other government, self-pay and unknown payer.

About PHC4

Created by the PA General Assembly in 1986, the PA Health Care Cost Containment Council (PHC4) is an independent state agency that collects, analyzes and reports information used to improve the quality and restrain the cost of health care in the state. Each year, more than 840,000 reports are downloaded from the PHC4 website and nearly 100 organizations and individuals access and use PHC4 data through special requests. PHC4 is governed by a 25-member board of directors, representing business, labor, consumers, health care providers, insurers and state government.

Joe Martin, Executive Director
 225 Market Street, Suite 400, Harrisburg, PA 17101
 717-232-6787 • www.phc4.org



York County

Common Outpatient Procedures for York County Residents in FY 2013



1 in 8. In FY 2013, 1 in 8 York County residents (57,951) underwent an outpatient procedure in a Pennsylvania (PA) facility. Some of these residents had multiple outpatient procedure visits, for a total of 91,623 visits.

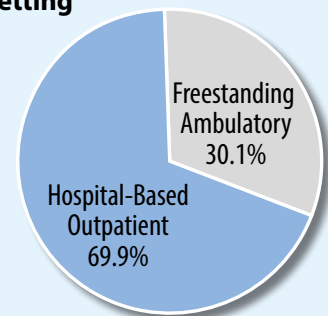
1.9 million. Statewide, 1.9 million PA residents had an outpatient procedure in a PA facility and about 27% of these had several outpatient procedure visits, for a total of 2.9 million visits in FY 2013.

PA Health Care Cost Containment Council



3.1 million. Overall, PHC4 collected 3.1 million outpatient procedure records (for PA and non-PA residents) from 174 hospital-based outpatient departments and 275 freestanding ambulatory surgery centers in FY 2013.

Outpatient Procedure Records by Setting



This report focuses on 10 outpatient procedures commonly performed in PA, with specific data shown for York Co.

Common Outpatient Procedures	Total for County Residents	% Freestanding Ambulatory Center	% Hospital Outpatient Department	Procedure Rate per 10,000 Residents	
				County Rate	State Rate
Colonoscopy with/without Biopsy	15,089	75.6%	24.4%	344.6	325.4
Incision and Drainage of Ear Drum	640	58.1%	41.9%	14.6	17.4
Release of Carpal Tunnel and Other Nerves in Arms/Legs	1,628	71.9%	28.1%	37.2	28.2
Removal of Breast Tumor or Partial Mastectomy	718	75.9%	24.1%	16.4	14.2
Removal of Bunion and Repair of Toe Deformity	787	80.7%	19.3%	18.0	12.1
Removal of Cataract and Insertion of Lens	6,095	99.1%	0.9%	139.2	146.2
Removal of Gallbladder and/or Gallstones	846	6.6%	93.4%	19.3	19.8
Removal of Tonsils and Adenoids	768	22.3%	77.7%	17.5	19.1
Repair of Hernia in Groin	892	45.0%	55.0%	20.4	18.2
Repair of Torn Knee Cartilage	1,492	66.8%	33.2%	34.1	30.1

Notes: These procedures were defined using the Agency for Healthcare Research and Quality's Clinical Classifications Software. Outpatient procedures that were incorporated into inpatient records (e.g., outpatient diagnostic services for patients admitted to the hospital within 3 days of their outpatient visit) were not included here.

PHC4's outpatient procedure data, available through its special request program, is an important resource for health care facilities and providers, insurers, researchers, and consultants in studying issues such as access to care, cost and reimbursements, community need, and strategic planning.

Where did York County residents have these outpatient procedures?

(Top 3 facilities by number of procedures)

	Top 3 Facilities	Number (%)		Top 3 Facilities	Number (%)
• Colonoscopy with/ without Biopsy	York Endoscopy	4,257 (28.2%)	• Removal of Cataract and Insertion of Lens	Eyes of York SC	1,845 (30.3%)
	Apple Hill SC	2,318 (15.4%)		Apple Hill SC	1,489 (24.4%)
	York	1,854 (12.3%)		Memorial SC York	1,204 (19.8%)
• Incision and Drainage of Ear Drum	Apple Hill SC	214 (33.4%)	• Removal of Gallbladder and/or Gallstones	York	381 (45.0%)
	Hanover	122 (19.1%)		Hanover	145 (17.1%)
	Milton S Hershey	41 (6.4%)		Memorial York	122 (14.4%)
• Release of Carpal Tunnel and Other Nerves in Arms/Legs	OSS Ambulatory SC	453 (27.8%)	• Removal of Tonsils and Adenoids	York	290 (37.8%)
	Apple Hill SC	303 (18.6%)		Hanover	185 (24.1%)
	OSS Orthopaedic	223 (13.7%)		Apple Hill SC	68 (8.9%)
• Removal of Breast Tumor or Partial Mastectomy	Apple Hill SC	320 (44.6%)	• Repair of Hernia in Groin	Apple Hill SC	245 (27.5%)
	Leader SC	220 (30.6%)		York	231 (25.9%)
	Hanover	55 (7.7%)		Memorial York	94 (10.5%)
• Removal of Bunion and Repair of Toe Deformity	Apple Hill SC	291 (37.0%)	• Repair of Torn Knee Cartilage	OSS Ambulatory SC	651 (43.6%)
	Foot and Ankle SC	155 (19.7%)		OSS Orthopaedic	316 (21.2%)
	OSS Ambulatory SC	112 (14.2%)		Grandview Surgery & Laser	103 (6.9%)

NR = Not reported due to volume limitations
 NA = Not applicable
 SC = Surgical/surgery center
 When ties occur, facilities are listed alphabetically.

Common outpatient procedures by payer breakdown

	Medicare	Medicaid	Commercial	Other*
Colonoscopy with/without Biopsy	35.6%	2.9%	57.7%	3.7%
Incision and Drainage of Ear Drum	2.0%	29.1%	64.8%	4.1%
Release of Carpal Tunnel and Other Nerves in Arms/Legs	31.1%	3.9%	61.1%	3.8%
Removal of Breast Tumor or Partial Mastectomy	30.9%	4.3%	59.5%	5.3%
Removal of Bunion and Repair of Toe Deformity	27.1%	2.5%	67.3%	3.0%
Removal of Cataract and Insertion of Lens	69.6%	2.7%	25.4%	2.4%
Removal of Gallbladder and/or Gallstones	19.5%	10.2%	65.2%	5.1%
Removal of Tonsils and Adenoids	1.2%	28.9%	63.4%	6.5%
Repair of Hernia in Groin	27.6%	5.4%	61.3%	5.7%
Repair of Torn Knee Cartilage	21.5%	4.0%	68.7%	5.8%

Want to know what Medicare pays health care facilities in PA for common outpatient services such as cataract surgery, MRIs or biopsies? Then visit PHC4's website at www.phc4.org and click on the interactive database of Medicare Payment Information for Common Outpatient Services.

* Includes other government, self-pay and unknown payer.

About PHC4

Created by the PA General Assembly in 1986, the PA Health Care Cost Containment Council (PHC4) is an independent state agency that collects, analyzes and reports information used to improve the quality and restrain the cost of health care in the state. Each year, more than 840,000 reports are downloaded from the PHC4 website and nearly 100 organizations and individuals access and use PHC4 data through special requests. PHC4 is governed by a 25-member board of directors, representing business, labor, consumers, health care providers, insurers and state government.

Joe Martin, Executive Director
 225 Market Street, Suite 400, Harrisburg, PA 17101
 717-232-6787 • www.phc4.org

