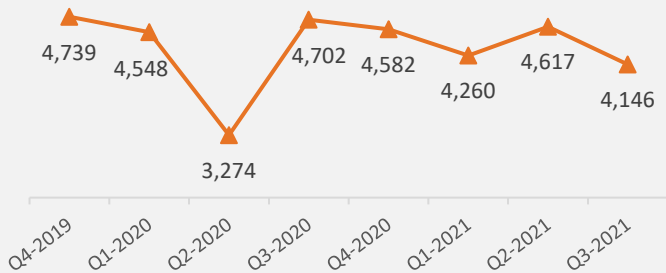


# Key Findings and Statewide Statistics

## Spinal Fusion

### Number of Cases by Quarter



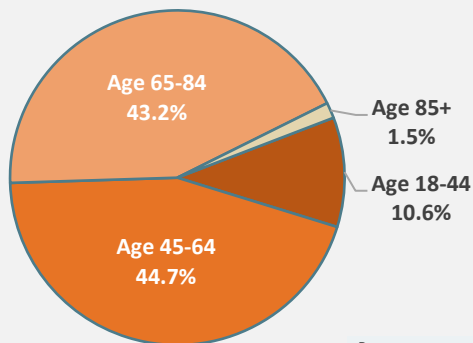
Q4-2019 through Q3-2020 inpatient data are displayed for trending purposes only and are not included in the report analyses. Outpatient cases not shown; majority of spinal fusions performed in the inpatient setting. Q2-2020 data was impacted by the COVID-19 pandemic.

This report examines the **17,605** inpatient hospitalizations for spinal fusion surgery performed in Pennsylvania acute care hospitals from October 1, 2020 through September 30, 2021.

Of these hospitalizations, **13,296** cases, after exclusions, were examined in the Hospital Results section of this report in determining statewide rates of complications and postoperative length of stay.

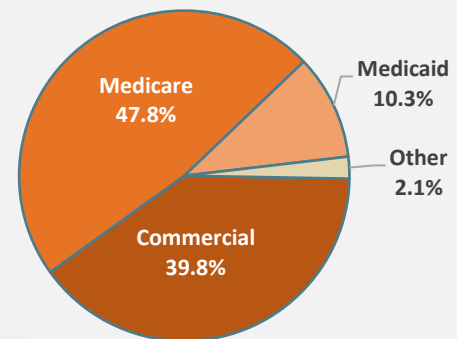
The total number of inpatient spinal fusion procedures decreased **12.5%** between Q4-2019 and Q3-2021.

### Spinal Fusion by Age



Percentages may not add to 100% due to rounding.

### Spinal Fusion by Payer



## Complications

- **1.9%** of patients who underwent spinal fusion had an in-hospital complication and **2.0%** were readmitted to an acute care hospital for a complication within 7, 30, or 90 days of discharge depending on the complication.
- Black (non-Hispanic) patients had statistically higher complication rates than the rest of the state (**3.5%** had an in-hospital complication, and **3.1%** were readmitted to an acute care hospital for a complication).
- Patients age 65-84 had statistically higher complication rates than the rest of the state (**2.6%** had an in-hospital complication, and **2.3%** were readmitted to an acute care hospital for a complication).

## Postoperative Length of Stay

- Patients stayed in the hospital an average of **3.2 days** following spinal fusion.
- **2.4%** of patients experienced an extended postoperative length of stay; that is, after accounting for patient risk, they stayed in the hospital longer than expected. The average postoperative stay for these patients was **12.0 days**.

# Key Findings and Statewide Statistics

## Medicare Payments

- The average Medicare fee-for-service payment for a spinal fusion hospitalization in was **\$31,590**.
- The average Medicare fee-for-service payment for a spinal fusion hospitalization with an extended postoperative length of stay was **\$40,760**.

Based on the Centers for Medicare and Medicaid Services Calendar Year 2020 Medicare Fee-for-Service payment data.

## Spinal Fusion Hospitalization Rates per 10,000 Pennsylvania Residents

Statewide Rate: 15.6

Age	Female/Male	Race/Ethnicity
Age 18-44 .....3.9	Female .....15.5	White (non-Hispanic)..... 16.7
Age 45-64 .....21.2	Male.....15.8	Black (non-Hispanic) ..... 13.2
Age 65-84 .....32.2		Hispanic ..... 5.1
Age 85 and older .....7.5		

Poverty	Rural/Urban	Region
High Poverty ..... 12.0	Rural County .....16.7	Western PA.....17.4
All Other ..... 15.9	Urban County .....15.2	Central & Northeastern PA.....15.7
		Southeastern PA .....14.2

Rate calculations: Hospitalization rates above were based on Pennsylvania residents (15,858 hospital stays or 90.1% of all 17,605 hospitalizations for spinal fusion) using PHC4 discharge data and 2020 US Census Bureau population figures.

*High Poverty* rates included hospitalizations for residents living in areas where 20% or more of the population lives in poverty.

*Rural County* and *Urban County* rates were based on the designation of the county of residence as defined by The Center for Rural Pennsylvania. Urban counties are italicized in the following list of counties by region. Regional rates were adjusted for population differences in age and sex.

- Western PA includes the following counties: *Allegheny, Armstrong, Beaver, Bedford, Blair, Butler, Cambria, Cameron, Clarion, Clearfield, Crawford, Elk, Erie, Fayette, Forest, Greene, Indiana, Jefferson, Lawrence, McKean, Mercer, Potter, Somerset, Venango, Warren, Washington, and Westmoreland.*
- Central & Northeastern PA includes the following counties: *Adams, Bradford, Centre, Clinton, Columbia, Cumberland, Dauphin, Franklin, Fulton, Huntingdon, Juniata, Lackawanna, Lancaster, Lebanon, Luzerne, Lycoming, Mifflin, Monroe, Montour, Northumberland, Perry, Pike, Snyder, Sullivan, Susquehanna, Tioga, Union, Wayne, Wyoming, and York.*
- Southeastern PA includes the following counties: *Berks, Bucks, Carbon, Chester, Delaware, Lehigh, Montgomery, Northampton, Philadelphia, and Schuylkill.*

For County Rates, see “Maps – Rates by County”